



US00D334584S

United States Patent [19]

[11] Patent Number: **Des. 334,584**

Wilson

[45] Date of Patent: **** Apr. 6, 1993**

[54] **SUNGLASSES TEMPLE**

D. 320,031 9/1991 Wilson D16/127
1,001,238 8/1911 Barnes 351/111

[76] Inventor: **Ken Wilson, 9926 Prospect Ave.,
Santee, Calif. 92071**

Primary Examiner—Bernard Ansher
Assistant Examiner—R. R. Barkai
Attorney, Agent, or Firm—Charles C. Logan, II

[**] Term: **14 Years**

[21] Appl. No.: **732,677**

[57] **CLAIM**

[22] Filed: **Jul. 19, 1991**

The ornamental design for a sunglasses temple, as shown and described.

[52] U.S. Cl. **D16/127**

[58] Field of Search D16/102, 111, 112, 116,
D16/117, 118, 121, 127; 351/44, 51, 90-91, 99,
103, 106, 110-111, 121

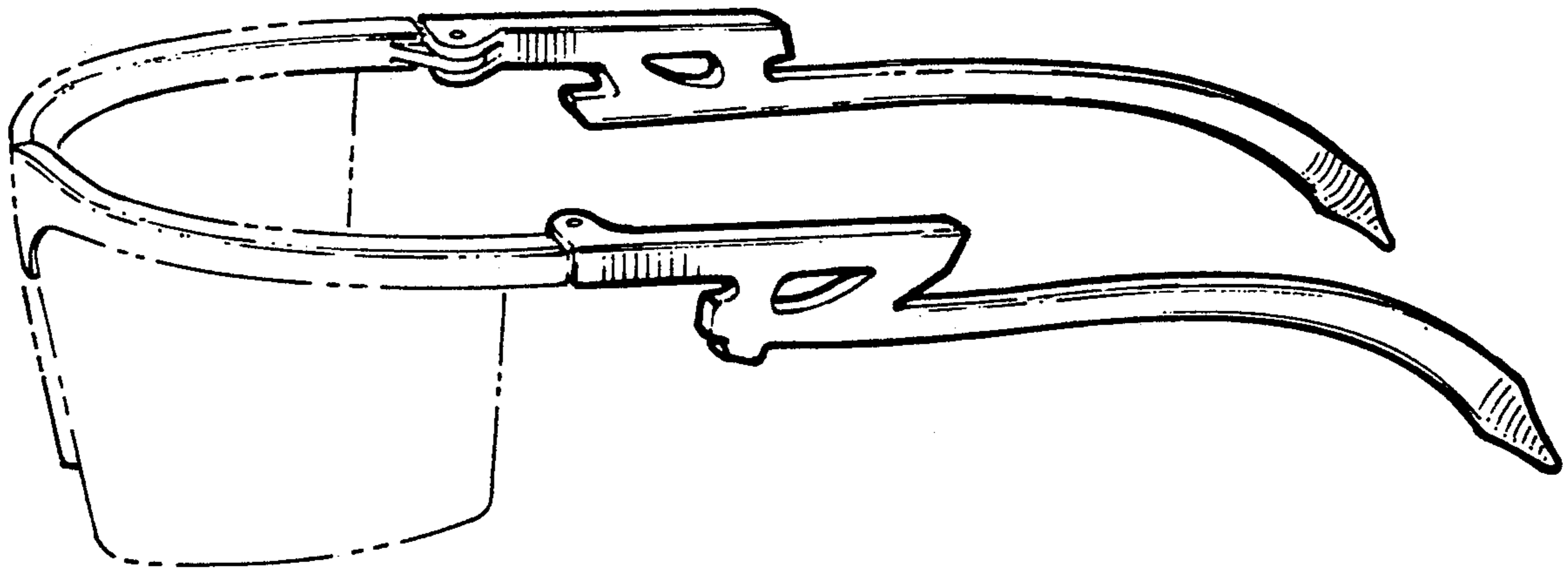
DESCRIPTION

[56] **References Cited**

U.S. PATENT DOCUMENTS

D. 146,004 12/1946 Jacobson D16/127
D. 228,675 10/1973 Shindler D16/118
D. 311,197 10/1990 Jannard D16/112
D. 319,647 9/1991 Wilson D16/102

FIG. 1 is a front perspective view of a sunglasses temple showing my new design; the broken line showing of the rest of the spectacles is for illustrative purposes only and forms no part of the claimed design;
FIG. 2 is a front elevation view thereof;
FIG. 3 is a top plan view thereof;
FIG. 4 is an inverted rear elevational view thereof;
FIG. 5 is a left end elevational view thereof; and,
FIG. 6 is a right end elevational view thereof.



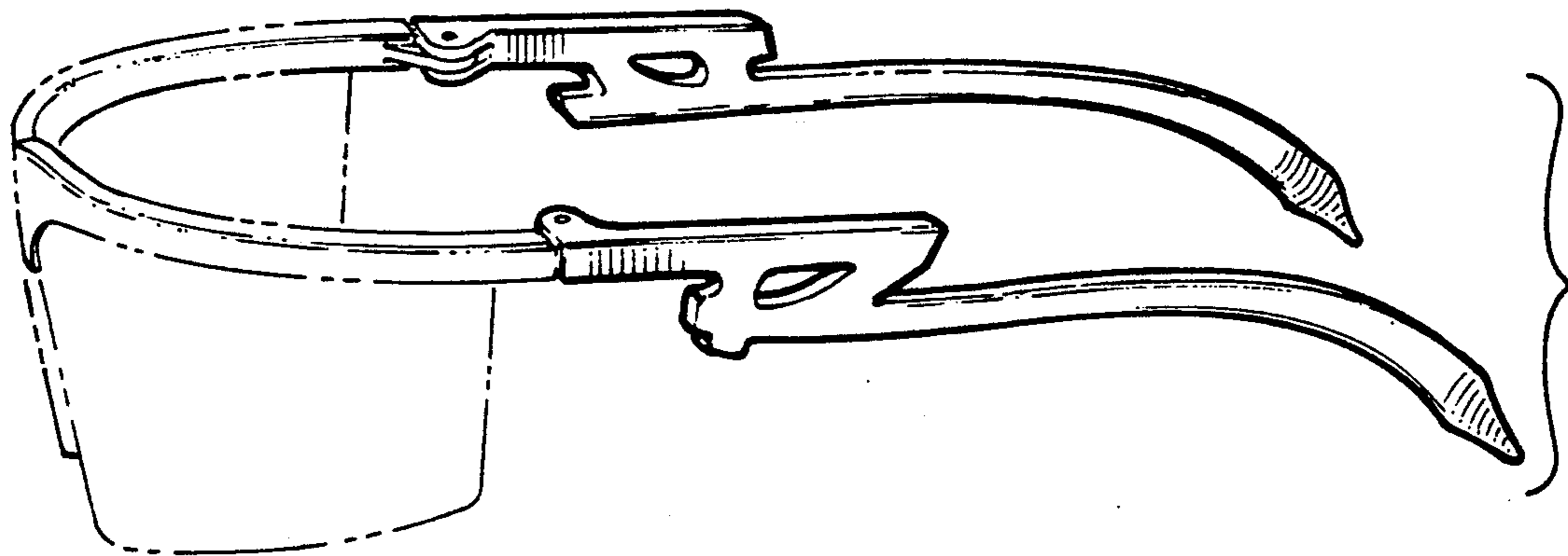


FIGURE 1




FIGURE 2



FIGURE 3

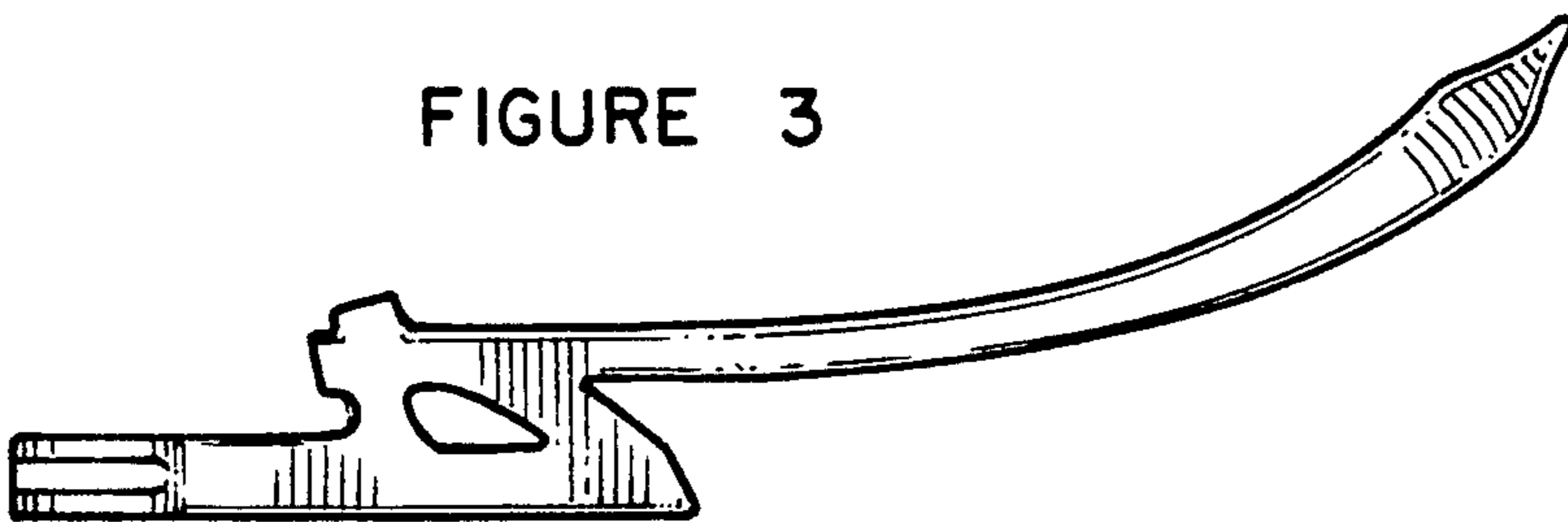


FIGURE 4




FIGURE 5




FIGURE 6