



US00D334583S

# United States Patent [19]

[11] Patent Number: **Des. 334,583**

Payton

[45] Date of Patent: **\*\* Apr. 6, 1993**

[54] **ADJUSTMENT ATTACHMENT FOR SPECTACLE TEMPLES**

3,953,114	4/1976	Bodgood	351/123
4,012,130	3/1977	Guillet	351/123
4,105,304	8/1978	Baker	351/47
4,408,843	10/1983	Bononi	351/122

[76] Inventor: **Thelma M. Payton**, 117 Diplomat Ct, Apt 7, Beech Grove, Ind. 46107

**FOREIGN PATENT DOCUMENTS**

[\*\*] Term: **14 Years**

1489383	7/1967	France	351/57
---------	--------	--------	--------

[21] Appl. No.: **668,448**

**OTHER PUBLICATIONS**

[22] Filed: **Mar. 12, 1991**

Optometric Weekly vol. 57, No. 58, Jul. 15, 1965, p. 35, top left drawing.

[52] U.S. Cl. .... **D16/123**

[58] Field of Search ..... **D16/102, 123, 127, 117; 351/122, 123, 155, 47**

*Primary Examiner*—Bernard Ansher  
*Assistant Examiner*—R. Barkai  
*Attorney, Agent, or Firm*—Terry M. Gernstein

[56] **References Cited**

[57] **CLAIM**

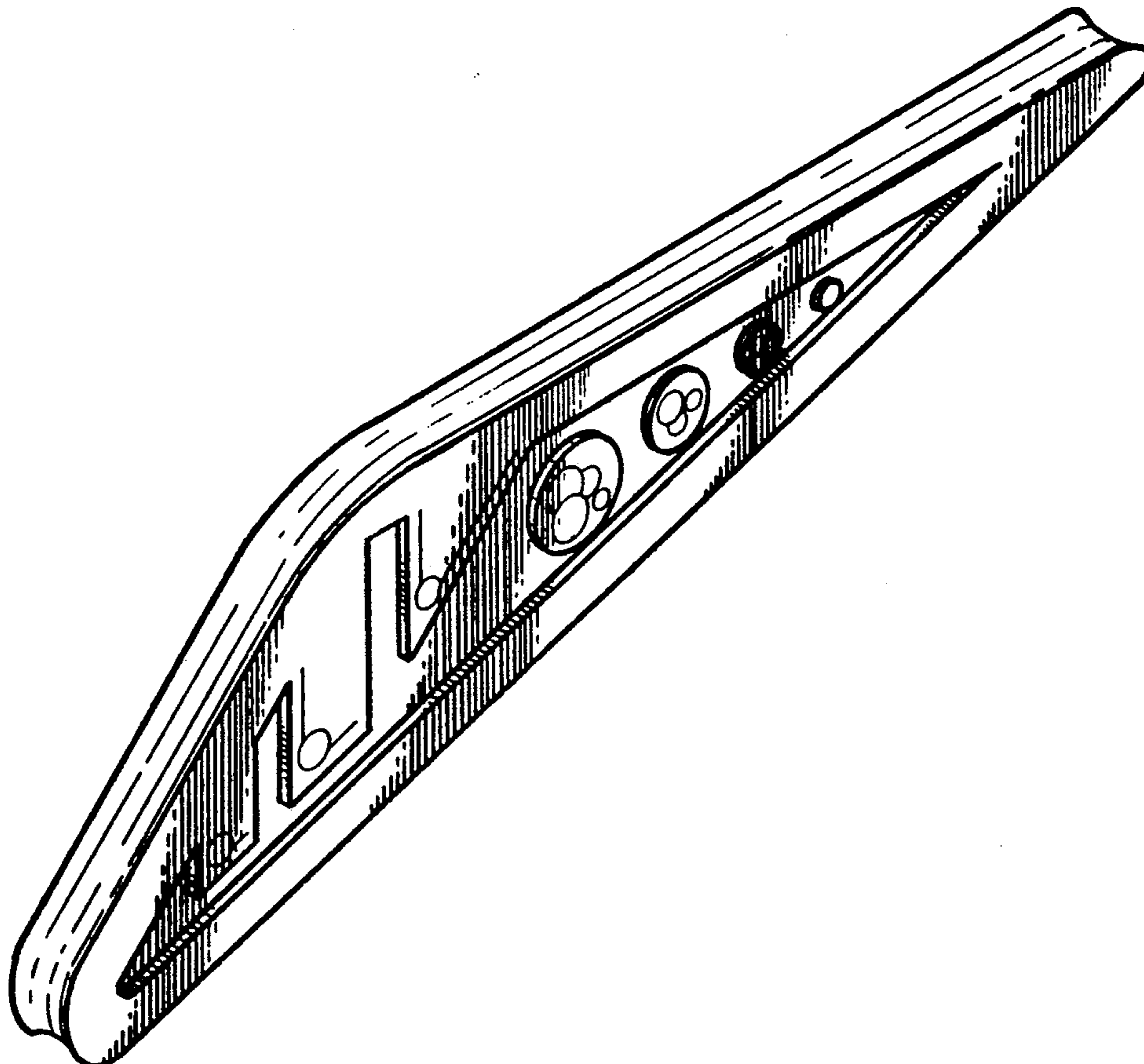
**U.S. PATENT DOCUMENTS**

The ornamental design for an adjustment attachment for spectacle temples, as shown and described.

D. 159,355	7/1950	Lindblom	D6/127
D. 174,726	5/1955	Weissman	D16/127
D. 199,503	11/1964	Davis	D16/127
422,001	2/1890	Wilson	D16/123 X
619,163	2/1899	Gieberich	D16/127 X
1,145,786	7/1915	Murray	351/123
1,621,629	3/1927	Dawson	351/158
2,229,567	1/1941	Hoidgkins	351/123
2,561,402	7/1951	Nelson	D16/127 X
3,006,247	10/1961	Davis	351/123
3,552,839	1/1971	Manning	351/123
3,597,053	8/1971	Mastmann	351/41
3,721,490	3/1973	Prince	351/47

**DESCRIPTION**

FIG. 1 is a perspective view of an adjustment attachment for spectacle temples showing my new design; FIG. 2 is a front elevational view thereof; FIG. 3 is a rear elevational view thereof; FIG. 4 is a right side elevational view thereof; FIG. 5 is a left side elevational view thereof; FIG. 6 is a top plan view thereof; and, FIG. 7 is a bottom plan view thereof.



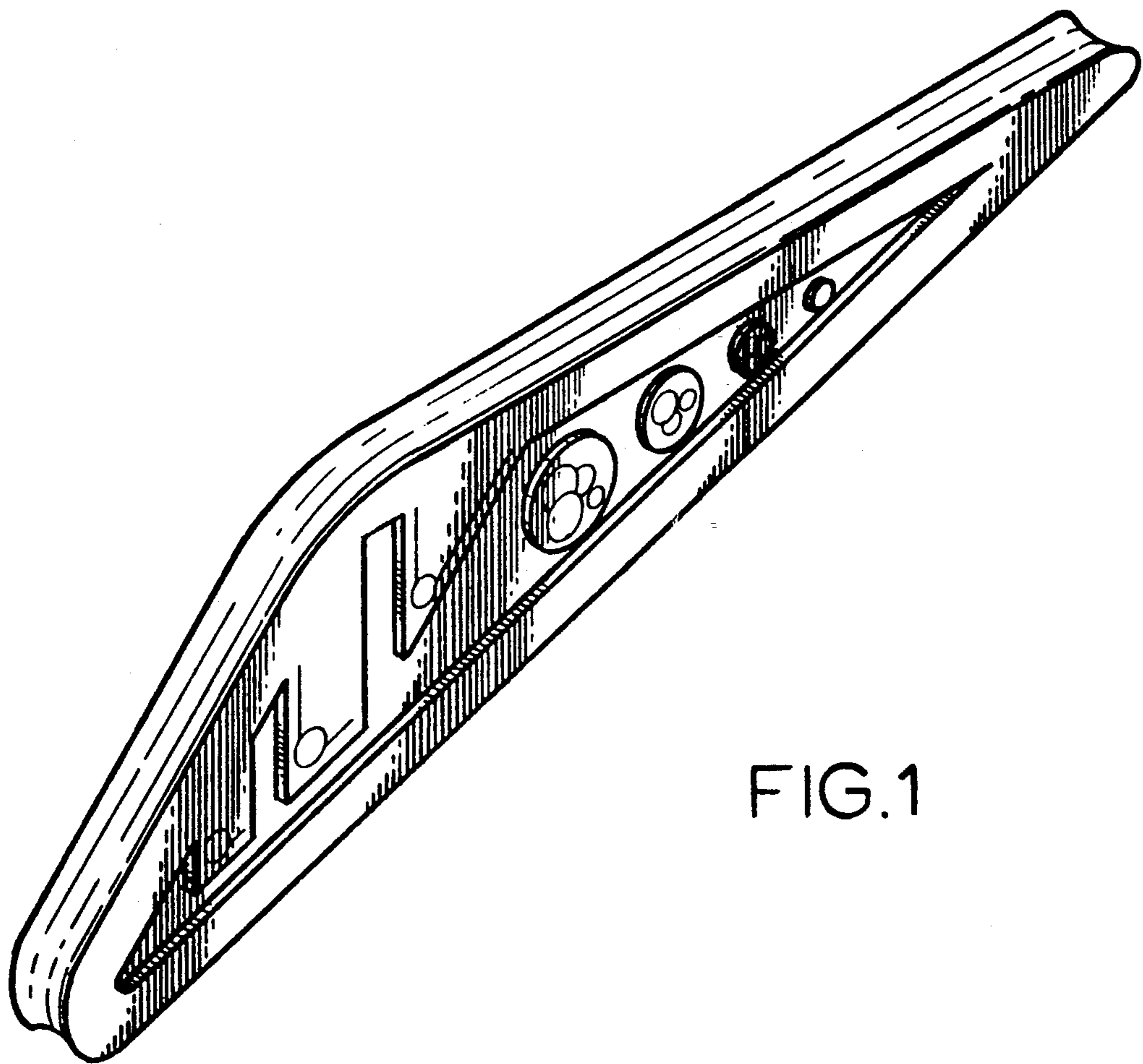


FIG.1



FIG. 2



FIG. 3

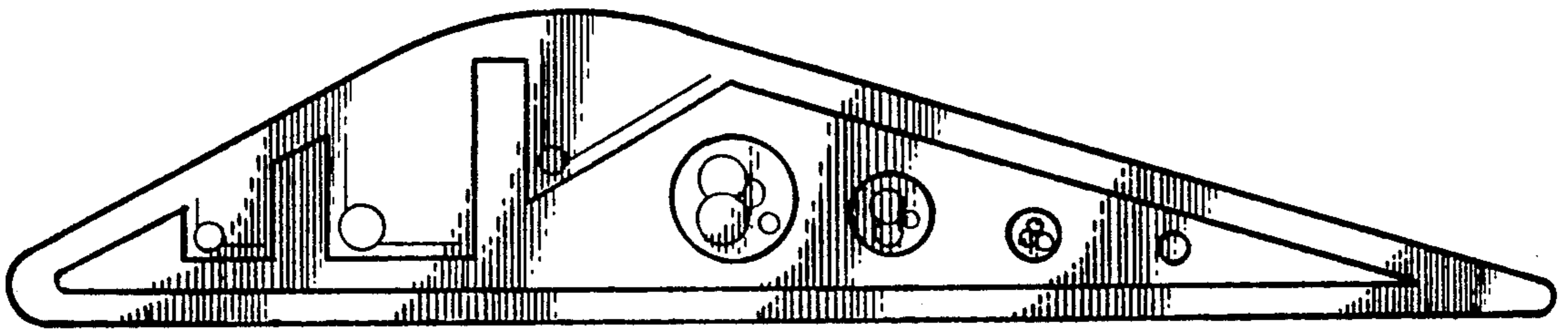


FIG. 4

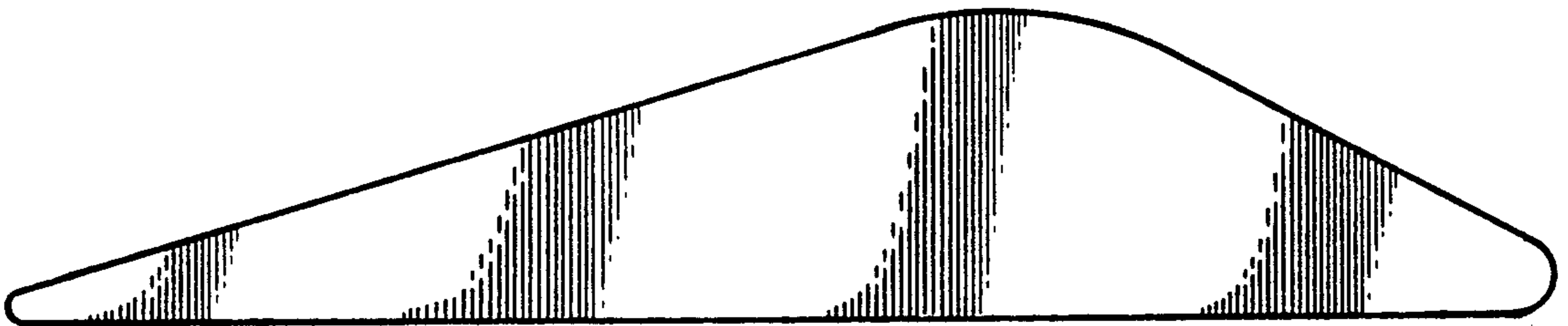


FIG. 5




FIG. 6




FIG. 7