



US00D334544S

United States Patent [19]
Kaneko

[11] **Patent Number: Des. 334,544**
[45] **Date of Patent: ** Apr. 6, 1993**

[54] **WATCH BAND**

[75] **Inventor: Ryoichi Kaneko, Tokyo, Japan**

[73] **Assignee: Seikosha Co., Ltd., Japan**

[**] **Term: 14 Years**

[21] **Appl. No.: 711,437**

[22] **Filed: Jun. 6, 1991**

[52] **U.S. Cl. D11/3**

[58] **Field of Search D11/1-10,
D11/19-25, 93-94; 63/1.1-11; D21/88**

[56] **References Cited**

U.S. PATENT DOCUMENTS

D. 211,538	6/1968	Liem	D11/5
D. 251,831	5/1979	Putnam	D11/5
D. 306,981	4/1990	Bettelini	D11/3
D. 314,527	2/1991	Kaneko	D11/3

OTHER PUBLICATIONS

Hong Kong Enterprise Toys '90, upper left of p. 451.

Primary Examiner—A. Hugo Word

Assistant Examiner—R. Seifert

Attorney, Agent, or Firm—Bruce L. Adams; Van C. Wilks

[57] **CLAIM**

The ornamental design for a watch band, as shown and described.

DESCRIPTION

FIG. 1 is a front elevational view of a watch band showing my new design;

FIG. 2 is a rear elevational view;

FIG. 3 is a left side elevational view;

FIG. 4 is a right side elevational view;

FIG. 5 is a top plan view of the upper part;

FIG. 6 is a bottom plan view of the upper part;

FIG. 7 is a top plan of the lower part; and,

FIG. 8 is a bottom plan view of the lower part.

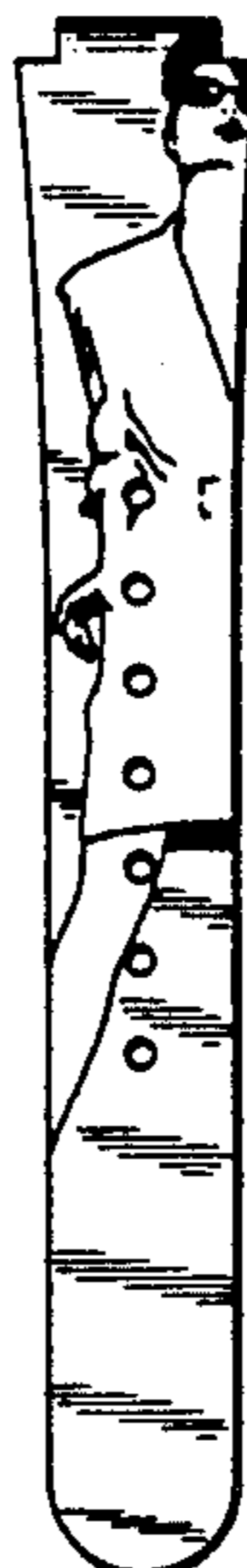



FIG. 3 *FIG. 1* *FIG. 2* *FIG. 4*


FIG. 5



FIG. 6


FIG. 7


FIG. 8

