



US00D334534S

# United States Patent [19]

[11] Patent Number: **Des. 334,534**

Friz et al.

[45] Date of Patent: **\*\* Apr. 6, 1993**

[54] **TOOL CASE**

4,418,593	12/1983	Frydel	82/158
4,768,652	9/1988	Fallon	206/379 X
4,934,530	6/1990	Riess	312/902 X
5,069,342	12/1991	Dickinson	206/372

[75] Inventors: **Albrecht Friz, Giengen; Willi Platte, Attendorn; Hans Bauer, Thyrnau**, all of Fed. Rep. of Germany

*Primary Examiner*—Bernard Ansher  
*Assistant Examiner*—Prabhakar Deshmukh  
*Attorney, Agent, or Firm*—Herbert Dubno; Ronald Lianides

[73] Assignee: **Firma Georg Knoblauch, Giegen/Brenz, Fed. Rep. of Germany**

[\*\*] Term: **14 Years**

[57] **CLAIM**

[21] Appl. No.: **674,715**

The ornamental design for a tool case, as shown and described.

[22] Filed: **Mar. 22, 1991**

**DESCRIPTION**

[30] **Foreign Application Priority Data**

Sep. 24, 1990 [DE] Fed. Rep. of Germany ..... 9006365

[52] U.S. Cl. .... **D9/415; D3/105**

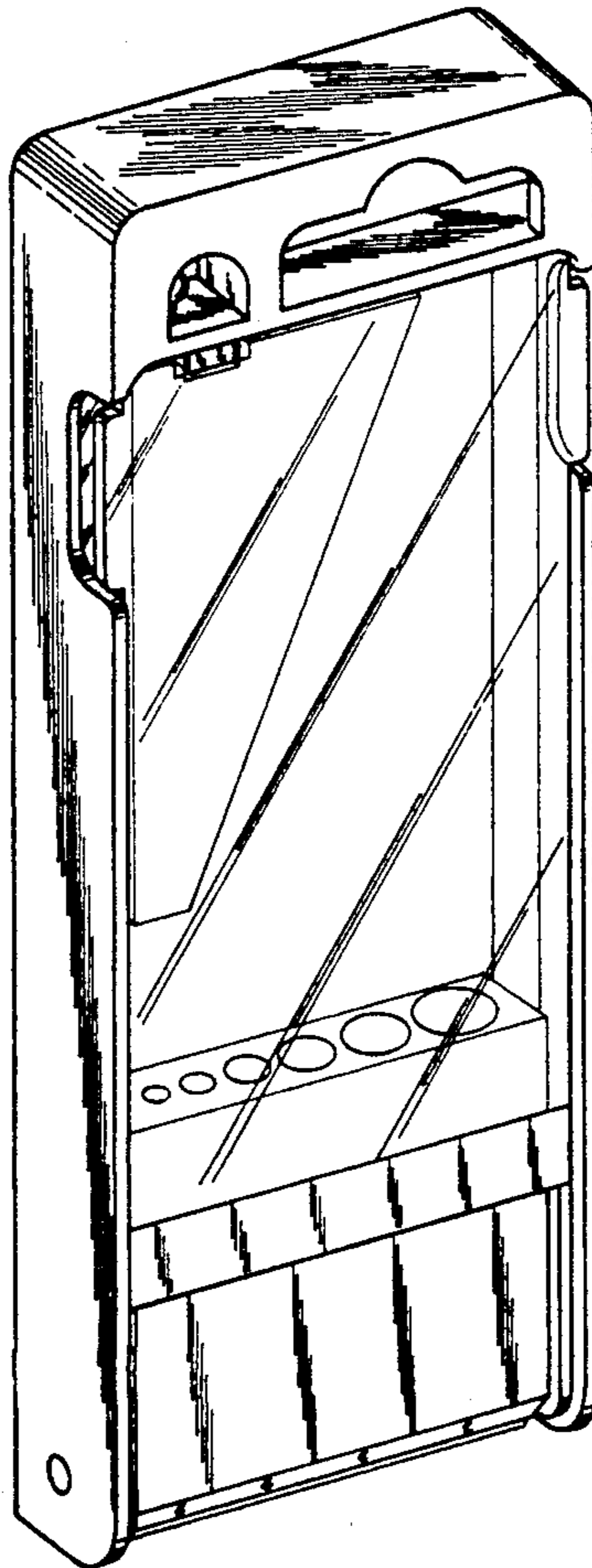
[58] Field of Search ..... **D9/415, 418, 414, 341, D9/337; D3/105; D8/71, 353, 354; D6/400, 574; 312/128, DIG. 33, 902; 82/158, 159; 206/206, 207, 349, 372-379**

FIG. 1 is a perspective view of a tool case showing our new design;  
FIG. 2 is a right side elevational view thereof; the left side elevational view being a mirror image thereof;  
FIG. 3 is a rear elevational view thereof;  
FIG. 4 is a bottom plan view thereof;  
FIG. 5 is a front elevational view of a second embodiment of FIG. 1;  
FIG. 6 is a rear elevational view thereof;  
FIG. 7 is a top plan view thereof; and,  
FIG. 8 is a bottom plan view thereof.  
The left and right side elevational views of FIG. 5 embodiment are identical to as shown in FIG. 2.

[56] **References Cited**

**U.S. PATENT DOCUMENTS**

D. 272,201	1/1984	Garcia	D3/105
D. 315,302	3/1991	Kistler	D9/415
D. 320,730	10/1991	Ediger et al.	D8/71



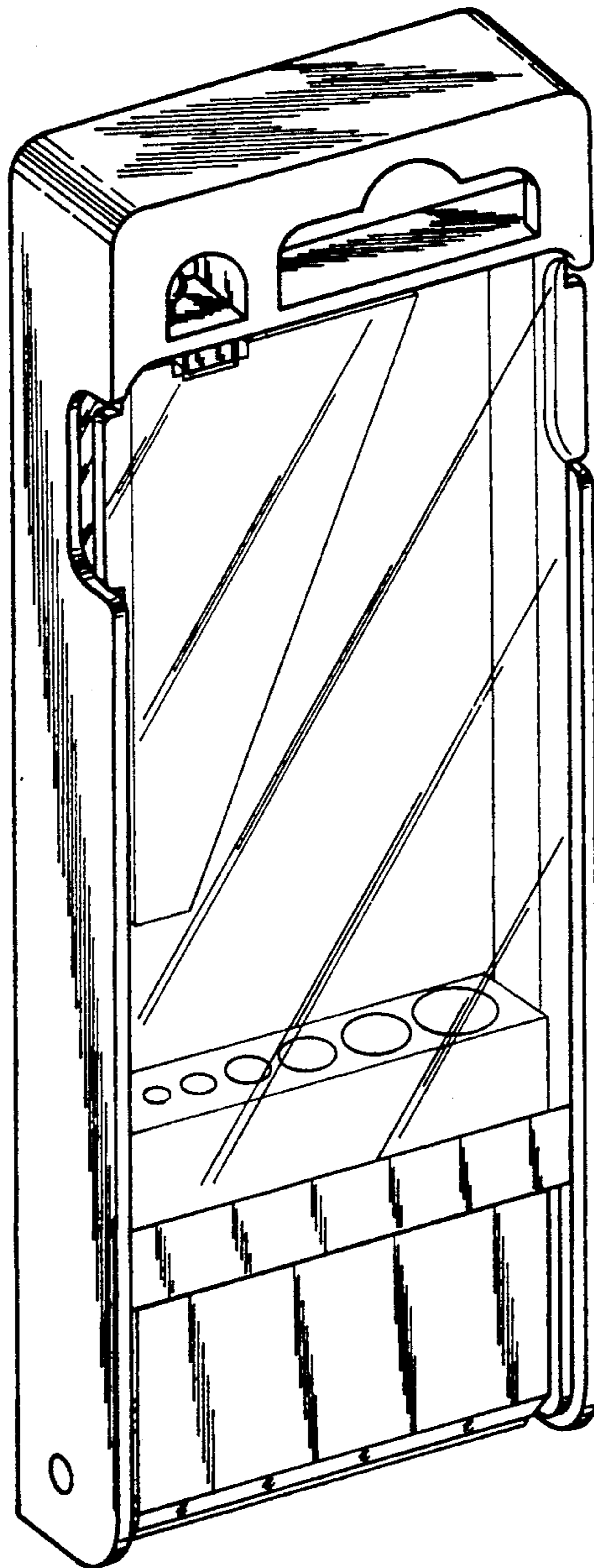


FIG. 1




FIG. 2

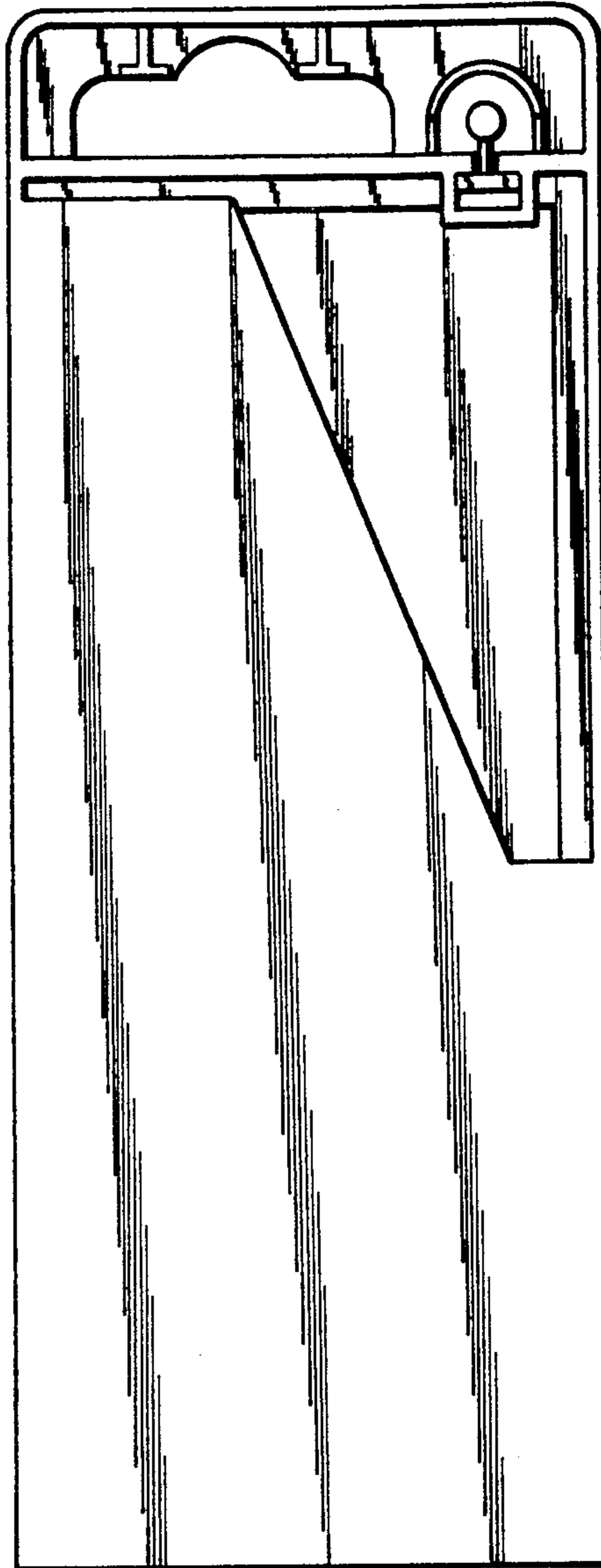


FIG. 3




FIG. 4

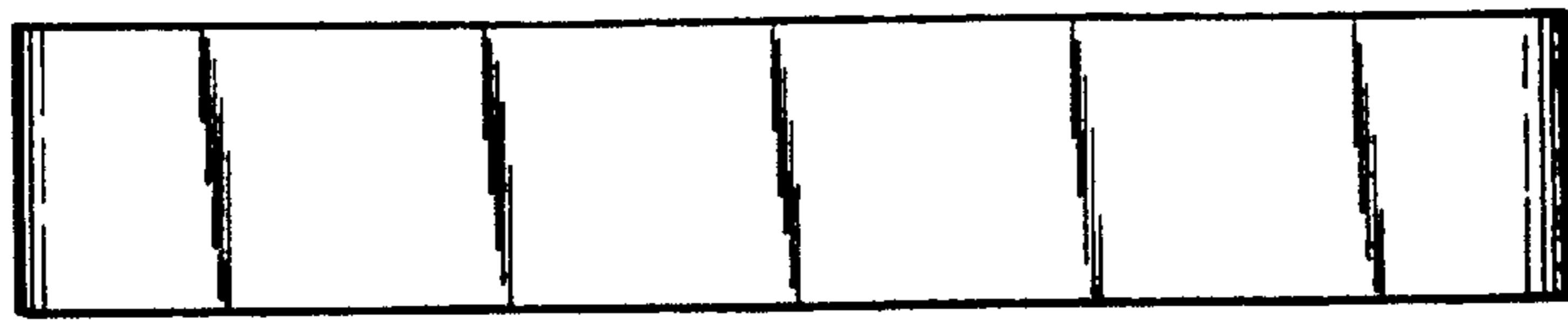


FIG. 7

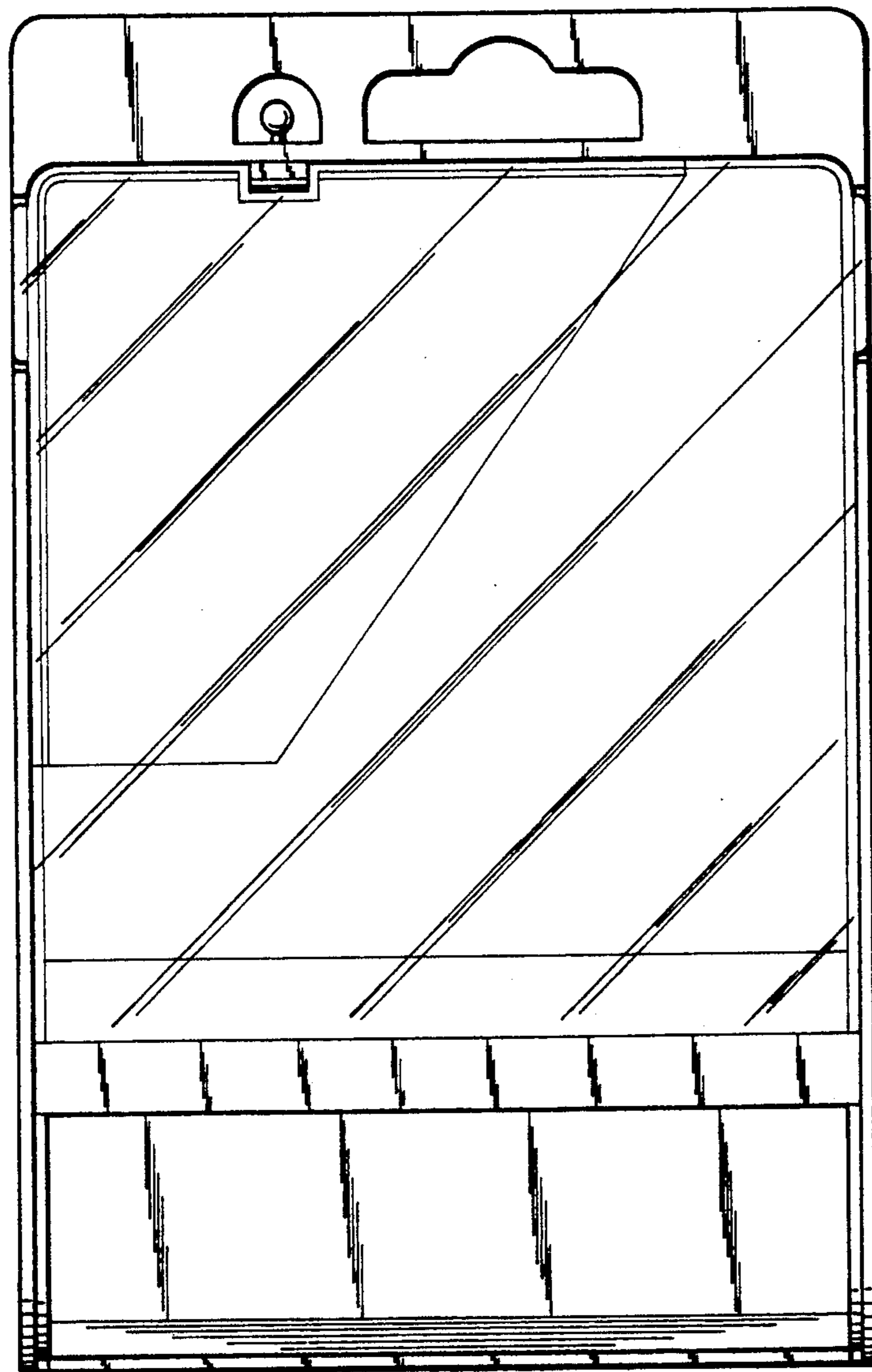


FIG. 5




FIG. 8



FIG. 6