



US00D334526S

# United States Patent [19]

Adams

[11] Patent Number: **Des. 334,526**

[45] Date of Patent: **\*\* Apr. 6, 1993**

[54] **FIREPLACE TOOL HANDLE**

[76] Inventor: **John S. Adams**, 1566 Rockdale Rd.,  
Dubuque, Iowa 52001

[\*\*] Term: **14 Years**

[21] Appl. No.: **583,363**

[22] Filed: **Sep. 17, 1990**

[52] U.S. Cl. .... **D8/307**

[58] Field of Search ..... **D23/403; D8/307; D3/12,**  
**D3/17, 7; 16/110 R, 110 A, 114 R, 114 A, 116**  
**R, 121; 294/9, 12, 14, 57, 10**

[56] **References Cited**

**U.S. PATENT DOCUMENTS**

D. 286,502 11/1986 Adams ..... **D8/307**

**FOREIGN PATENT DOCUMENTS**

5148 of 1890 United Kingdom ..... **294/10**

**OTHER PUBLICATIONS**

Virginia Metalcrafters Catalog, pp. 44 & 45, Andirons  
No. 1014, 1010, 1003 & 1017.

Centre Brass Works Inc. Catalog No. 41, p. 19, Solid  
Cast Brass Handles No. 1482, bottom center of page.

*Primary Examiner*—James M. Gandy

*Attorney, Agent, or Firm*—Zarley, McKee, Thomte,  
Voorhees & Sease

[57] **CLAIM**

The ornamental design for a fireplace tool handle, as  
shown.


**DESCRIPTION**

FIG. 1 is a perspective view of a fireplace tool handle  
showing my design;

FIG. 2 is a typical side elevational view thereof;

FIG. 3 is a top plan view thereof; and,

FIG. 4 is a bottom plan view thereof.






Fig. 1




Fig. 2




Fig. 3

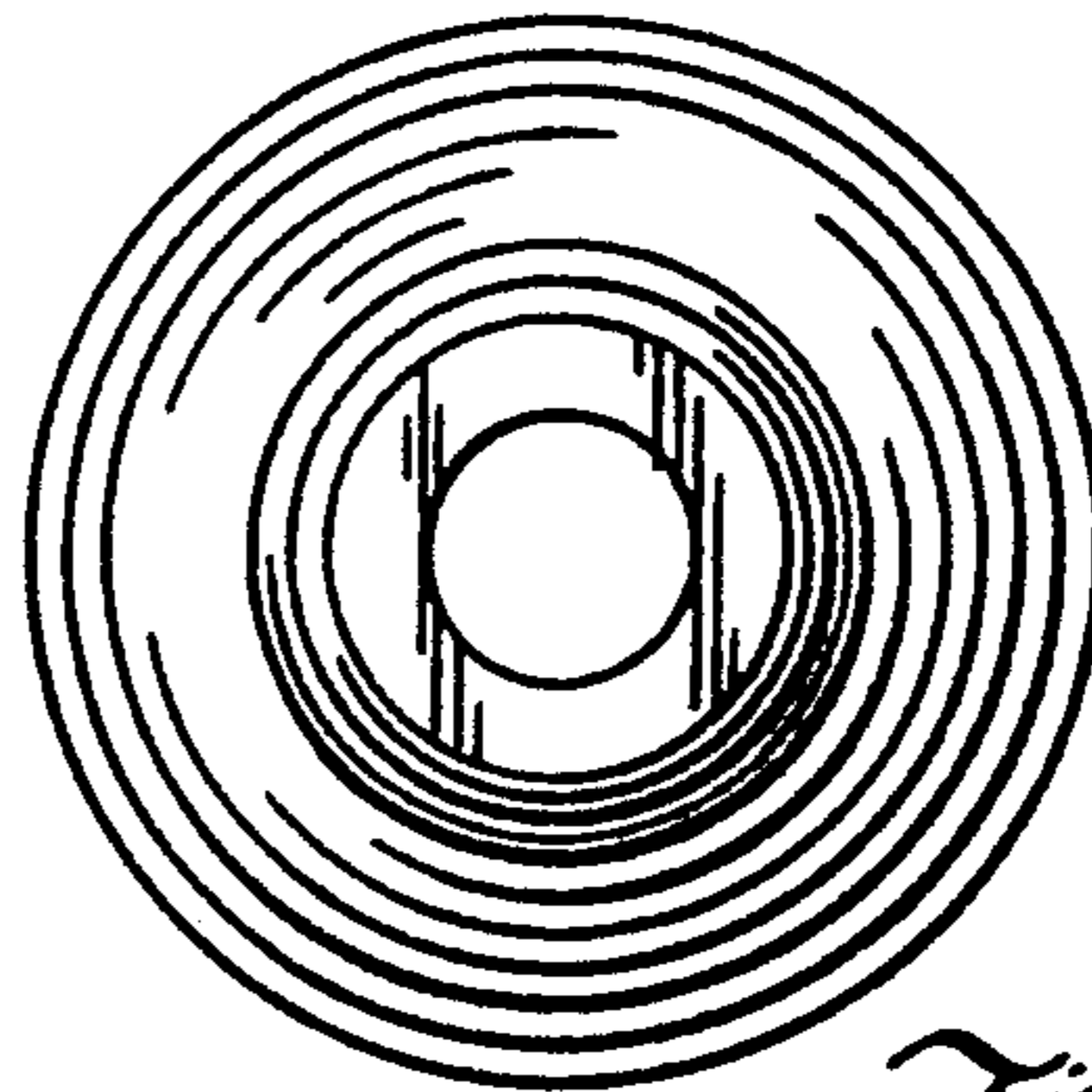


Fig. 4