



US00D334525S

# United States Patent [19]

Adams

[11] Patent Number: **Des. 334,525**

[45] Date of Patent: **\*\* Apr. 6, 1993**

[54] **HANDLE FOR A FIREPLACE TOOL**

[76] Inventor: **John S. Adams**, 1566 Rockdale Rd., Dubuque, Iowa 52001

[\*\*] Term: **14 Years**

[21] Appl. No.: **582,541**

[22] Filed: **Sep. 14, 1990**

[52] U.S. Cl. .... **D8/107**

[58] Field of Search ..... **D8/14, 107, 303, 305, D8/DIG. 4, DIG. 7; D28/87; D23/403; D26/153, 154; D7/395, 649, 653; 81/489; 16/110 R; 294/9, 10, 11, 12, 13, 14, 19 R**

[56] **References Cited**

**U.S. PATENT DOCUMENTS**

D. 154,852	8/1949	Hirsch et al. ....	D7/649
D. 286,476	11/1986	Adams .....	D23/403
3,042,438	7/1962	Turner .....	294/26

**OTHER PUBLICATIONS**

The Chicago Screw Co. publication, 1948, p. 14, Brass Finials.

Best Catalog., 1986-1987, p. 250.

Evans Catalog, 1988-1989, pp. 234, 235.

*Primary Examiner*—Bernard Ansher

*Assistant Examiner*—P. Hyder

*Attorney, Agent, or Firm*—Zarley, McKee, Thomte, Voorhees & Sease

[57] **CLAIM**

The ornamental design for a handle for a fireplace tool, as shown.


**DESCRIPTION**

FIG. 1 is a perspective view of a handle for a fireplace tool showing my new design;

FIG. 2 is a side elevation view thereof;

FIG. 3 is a top plan view thereof; and,

FIG. 4 is a bottom plan view thereof.






Fig. 1




Fig. 2




Fig. 3

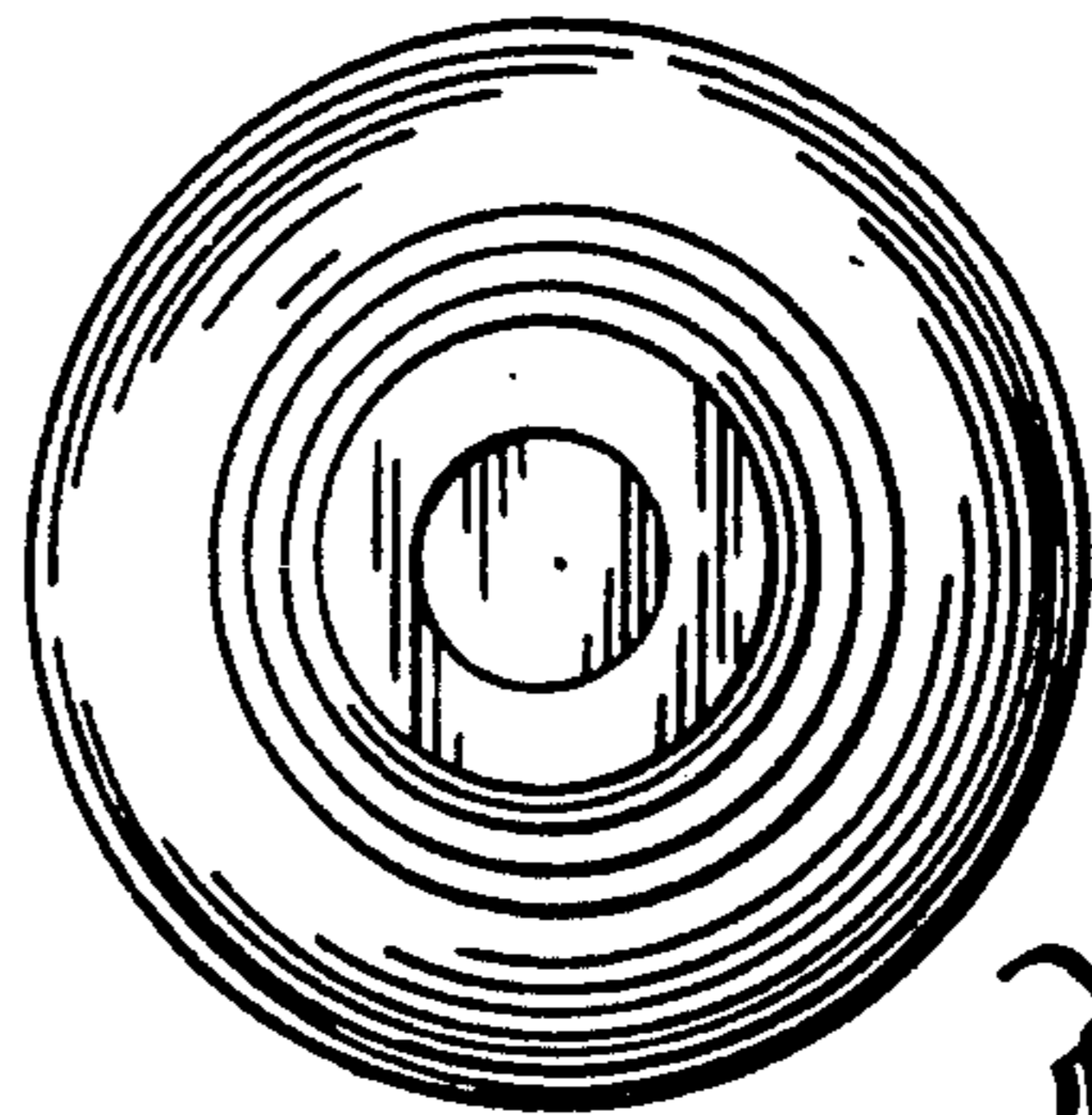


Fig. 4