



US00D334515S

United States Patent [19]

Libra et al.

[11] Patent Number: **Des. 334,515**

[45] Date of Patent: **** Apr. 6, 1993**

[54] SNOW SCOOP

[76] Inventors: **Dean L. Libra**, RR 3, Box 124, Canton, S. Dak. 57103; **Michael A. Knopf**, 801 Executive Dr., Crooks, S. Dak. 57020

[**] Term: **14 Years**

[21] Appl. No.: **654,913**

[22] Filed: **Feb. 13, 1991**

[52] U.S. Cl. **D3/10; D32/16**

[58] Field of Search **D8/10; 254/55, 54.5; D32/162; 37/265**

4,245,411 1/1981 McMath 294/55 X

FOREIGN PATENT DOCUMENTS

38012 2/1986 Japan 294/54.5

OTHER PUBLICATIONS

Comfortably Yours Catalogue, Mar. 3, 1985, p. 13, shovel, item A at bottom of page.

Primary Examiner—Wallace R. Burke

Assistant Examiner—H. Baynham

[57] CLAIM

The ornamental design for snow scoop, as shown.

DESCRIPTION

FIG. 1 is a perspective view of a snow scoop showing our new design;

FIG. 2 is a front elevational view thereof at a reduced scale;

FIG. 3 is a right side elevational view thereof with the opposite side being a mirror image thereof;


FIG. 4 is a rear elevational view thereof; and,

FIG. 5 is a top plan view thereof.

[56] References Cited

U.S. PATENT DOCUMENTS

D. 178,868	10/1956	Cook	D8/10
D. 271,369	11/1983	Gesner	D8/10
969,307	9/1910	Sumerlin	294/54.5 X
3,024,547	3/1962	Harrison	D8/10
3,380,772	4/1968	Lissakers	294/55 X
3,475,838	11/1969	Hagen et al.	294/54.5 X
3,583,746	6/1971	Lissakers	D8/10



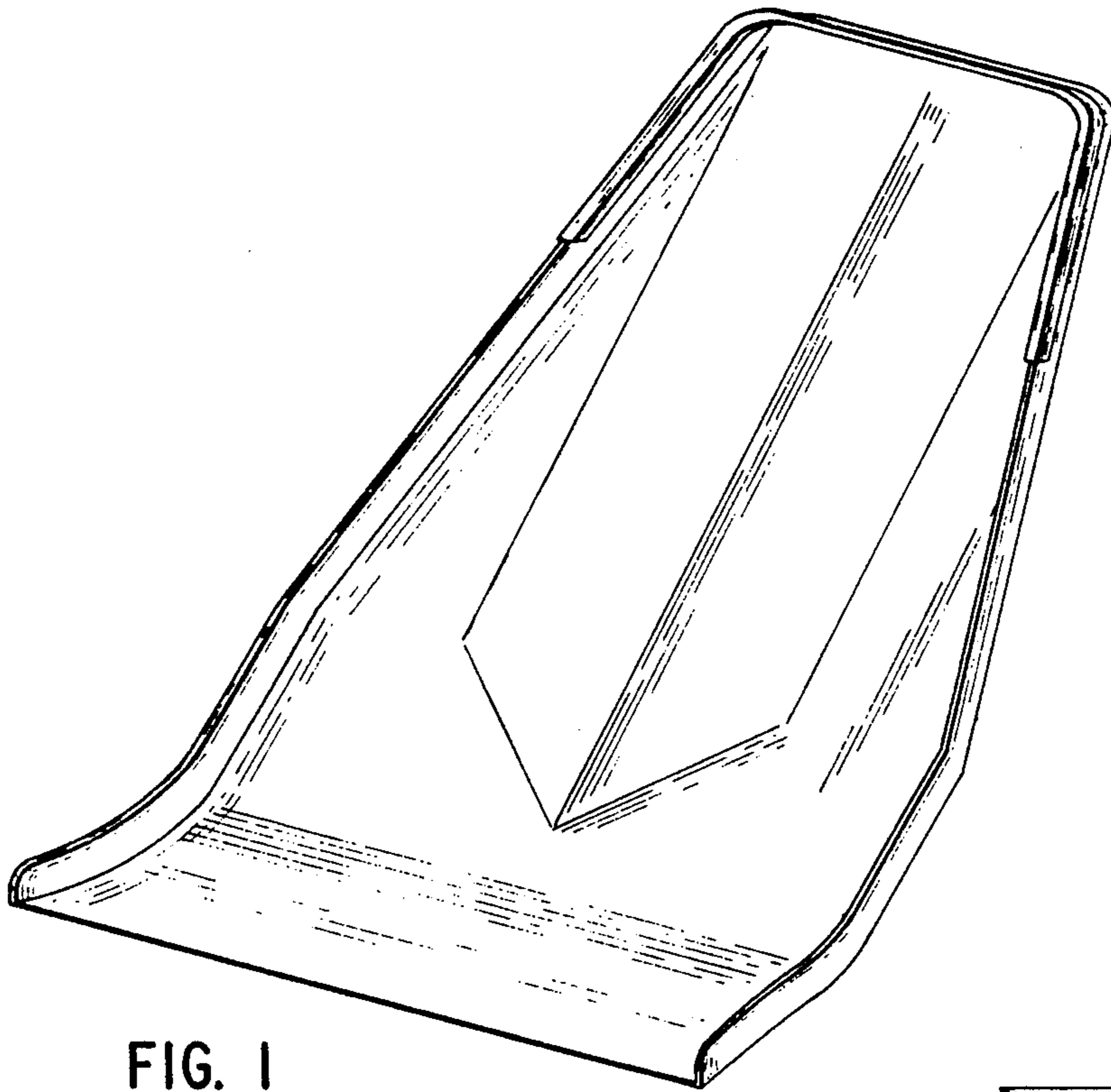


FIG. 1




FIG. 5

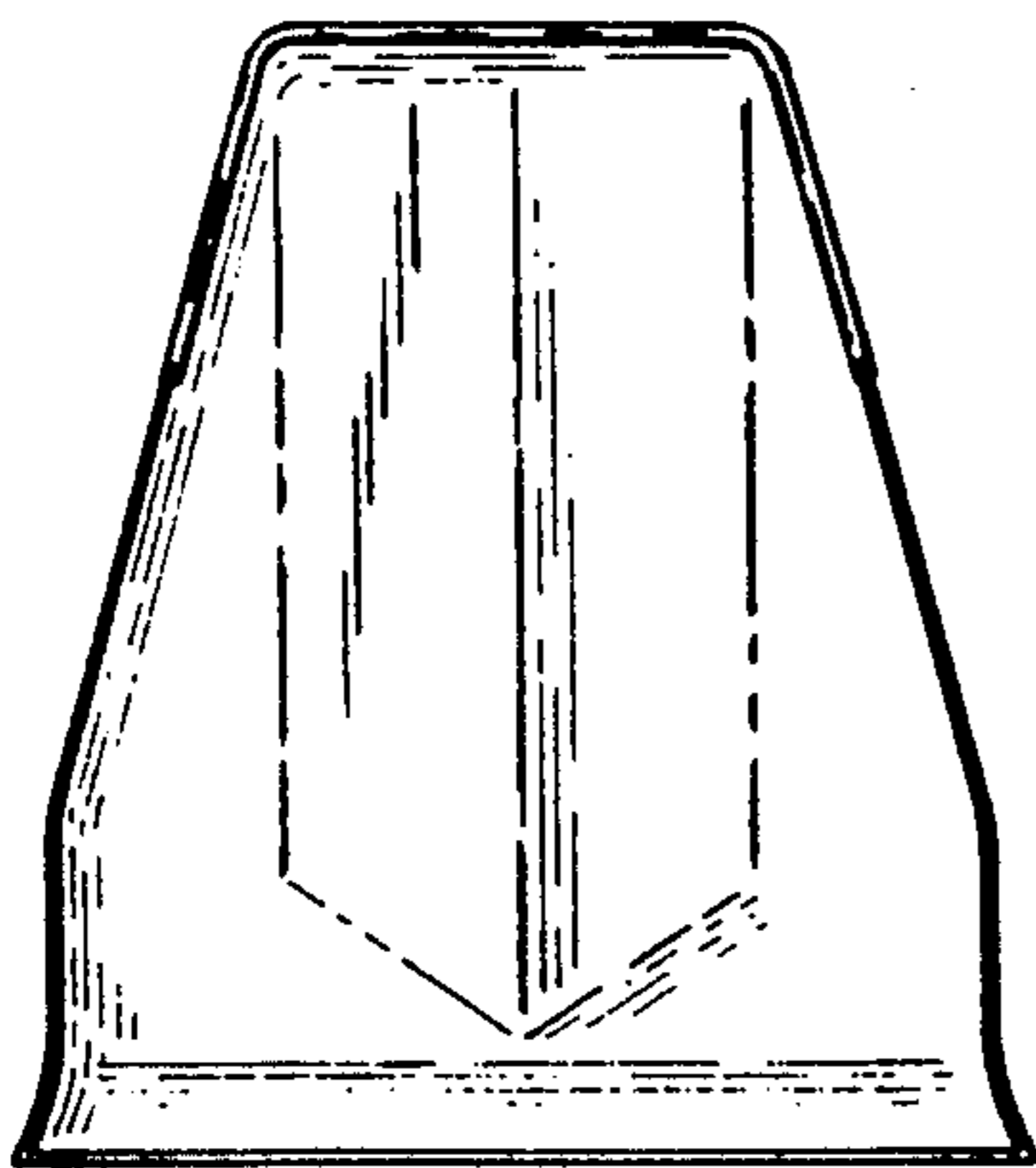


FIG. 2




FIG. 3

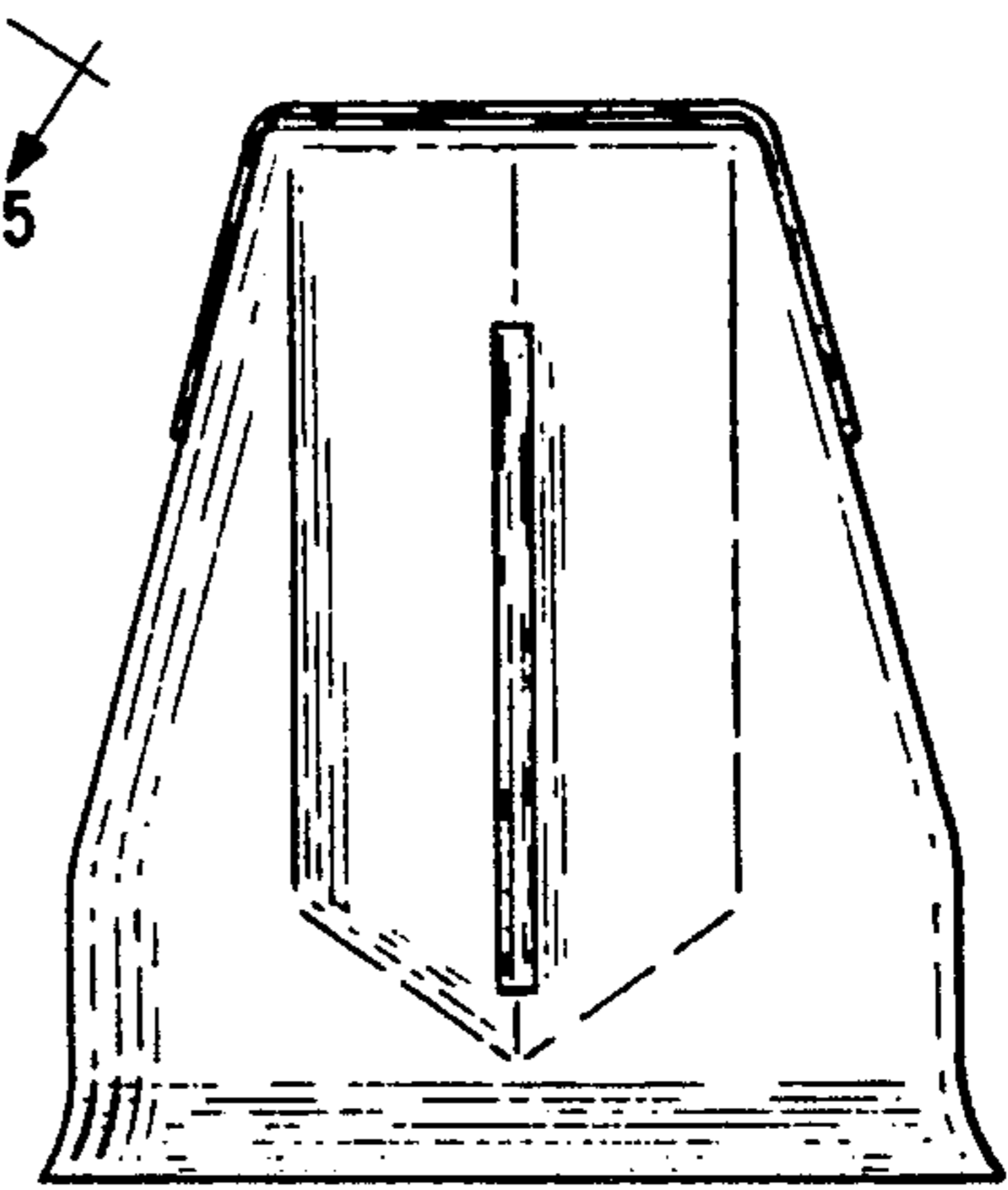


FIG. 4