



US00D334490S

United States Patent [19]
Johnson

[11] **Patent Number: Des. 334,490**
[45] **Date of Patent: ** Apr. 6, 1993**

[54] **COMBINED FOLDABLE AND PORTABLE WORKSTATION**

D. 300,486 4/1989 Kaplan et al. D6/430
D. 303,881 10/1989 Markus D6/421

[76] **Inventor: Margaret A. Johnson, 6136 E. 97 S. St., Tulsa, Okla. 74137**

[**] **Term: 14 Years**

[21] **Appl. No.: 657,558**

[22] **Filed: Feb. 19, 1991**

[52] **U.S. Cl. D6/430; D6/397; D6/421; D6/423; D6/425**

[58] **Field of Search D5/421-428, D5/429-431; 312/194-196; 160/135**

[56] **References Cited**

U.S. PATENT DOCUMENTS

D. 236,783	9/1975	Muempfer	D6/429
D. 238,026	12/1975	Lorge	D6/429 X
D. 248,437	7/1978	Robinson	D6/421
D. 262,763	1/1982	Lerner et al.	D6/421
D. 266,714	11/1972	Crespi	D6/425
D. 281,382	11/1985	Bryne et al.	D6/429
D. 292,051	9/1987	Martin	D6/421

OTHER PUBLICATIONS

The Office Sep. 1980, p. 121; Data Environments on page.
GF Furniture Systems ©1984; "Administrative Station" on page.
GF Furniture Systems ©1984; *Electronic Support Station* on page.


Primary Examiner—Carmen H. Vales-Lado

[57] **CLAIM**

The ornamental design for a combined foldable and portable workstation, as shown and described.

DESCRIPTION

FIG. 1 is a perspective view of a combined foldable and portable workstation showing my new design; FIG. 2 is a right side elevational view thereof; FIG. 3 is a left side elevational view thereof; FIG. 4 is a top plan view thereof; FIG. 5 is a perspective view in folded condition; and, FIG. 6 is a top plan view thereof.






Fig. 1

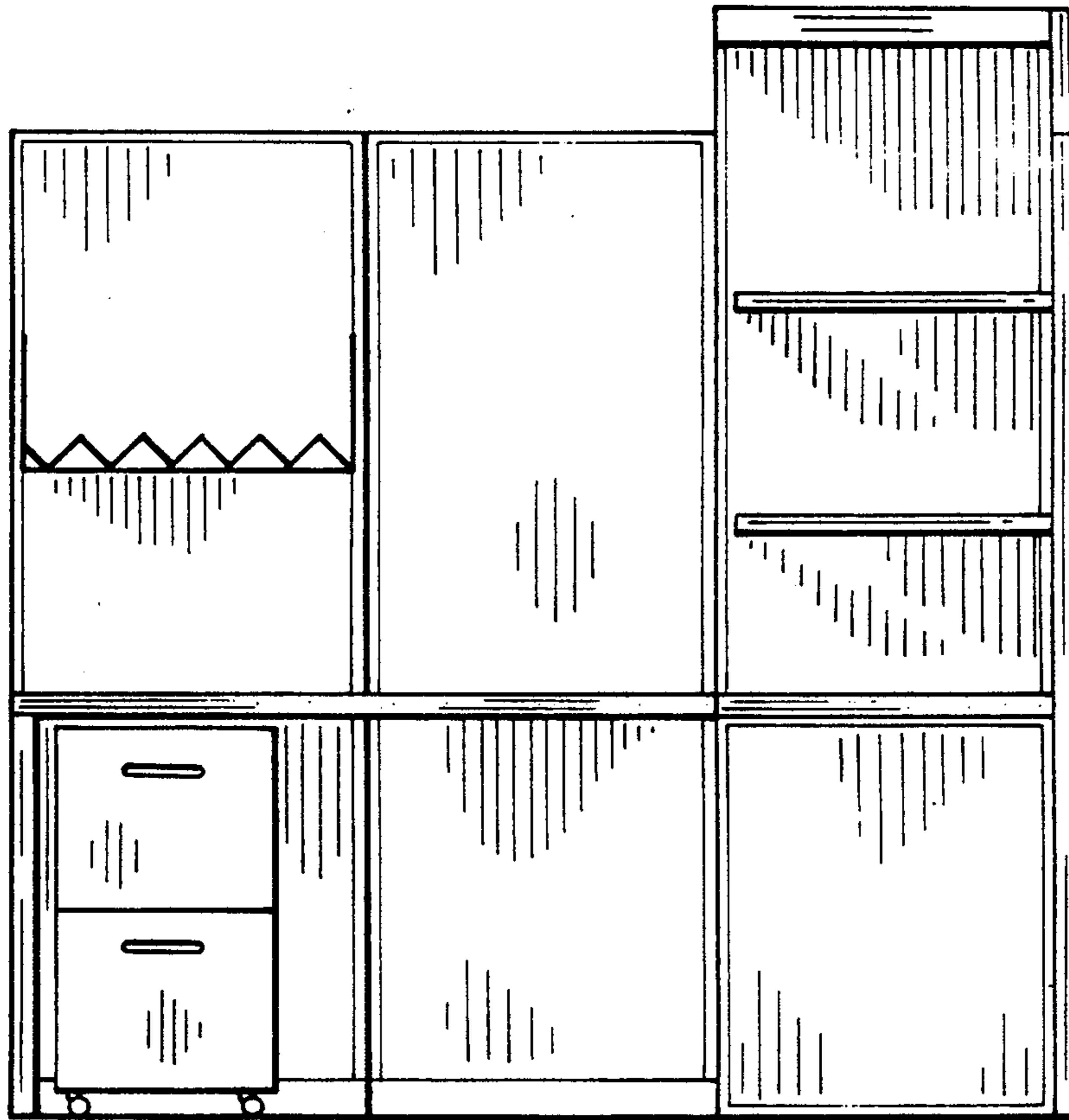


Fig. 2

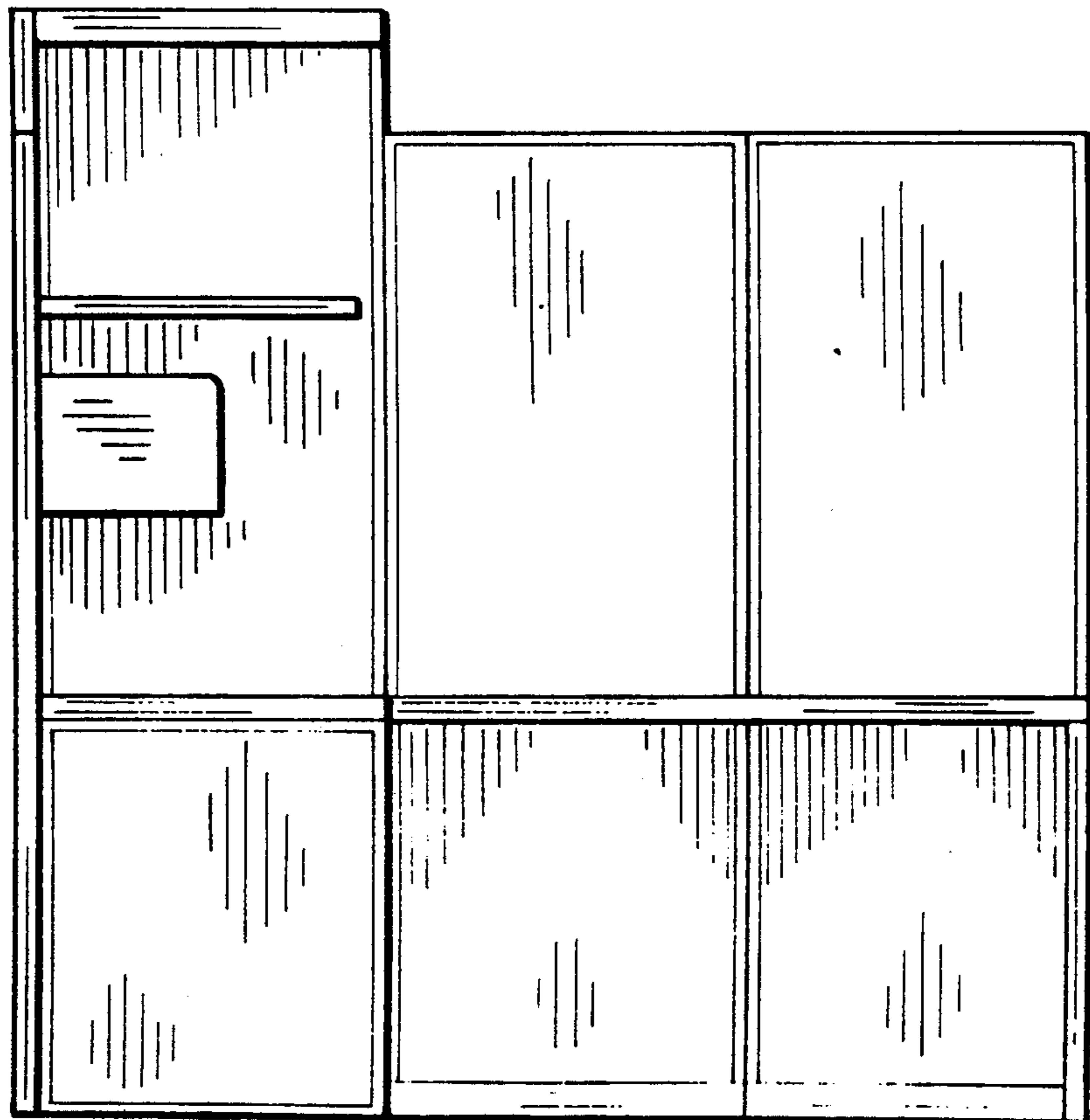


Fig. 3

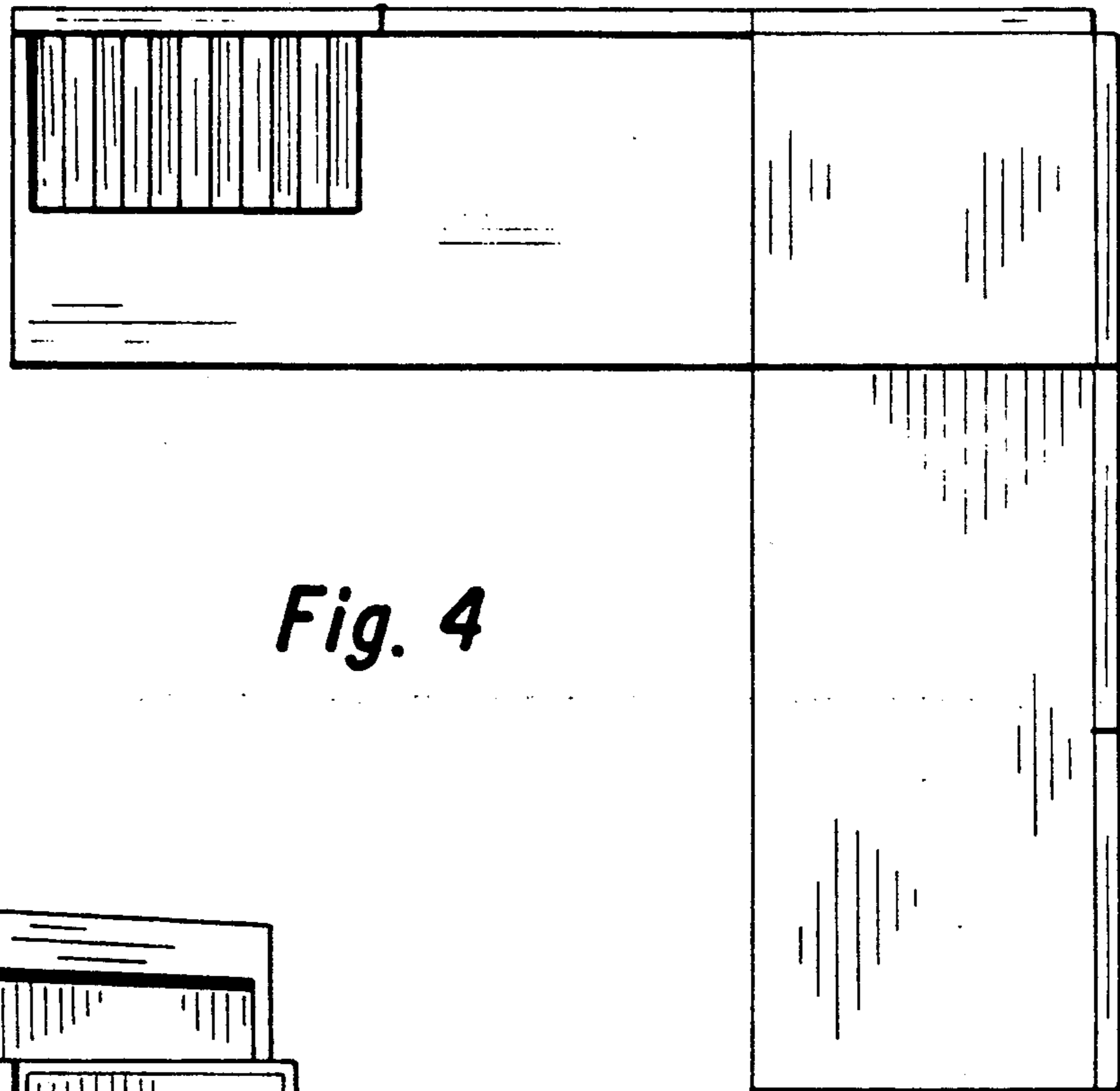


Fig. 4




Fig. 5

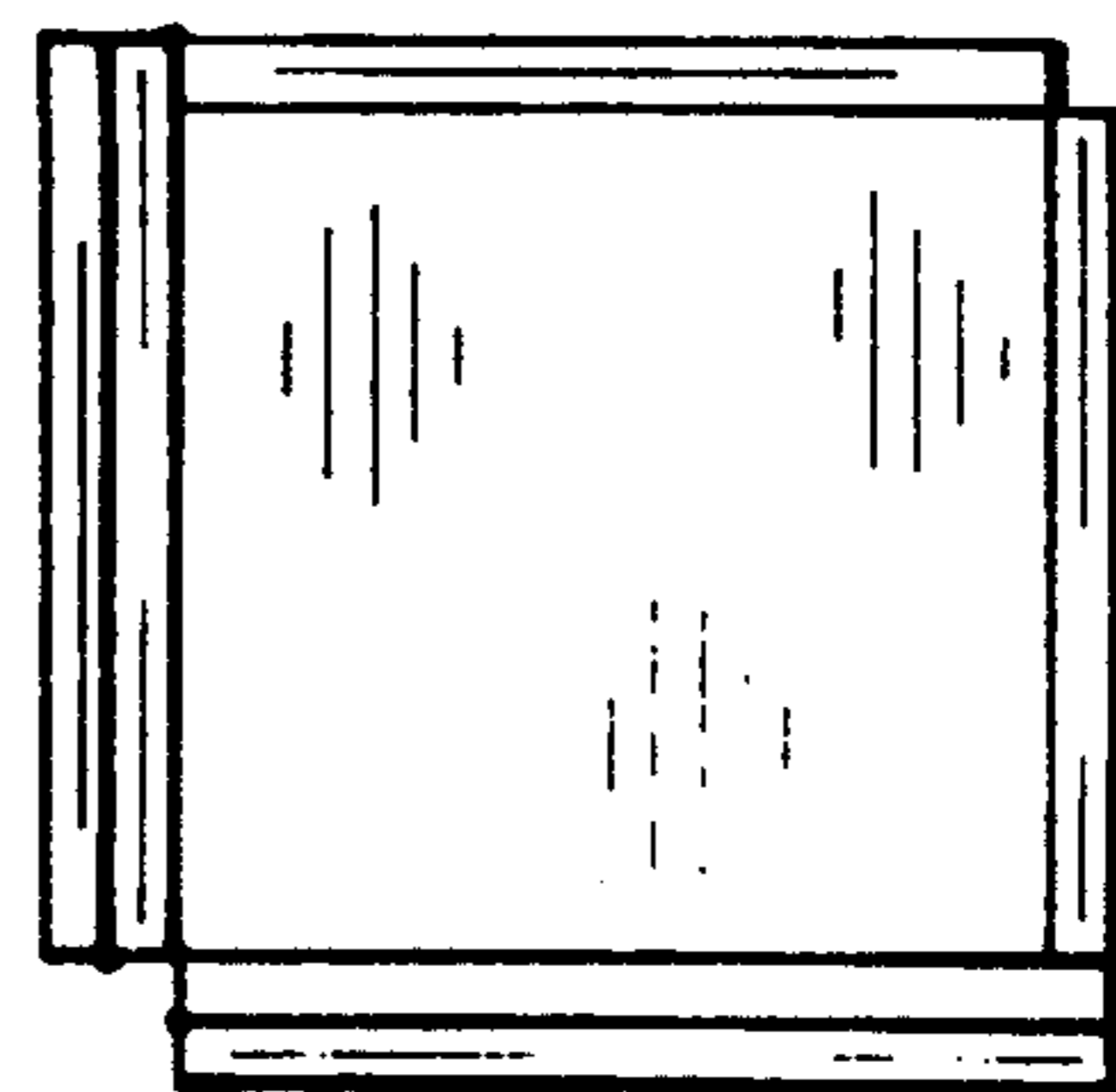


Fig. 6