



US00D334471S

United States Patent [19]

[11] Patent Number: **Des. 334,471**

Yerby et al.

[45] Date of Patent: **** Apr. 6, 1993**

[54] WAIST POUCH

[75] Inventors: **Victor L. Yerby, Malibu; Richard J. Walter, Westlake Village; Gerald J. Jacob, Agoura, all of Calif.**

[73] Assignee: **Sunburst Products, Inc., Camarillo, Calif.**

[**] Term: **14 Years**

[21] Appl. No.: **578,846**

[22] Filed: **Sep. 5, 1990**

[52] U.S. Cl. **D3/106**

[58] Field of Search **D3/106, 36, 100, 71; D2/630; 150/131-133; 224/252, 911, 253, 191, 901, 250, 224, 222, 267; 2/238**

[56] References Cited

U.S. PATENT DOCUMENTS

D. 261,196	10/1981	Griffin	D2/630 X
D. 291,942	9/1987	Green	D2/630 X
D. 293,387	12/1987	Wagner, III	D2/630
D. 313,699	1/1991	Remington	D3/100
2,383,748	8/1945	Sherman	224/227

OTHER PUBLICATIONS

Travelwane, Sep. 1989, p. 28, "Eastpak."
Travelware, Mar. 1988 p. 14, Undercover Passport-Money Case.
Travelware, Jul. 1989, p. 45. Waist Pouches, 1,2,3.

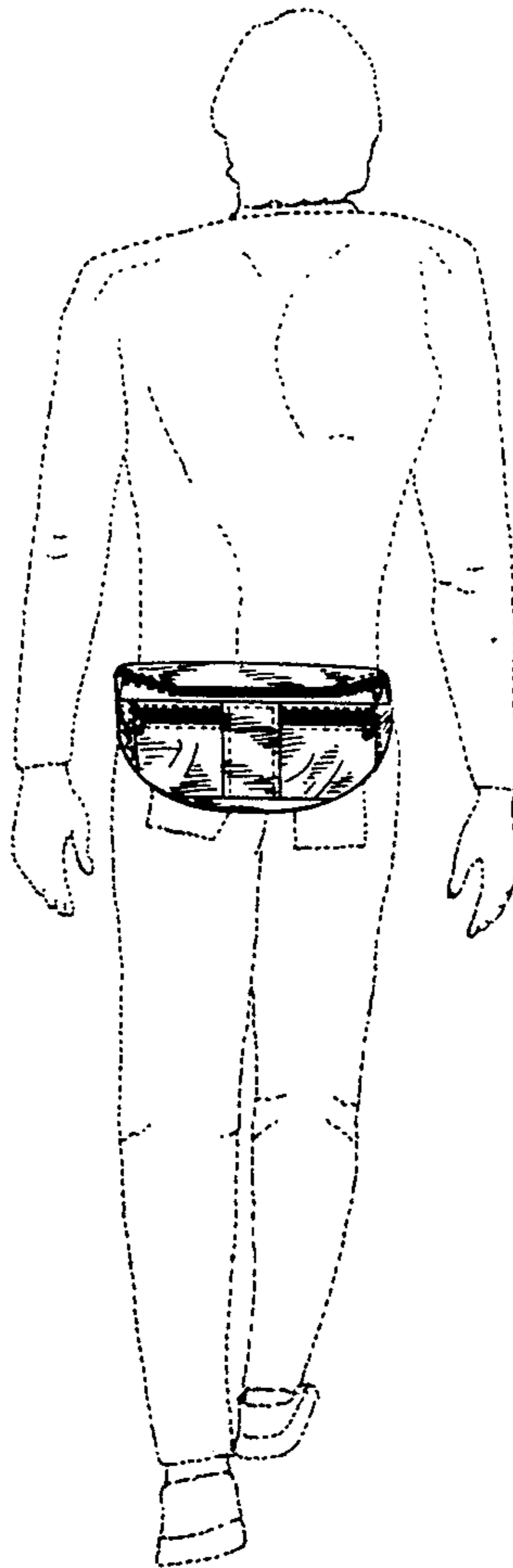
Primary Examiner—A. Hugo Word
Assistant Examiner—Doris V. Coles
Attorney, Agent, or Firm—Jeffrey G. Sheldon

[57] CLAIM

The ornamental design for a waist pouch, as shown and described.

DESCRIPTION

FIG. 1 is a perspective view of the waist pouch on a user;
FIG. 2 is a front elevation view of the waist pouch;
FIG. 3 is a top plan view of the waist pouch;
FIG. 4 is a right-side elevation view of the waist pouch;
FIG. 5 is a bottom plan view of the waist pouch; and,
FIG. 6 is a rear elevation view of the waist pouch.
The broken line showing of a human figure is for illustrative purposes only and forms no part of the claimed design.



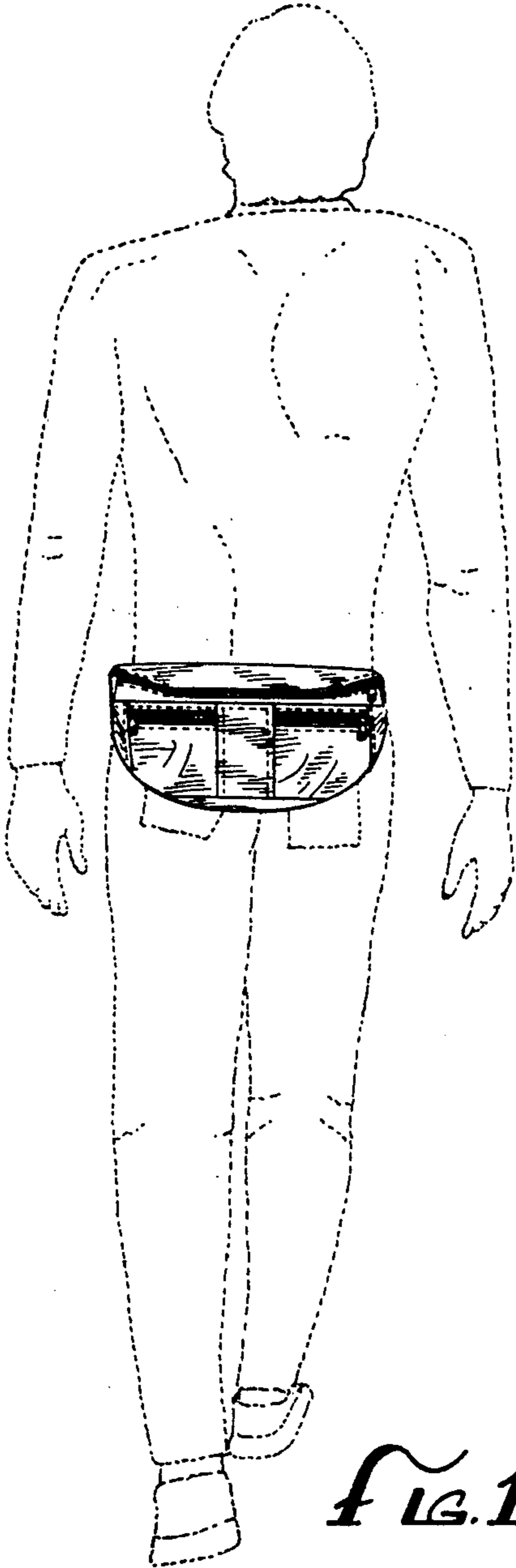


FIG. 1.

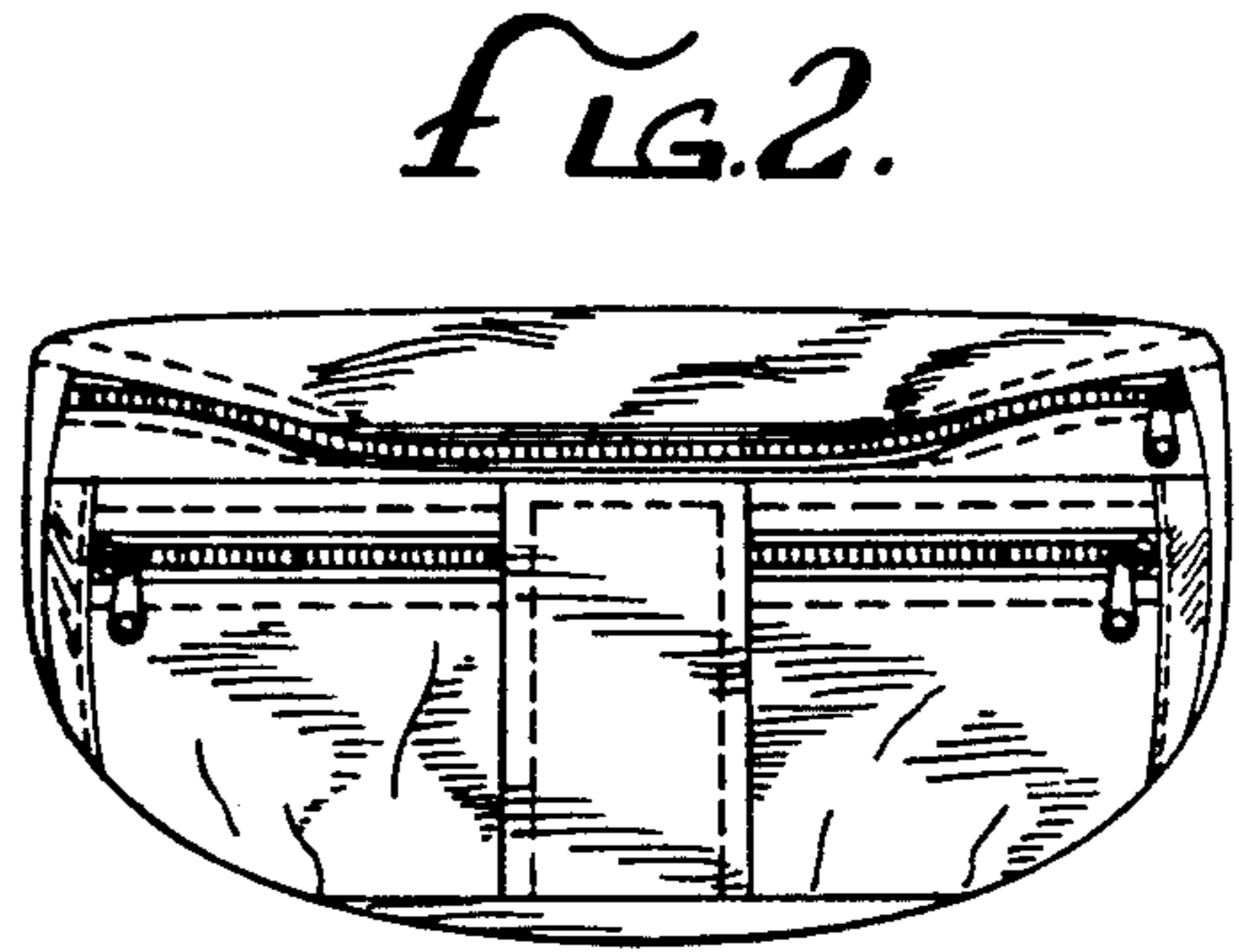


FIG. 2.

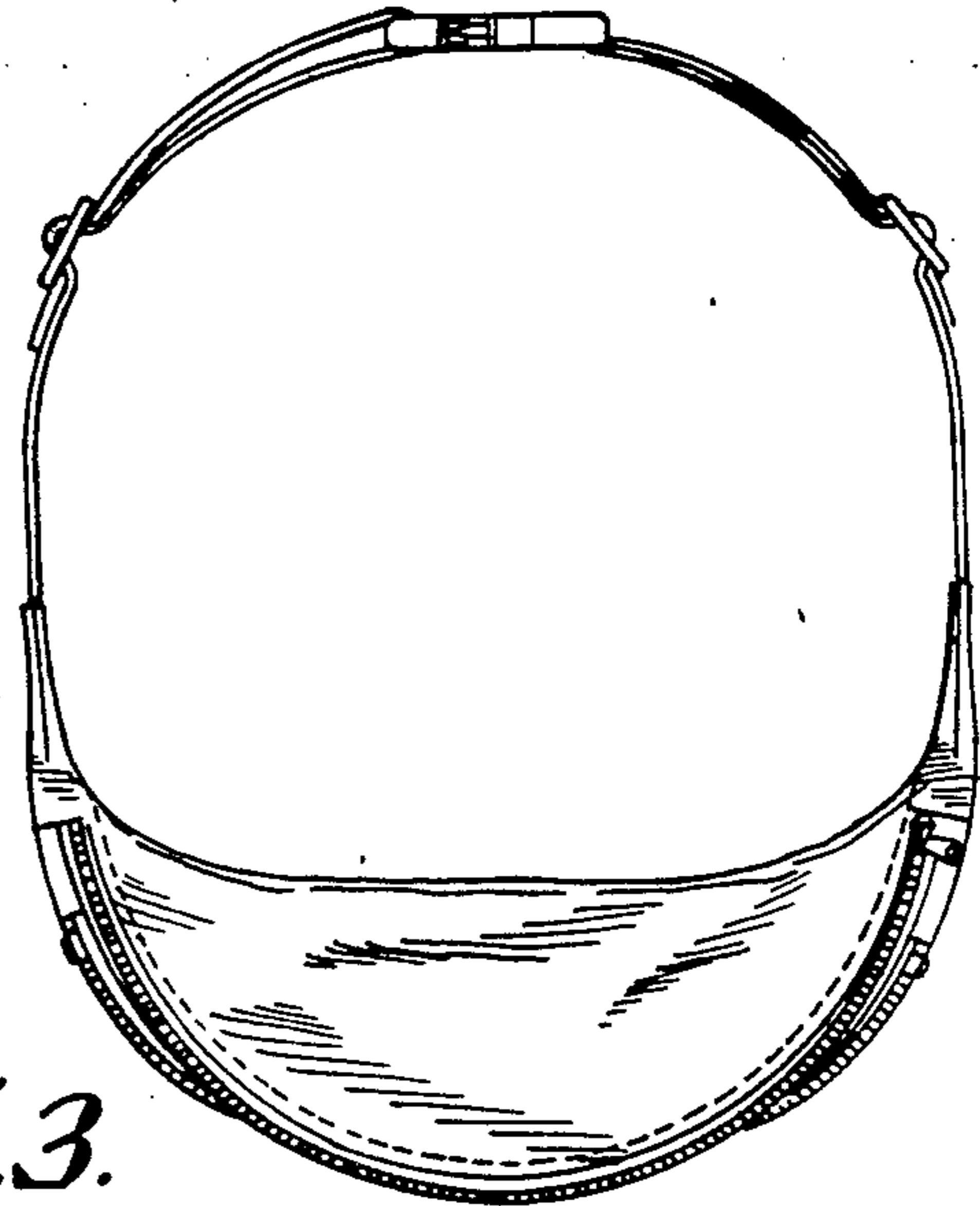


FIG. 3.




FIG. 4.

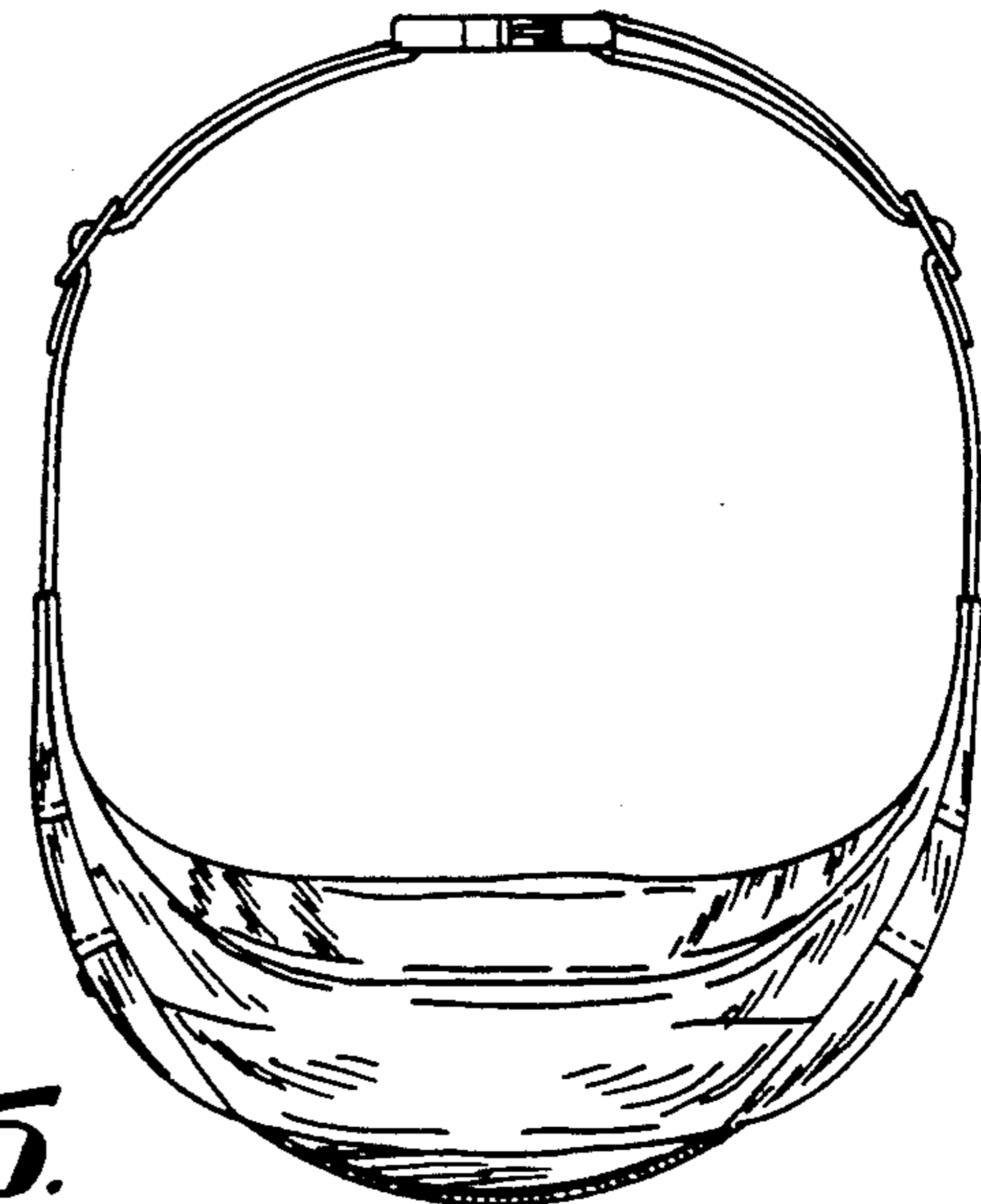


FIG. 5.




FIG. 6.