



US00D334455S

**United States Patent** [19]  
**Dworman et al.**

[11] **Patent Number: Des. 334,455**  
[45] **Date of Patent: \*\* Mar. 30, 1993**

[54] **BABY BOTTLE BANK**

[75] **Inventors: Ralph M. Dworman; Nancy S. Dworman, both of Worcester, Mass.**

[73] **Assignee: Ralphco, Inc., West Boylston, Mass.**

[\*\*] **Term: 14 Years**

[21] **Appl. No.: 573,667**

[22] **Filed: Aug. 27, 1990**

[52] **U.S. Cl. .... D99/37**

[58] **Field of Search ..... D99/35, 37; D24/197; 215/11.1-11.5**

[56] **References Cited**

**U.S. PATENT DOCUMENTS**

D. 283,920 5/1986 Chen ..... D24/197  
5,069,645 12/1991 Dworman .

*Primary Examiner*—Alan P. Douglas  
*Assistant Examiner*—J. H. Musgrove  
*Attorney, Agent, or Firm*—Blodgett & Blodgett

[57] **CLAIM**

The ornamental design for baby bottle bank, as shown.

**DESCRIPTION**

FIG. 1 is a front elevational view of a baby bottle bank showing my new design;  
FIG. 2 is a rear elevational view thereof, the left and right sides being same as the rear;  
FIG. 3 is a top plan view thereof;  
FIG. 4 is a bottom plan view thereof;  
FIG. 5 is a front elevation view of the upper part of the cap portion of the baby bottle bank;  
FIG. 6 is a rear elevation view thereof, the left and right elevation views being identical to the shown;  
FIG. 7 is a top plan view thereof;  
FIG. 8 is a bottom plan view thereof;  
FIG. 9 is a front elevational view of the lower part of the cap portion of the baby bottle bank, the rear, left and right elevation views being identical to that shown;  
FIG. 10 is a top plan view thereof;  
FIG. 11 is a bottom plan view thereof;  
FIG. 12 is a front elevation view of the intermediate portion of the baby bottle bank, the rear, left and right elevation views being identical to that shown;  
FIG. 13 is a top plan view thereof, the bottom plan view being identical to that shown;  
FIG. 14 is a front elevation view of the base portion of the baby bottle bank, the rear, left and right elevation views being identical to that shown;  
FIG. 15 is a top plan view thereof; and,  
FIG. 16 is a bottom plan view thereof.




FIG. 1




FIG. 2




FIG. 3

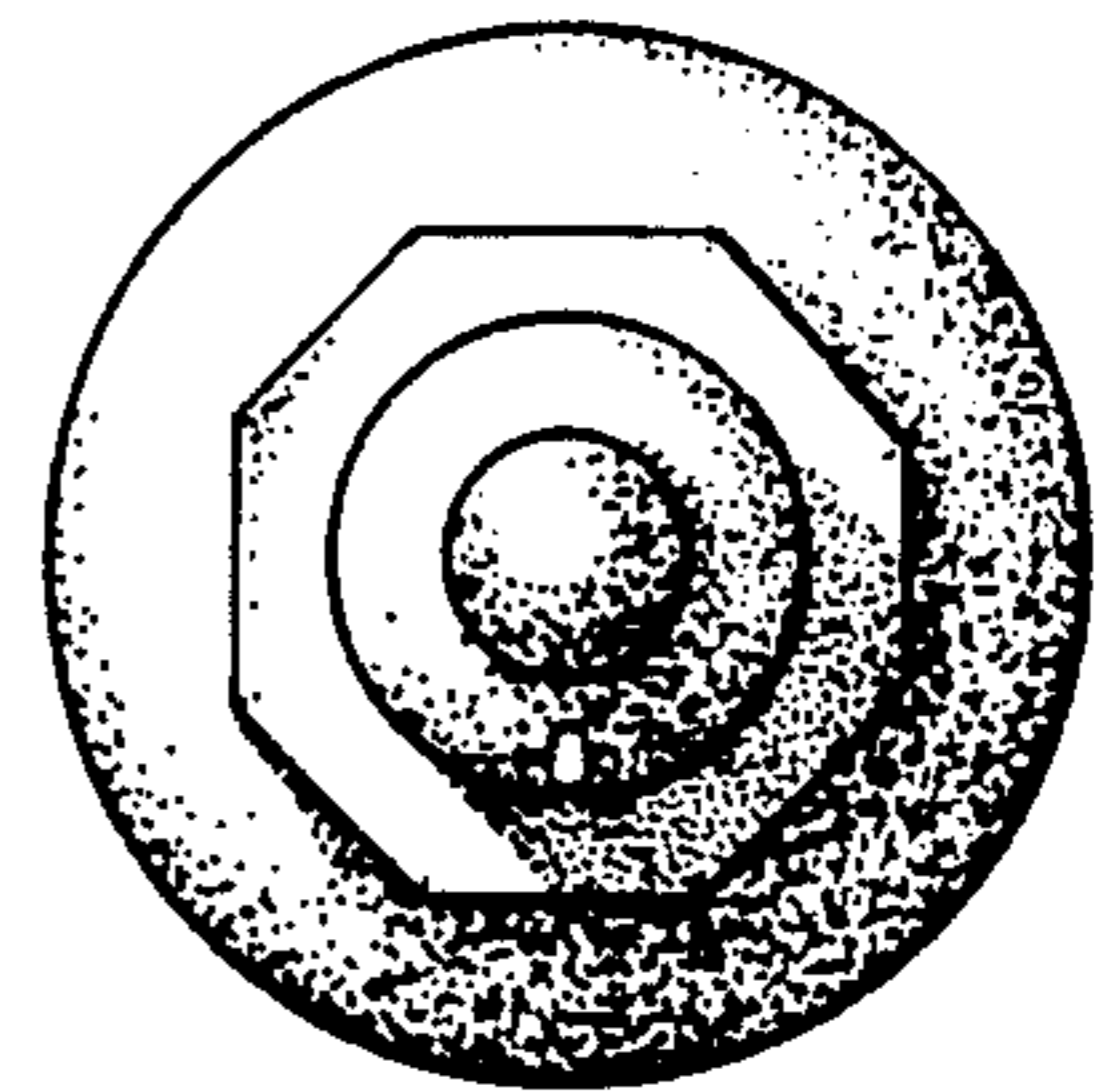


FIG. 4

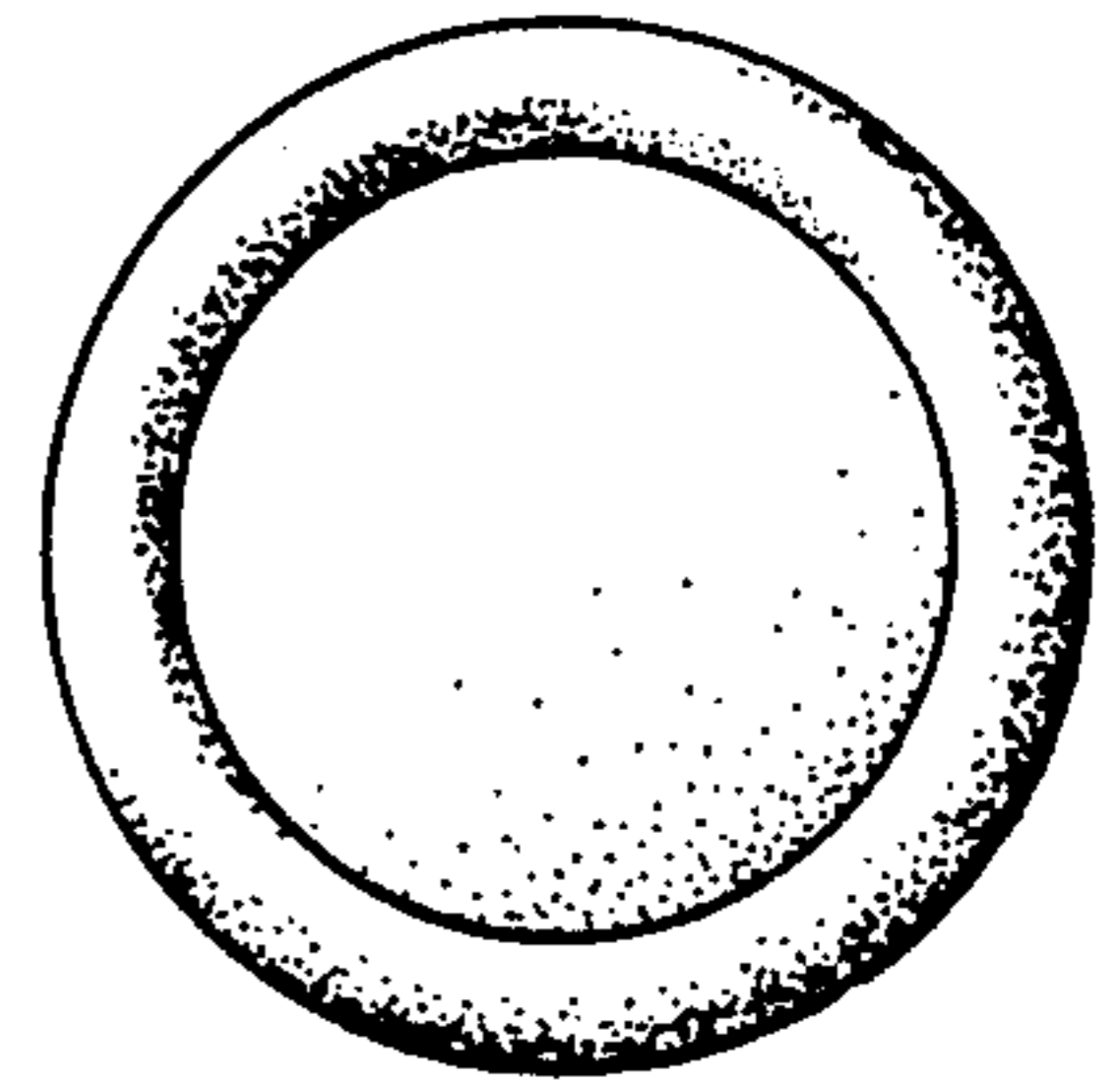


FIG. 7



FIG. 6



FIG. 5




FIG. 8



FIG. 13




FIG. 10

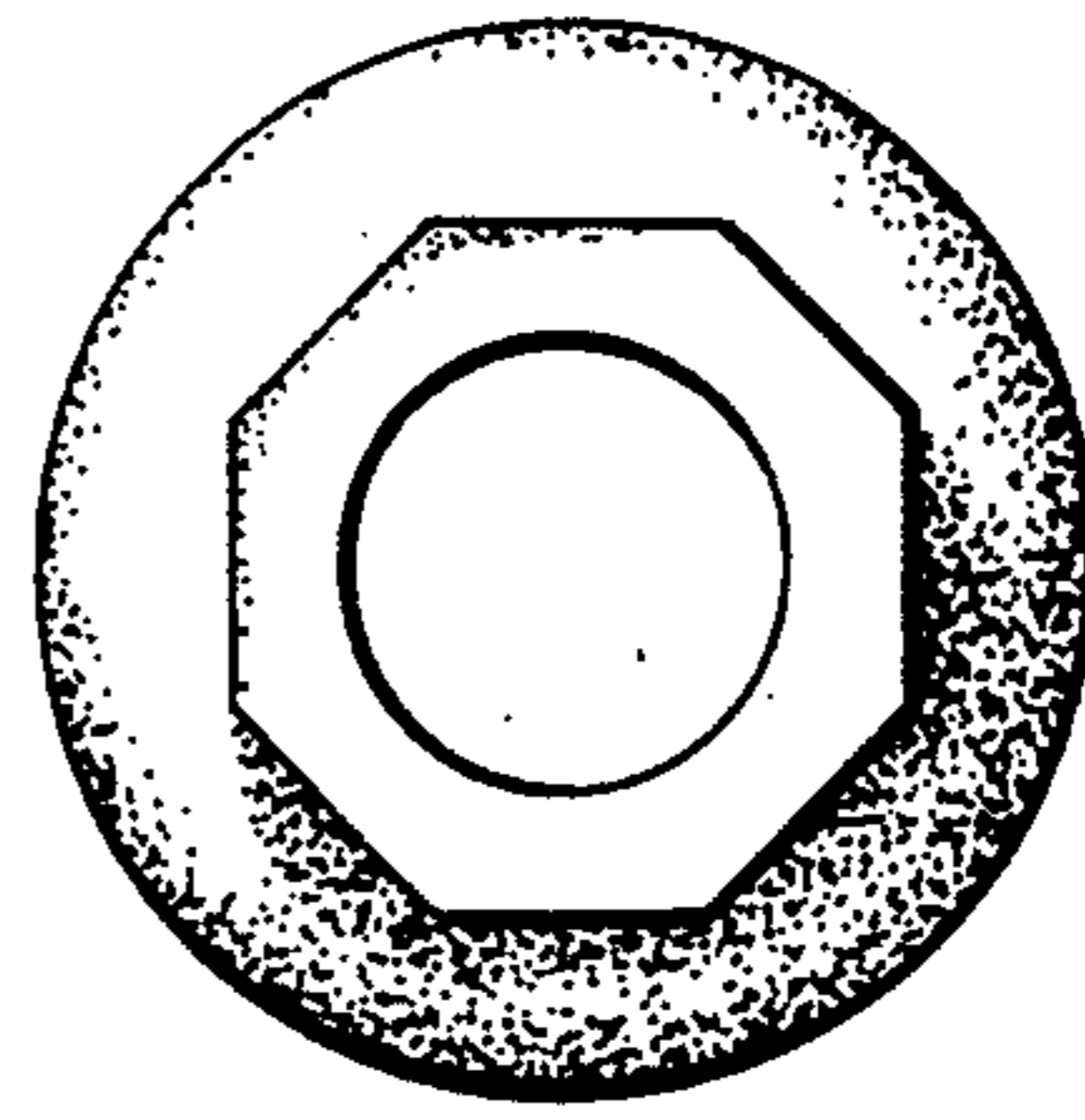


FIG. 12




FIG. 9




FIG. 11

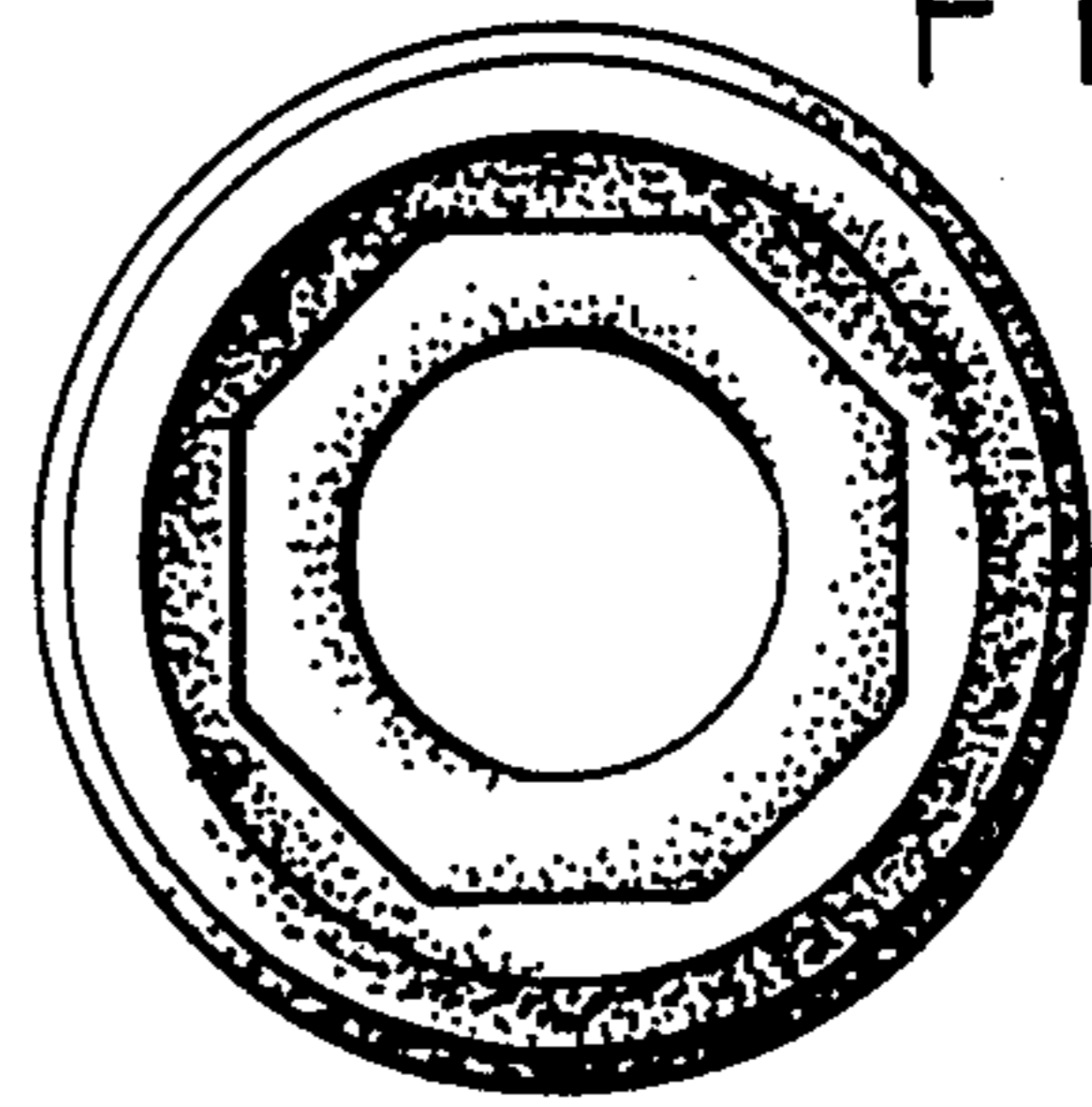


FIG. 15




FIG. 16

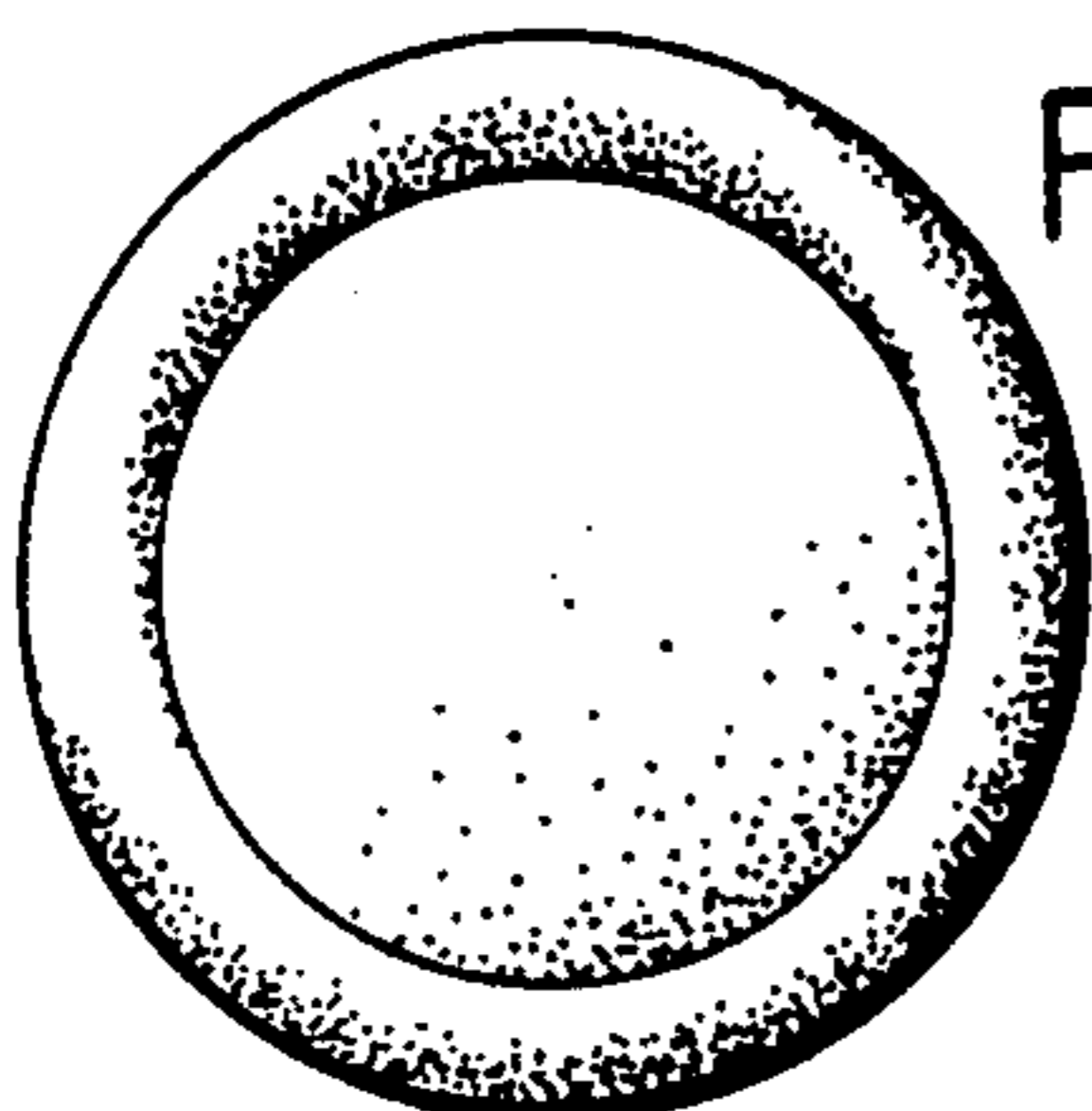


FIG. 14

