



US00D334443S

United States Patent [19]

[11] Patent Number: **Des. 334,443**

Rams et al.

[45] Date of Patent: **** Mar. 30, 1993**

[54] **DRY SHAVER**

5,012,577 5/1991 Bosch 30/43.6

[75] Inventors: **Dieter Rams, Kronberg; Peter Eckart, Frankfurt, both of Fed. Rep. of Germany**

FOREIGN PATENT DOCUMENTS

1059192 12/1989 United Kingdom .
016587 1/1990 World Int. Prop. O. .
106588 1/1990 World Int. Prop. O. .

[73] Assignee: **Braun Aktiengesellschaft, Frankfurt, Fed. Rep. of Germany**

OTHER PUBLICATIONS

Philips, Philishave 1939-1979 Historical Review, Jun., 1989.

[**] Term: **14 Years**

Primary Examiner—B. J. Bullock
Assistant Examiner—C. Tuttle
Attorney, Agent, or Firm—Fish & Richardson

[21] Appl. No.: **673,218**

[22] Filed: **Mar. 21, 1991**

[57] CLAIM

[30] Foreign Application Priority Data

Sep. 28, 1990 [DE] Fed. Rep. of Germany 9006407

The ornamental design for a dry shaver, as shown and described.

[52] U.S. Cl. **D28/50**

[58] Field of Search D28/10, 44-51,
D28/53, 58; 30/32, 34.05, 34.1, 34.2, 41, 41.5,
41.6, 41.9, 42, 45, 43-43.92, 84-90

DESCRIPTION

[56] References Cited

U.S. PATENT DOCUMENTS

D. 305,806 1/1990 Fujisawa D28/50
D. 307,491 4/1990 Okada D28/50
D. 326,736 6/1992 Oord D28/50
4,903,404 2/1990 Labrijn 30/43.6

FIG. 1 is a perspective view of a dry shaver showing my new design;
FIG. 2 is a front elevational view thereof;
FIG. 3 is a rear elevational view thereof;
FIG. 4 is a right side elevational view thereof;
FIG. 5 is a left side elevational view thereof;
FIG. 6 is a top plan view thereof; and,
FIG. 7 is a bottom plan view thereof.

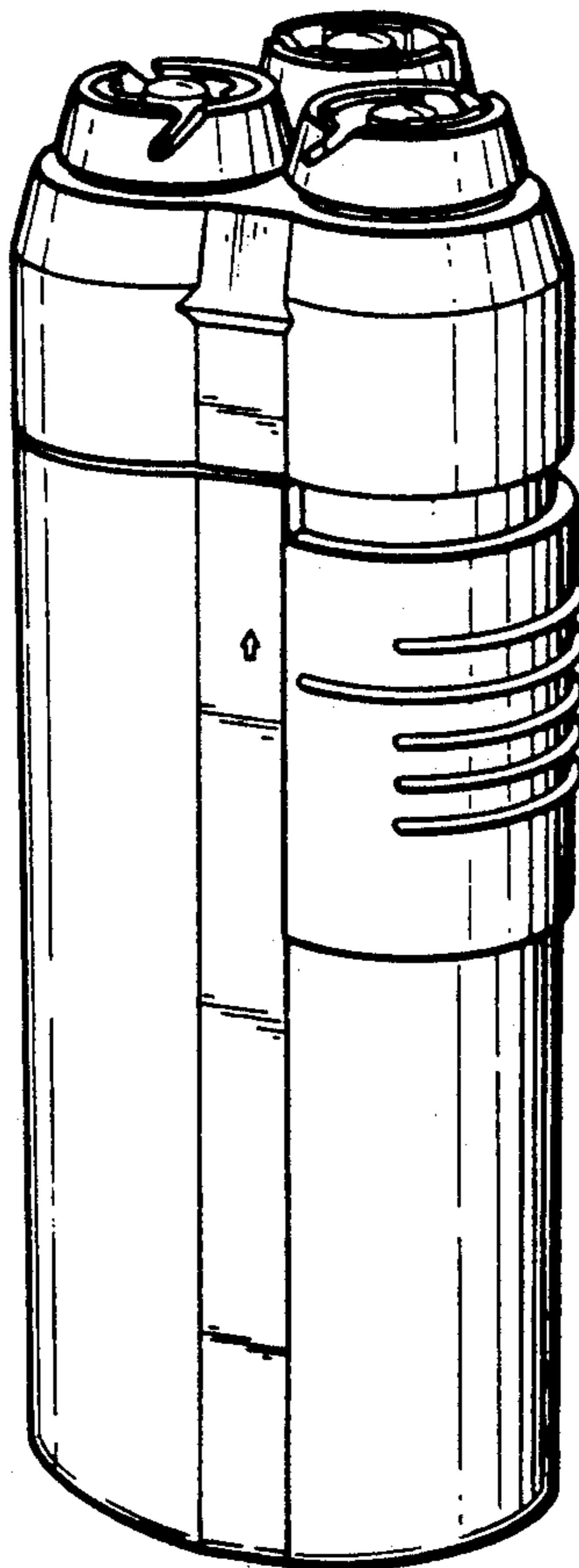


Fig. 1

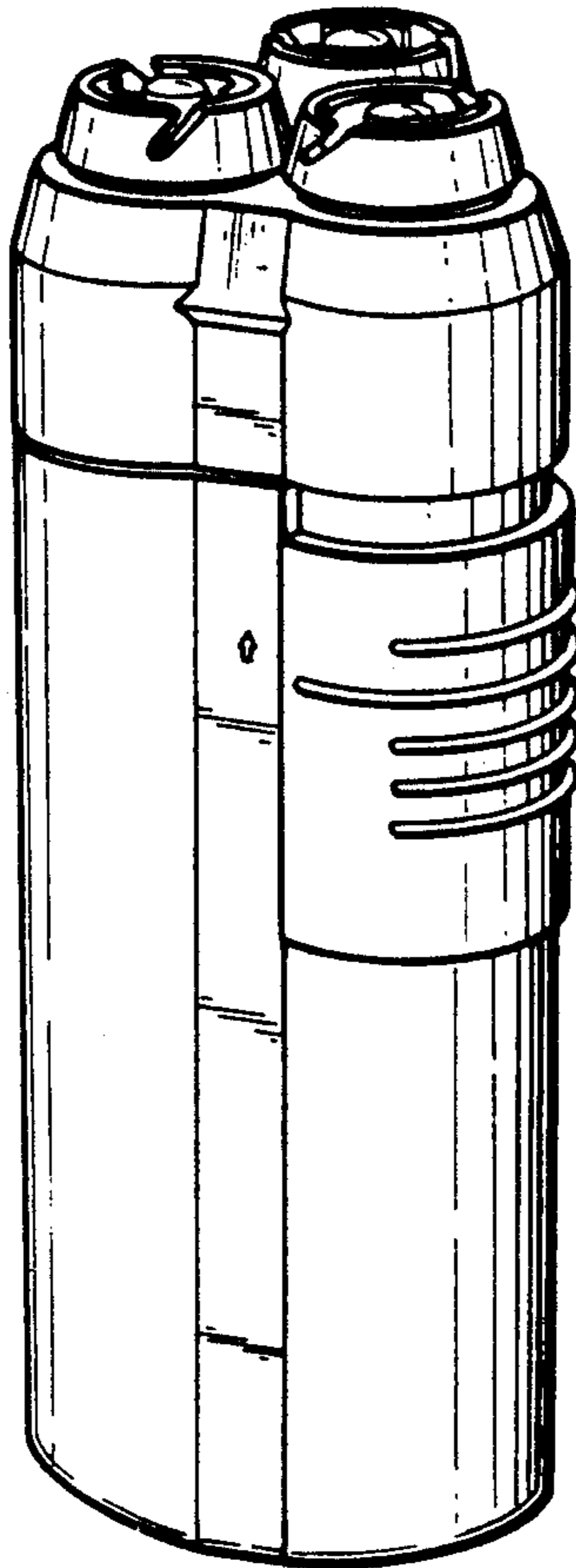


Fig. 2




Fig. 3




Fig. 4

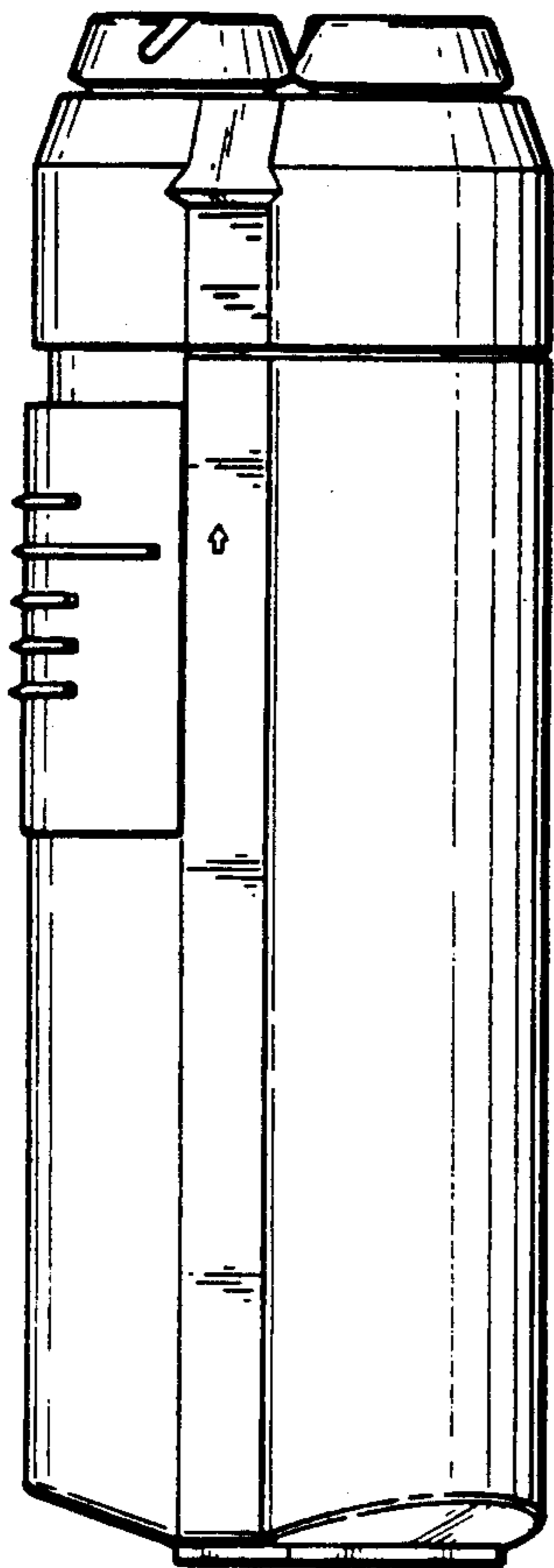


Fig. 5

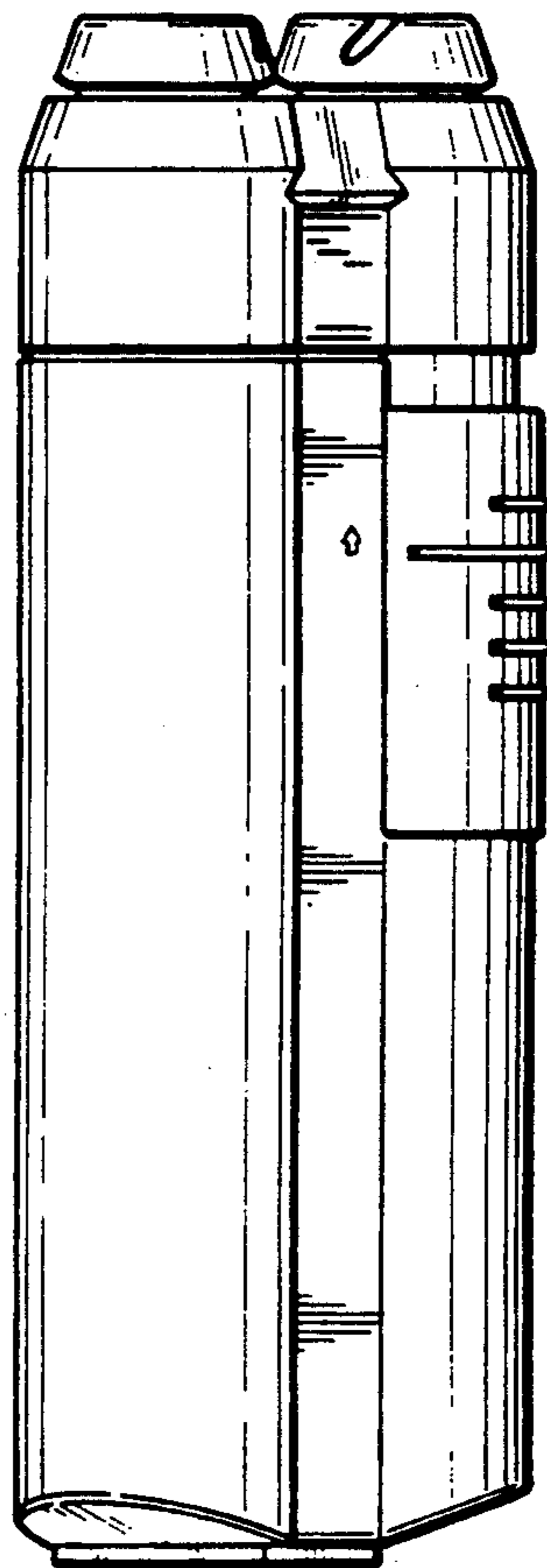


Fig. 6

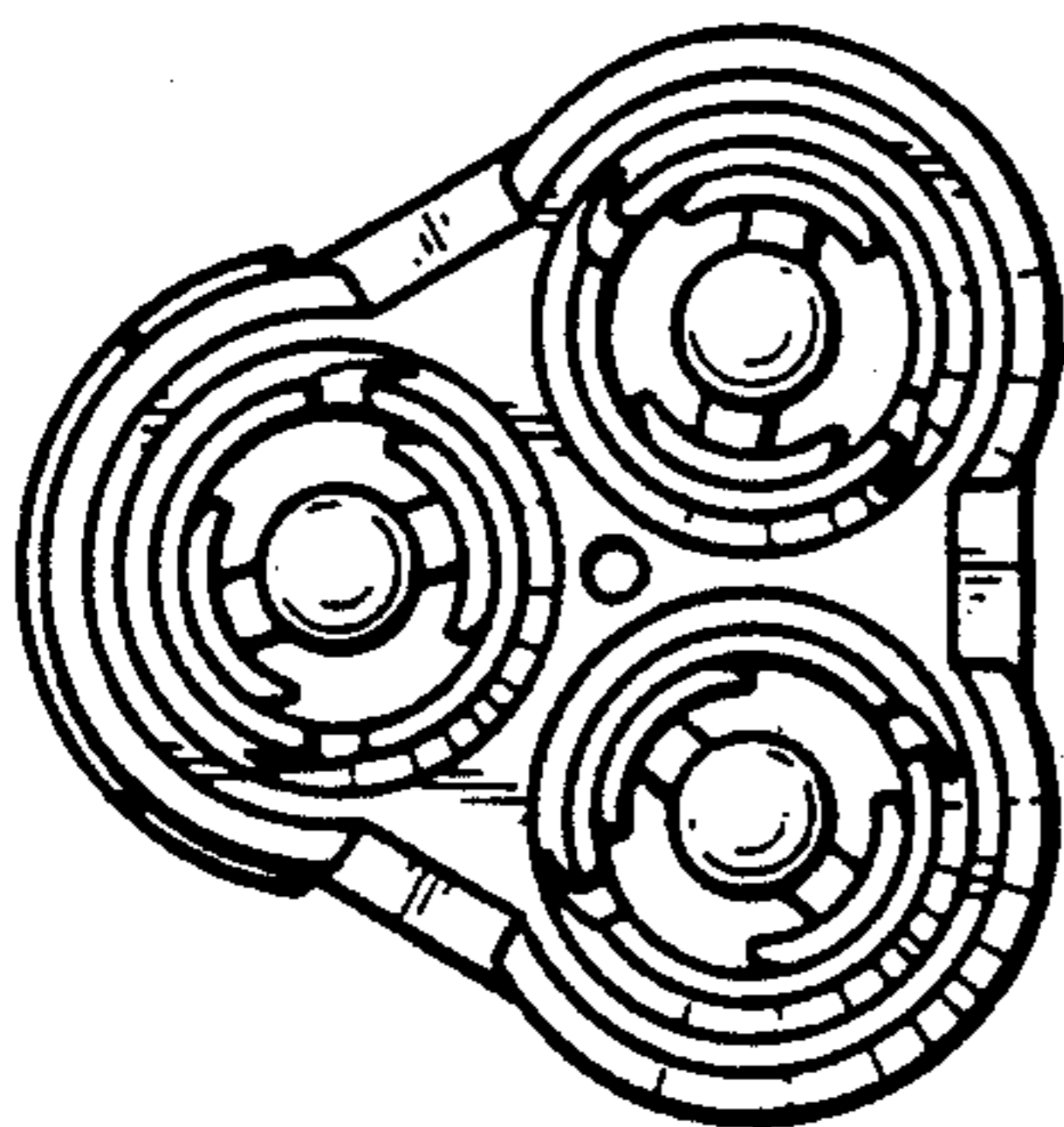


Fig. 7

