



US00D334429S

United States Patent [19]

Dismuke

[11] Patent Number: Des. 334,429

[45] Date of Patent: ** Mar. 30, 1993

[54] ELBOW EXTENSION SLEEVE

[76] Inventor: Helen J. Dismuke, P.O. Box 2323
Pillow Hill, West Helena, Ark. 72390

[**] Term: 14 Years

[21] Appl. No.: 624,284

[22] Filed: Dec. 7, 1990

Related U.S. Application Data

[63] Continuation-in-part of Ser. No. 132,579, Dec. 14, 1987, abandoned.

[52] U.S. Cl. D24/190; D24/183;
D24/189

[58] Field of Search D24/190, 188, 192, 183,
D24/189; 128/878, 879, 869, 846, 873, 872, 845

[56] References Cited

U.S. PATENT DOCUMENTS

D. 170,885 11/1953 Neville D24/190
3,196,870 7/1965 Sprecher et al. D24/190 X
3,245,405 4/1966 Gardner D24/190 X
5,016,650 5/1991 Marlar 128/878

FOREIGN PATENT DOCUMENTS

18133 of 1912 United Kingdom 128/879

Primary Examiner—Stella Reid

Attorney, Agent, or Firm—Walker, McKenzie & Walker

[57] CLAIM

The ornamental design for an elbow extension sleeve, as shown and described.

DESCRIPTION

FIG. 1 is a front elevational view of an elbow extension sleeve showing my new design, the rear elevation being substantially a mirror image thereof;

FIG. 2 is a top plan view of FIG. 1;

FIG. 3 is a bottom plan view of FIG. 1;

FIG. 4 is an enlarged longitudinal sectional view taken along the line 4—4 of FIG. 2, said view being broken away for ease of illustration;

FIG. 5 is an enlarged right end elevational view of FIG. 1 with portions thereof omitted for clarity, the left end being a mirror image thereof;

FIG. 6 is an enlarged sectional view as taken on line 6—6 of FIG. 2;

FIG. 7 is an enlarged sectional view as taken on line 7—7 of FIG. 2; and,

FIG. 8 is an enlarged sectional view as taken on line 8—8 of FIG. 2.

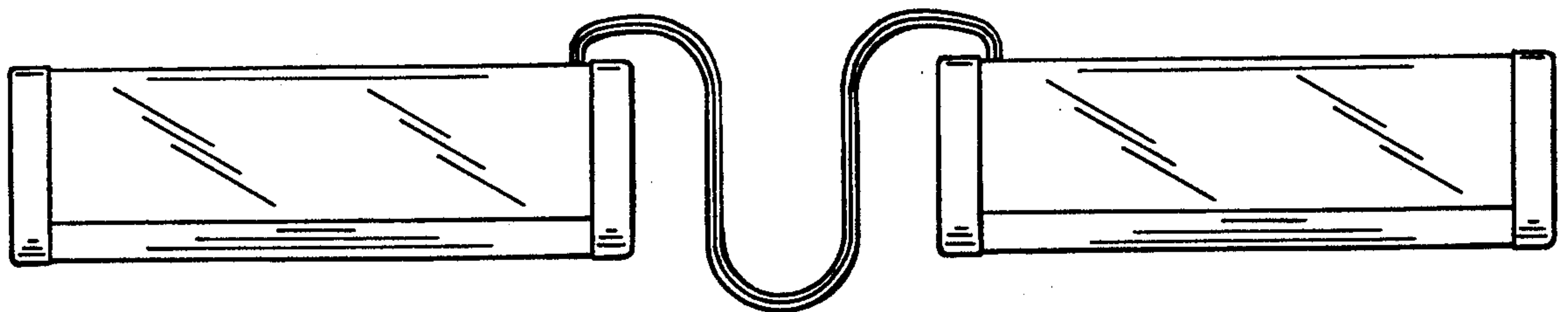


FIG. 1

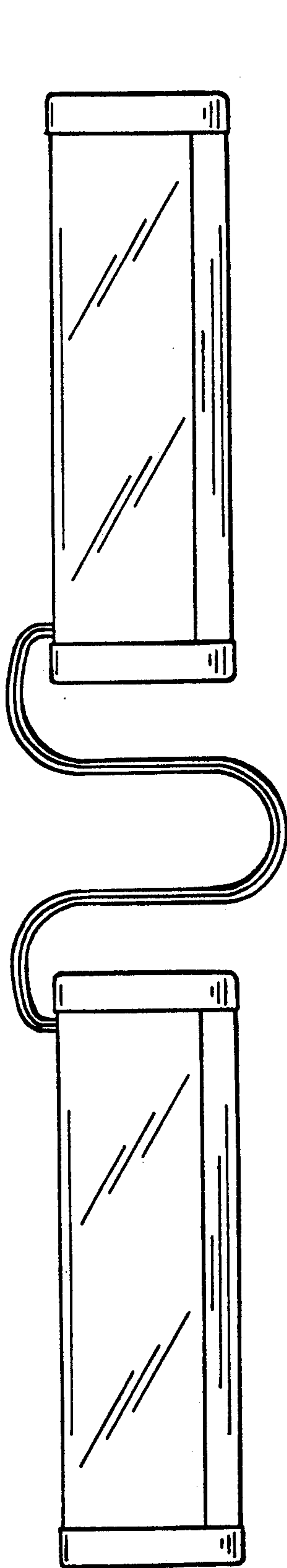


FIG. 2

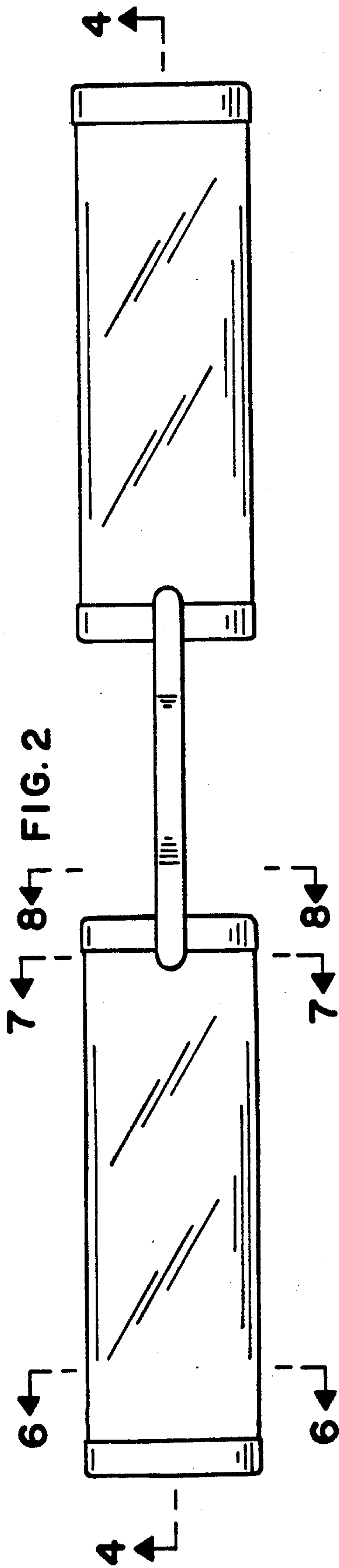


FIG. 3

