



US00D334408S

United States Patent [19] Takemura

[11] Patent Number: **Des. 334,408**
[45] Date of Patent: **** Mar. 30, 1993**

[54] **WRITING INSTRUMENT CLIP**

[75] Inventor: **Shun Takemura, Pacific Palisades, Calif.**

[73] Assignee: **Itoya of America, Ltd., Torrance, Calif.**

[**] Term: **14 Years**

[21] Appl. No.: **657,398**

[22] Filed: **Feb. 20, 1991**

[52] U.S. Cl. **D19/56; D19/54; D19/51**

[58] Field of Search **D19/35, 36, 41-51, D19/54-58, 81-85, 99, 100; 401/99, 100, 104, 105, 106, 202, 243-247; 24/3 C, 10 R, 3 H, 3 D, 3 J, 3 L, 11 C, 11 F, 11 R, 11 P, 11 PP**

[56] **References Cited**

U.S. PATENT DOCUMENTS

- D. 47,595 7/1915 Huber D19/56
- D. 177,359 4/1956 Young et al. D19/56 X
- D. 265,212 6/1982 Spiegel D19/56 X
- D. 279,993 8/1985 Oka D19/45
- D. 323,530 1/1992 Cowan D19/51 X
- 854,378 5/1907 Ochoa 24/11 C

- 1,033,693 7/1912 Hart 24/11 C
- 1,555,714 9/1925 Kahn 24/3 L
- 1,975,775 10/1934 Ashmare 24/11 F
- 2,039,410 5/1936 Harris 24/11 F X

FOREIGN PATENT DOCUMENTS

3705138 9/1988 Fed. Rep. of Germany 24/10 R

Primary Examiner—Nelson C. Holtje
Assistant Examiner—Martha Thompson
Attorney, Agent, or Firm—Spencer, Frank & Schneider

[57] **CLAIM**

The ornamental design for a writing instrument clip, as shown and described.

DESCRIPTION

FIG. 1 is a front elevational view of a writing instrument clip showing my new design; FIG. 2 is a left side elevational view, the right side being a mirror image thereof; FIG. 3 is a rear elevational view; FIG. 4 is a top plan view; and, FIG. 5 is a bottom plan view thereof. The writing instrument in FIG. 1 and the writing instrument fragment in FIGS. 2 and 3 have been depicted by means of broken lines for illustrative purposes only and form no part of the claimed design.



FIG. 1





FIG. 2

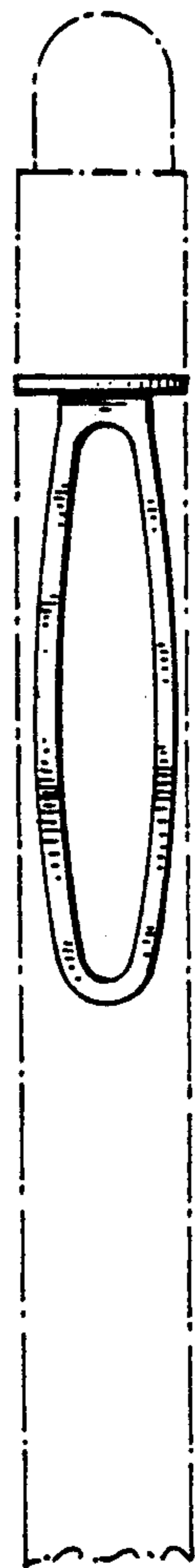


FIG. 3

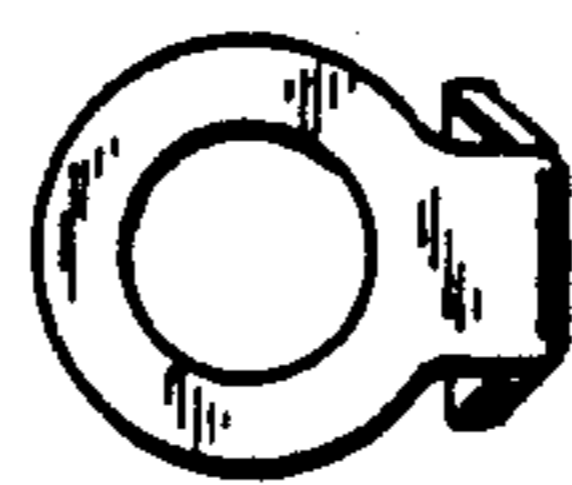


FIG. 4

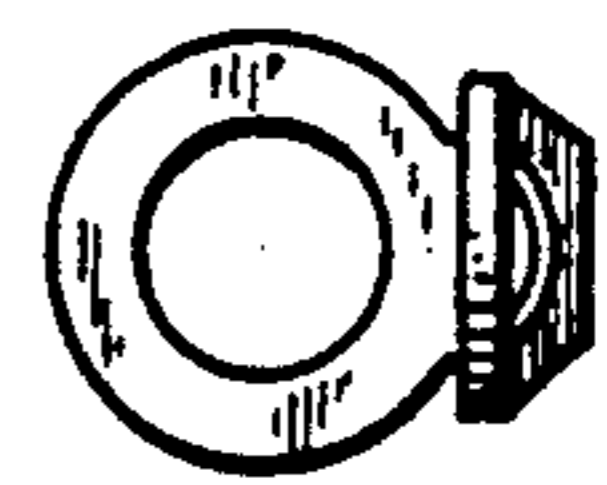


FIG. 5