



US00D334406S

United States Patent [19]
Celender

[11] **Patent Number: Des. 334,406**
[45] **Date of Patent: ** Mar. 30, 1993**

[54] **LOTTO CARD MARKER**

[76] **Inventor: Michael A. Celender, 4805 Yew St., Pittsburgh, Pa. 15224**

[**] **Term: 14 Years**

[21] **Appl. No.: 789,144**

[22] **Filed: Nov. 6, 1991**

[52] **U.S. Cl. D19/43; D19/51; D19/56; D19/46; D21/51**

[58] **Field of Search D19/35, 36-41, D19/51, 54-58, 81-85; 401/130, 196, 198, 202, 206, 261, 262, 266**

[56] **References Cited**

U.S. PATENT DOCUMENTS

- D. 82,821 12/1930 Furedy D19/46
- D. 158,114 4/1950 Marsh D19/43 X
- D. 192,310 2/1962 Ayres, Jr. D19/43
- D. 196,468 10/1963 Randolph D19/43
- D. 205,330 7/1966 Capezzuto D19/43
- D. 264,547 5/1982 Watson D19/43 X

- D. 295,878 5/1988 Lovell D19/43
- D. 310,249 8/1990 LaLonde D21/51
- D. 319,662 9/1991 Henry D19/43
- 4,133,614 1/1979 Baginski 401/206
- 4,555,194 11/1985 Hammond 401/206
- 4,863,171 9/1989 Rocheleau 401/206

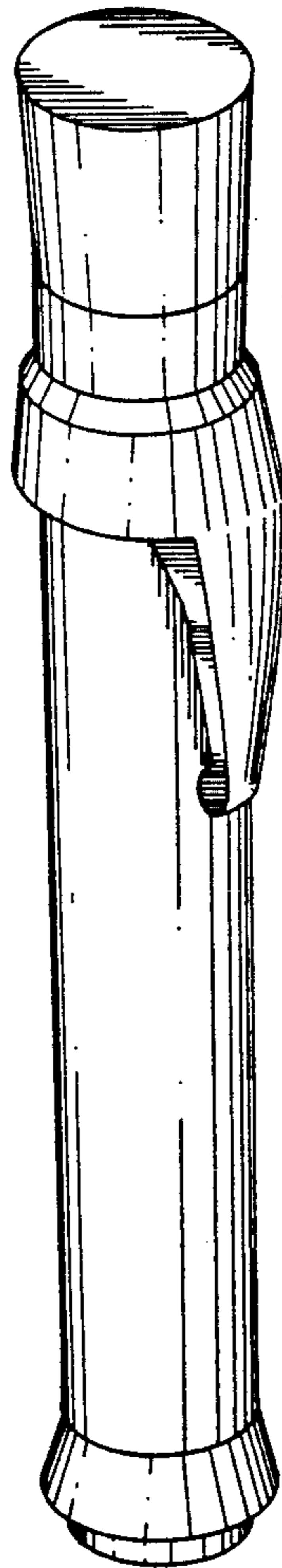
Primary Examiner—Nelson C. Holtje
Assistant Examiner—Martha Thompson
Attorney, Agent, or Firm—Terry M. Gernstein

[57] **CLAIM**

The ornamental design for a lotto card marker, as shown and described.

DESCRIPTION

FIG. 1 is a top, left front perspective view of a lotto card marker showing my new design;
FIG. 2 is a front elevational view thereof;
FIG. 3 is a rear elevational view thereof;
FIG. 4 is a left side elevational view, the right side being a mirror image thereof;
FIG. 5 is a top plan view thereof; and,
FIG. 6 is a bottom view thereof.



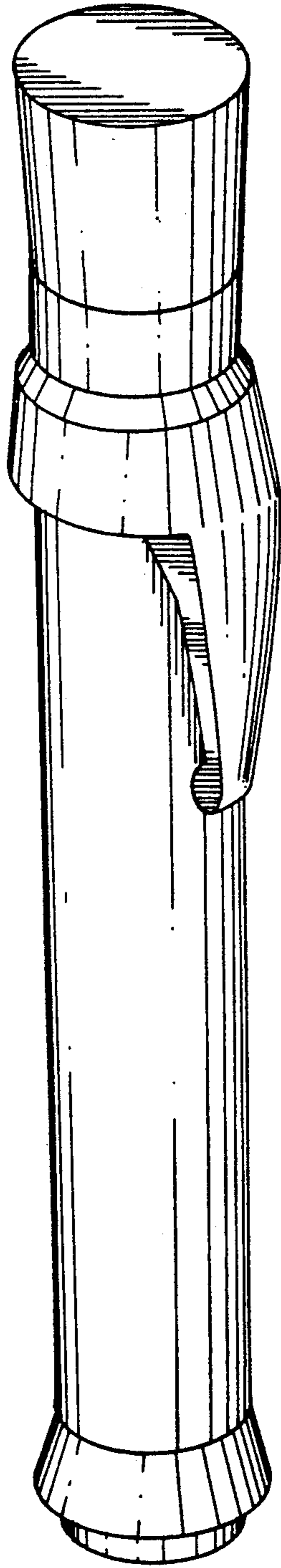


FIG. 1.

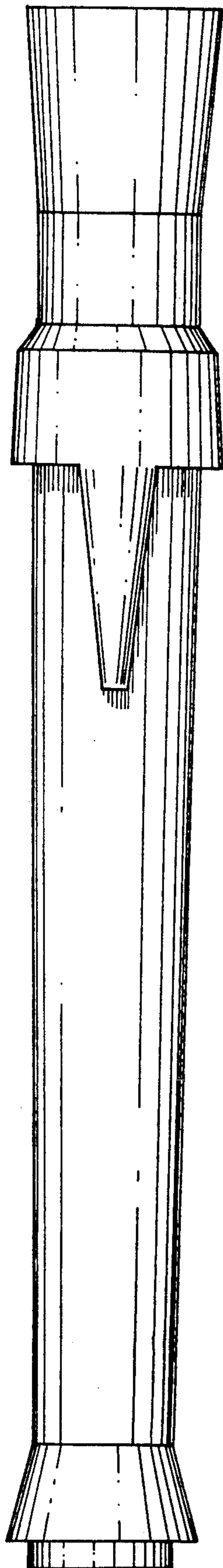


FIG. 2.

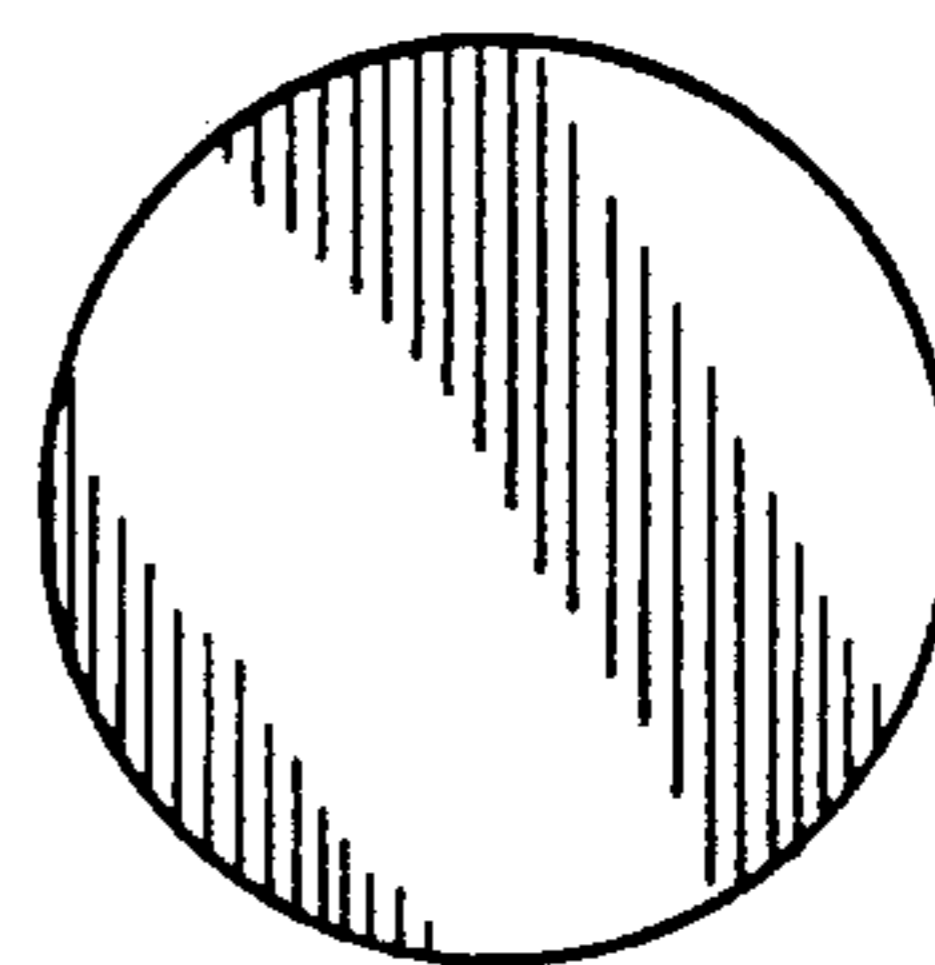


FIG. 5.

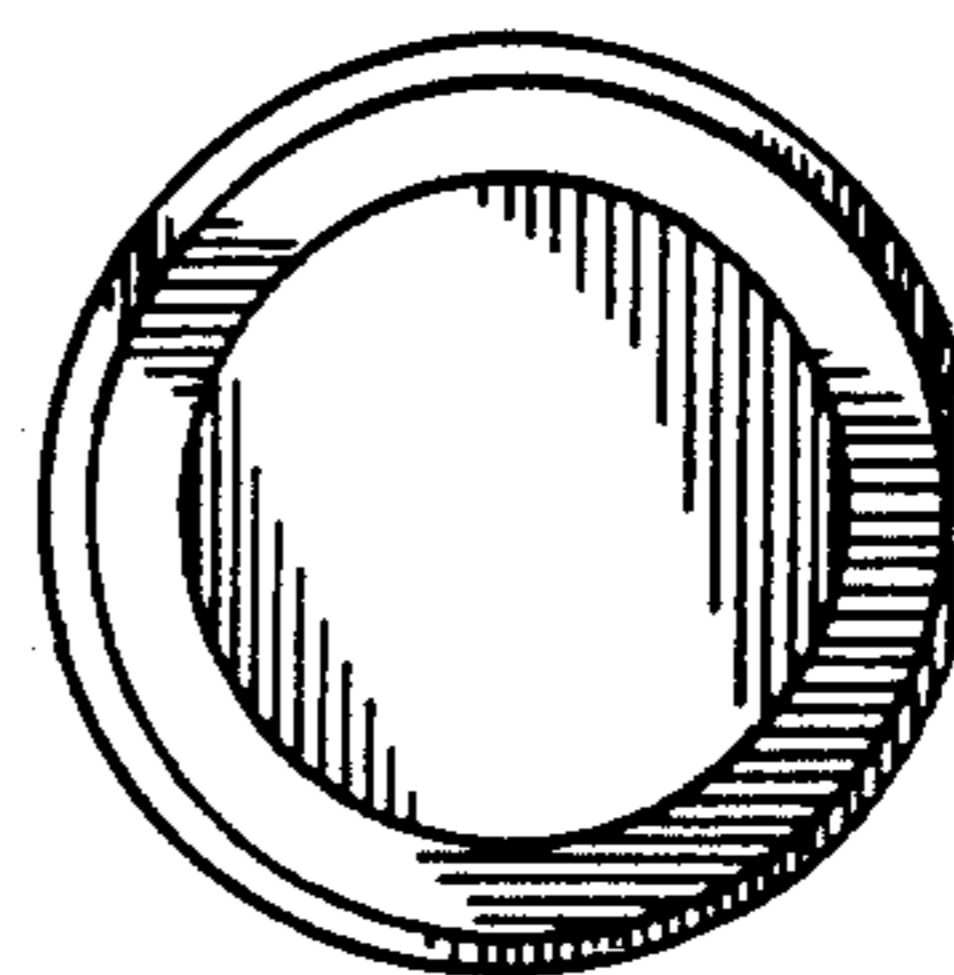


FIG. 6.

FIG. 4.

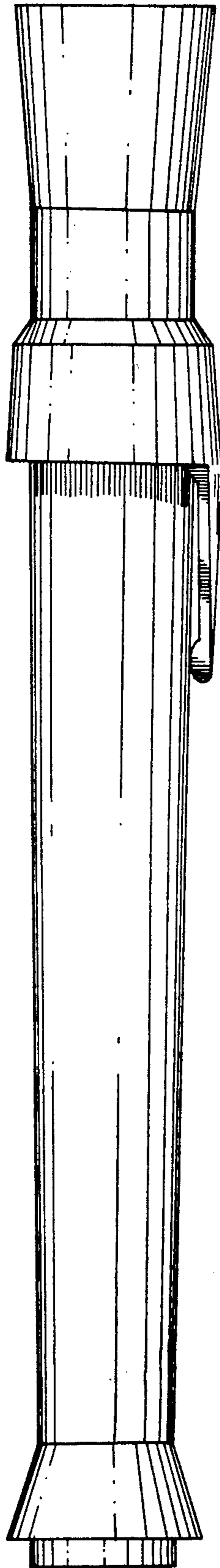


FIG. 3.

