



US00D334403S

United States Patent [19]

[11] Patent Number: Des. 334,403

Kawakami

[45] Date of Patent: ** Mar. 30, 1993

[54] **INK CARTRIDGE FOR PRINTER**

[75] Inventor: **Kazuhisa Kawakami, Nagano, Japan**

[73] Assignee: **Seiko Epson Corporation, Tokyo, Japan**

[*] Notice: The portion of the term of this patent subsequent to Oct. 20, 2009 has been disclaimed.

[**] Term: **14 Years**

[21] Appl. No.: **517,900**

[22] Filed: **May 1, 1990**

[30] **Foreign Application Priority Data**

Nov. 1, 1989 [JP] Japan 1-40020

[52] U.S. Cl. **D18/56**

[58] Field of Search **D18/18, 56-58, D18/40; 346/108, 140 R, 140 PD; 400/471, 124, 175; 101/348, 333, 334, 97, 98, 101**

[56] **References Cited**

U.S. PATENT DOCUMENTS

- D. 313,812 1/1991 Yomo D18/56
- D. 314,006 1/1991 Abe et al. D18/56
- D. 321,900 11/1991 Kumagai D18/56

- 4,156,244 5/1979 Erikson et al. 346/140 R
- 4,855,762 8/1989 Suzuki 346/140 R
- 5,051,759 9/1991 Karita 346/140 R

OTHER PUBLICATIONS

Epson SQ-850/2550 Advertising Brochure; Feb. 12, 1989.

Epson SQ-850 SQ-2550 24 Nozzle Ink Jet Printer User's Guide; Nov. 1989.

Primary Examiner—A. Hugo Word

Assistant Examiner—CathyAnne MacCormac

Attorney, Agent, or Firm—Blum Kaplan

[57] **CLAIM**

The ornamental design for an ink cartridge for printer, as shown and described.

DESCRIPTION

FIG. 1 is a perspective view of the ink cartridge for printer showing my new design;
 FIG. 2 is a top plan view thereof;
 FIG. 3 is a front elevational view thereof;
 FIG. 4 is a left side view thereof;
 FIG. 5 is a right side view thereof;
 FIG. 6 is a bottom plan view thereof; and,
 FIG. 7 is a rear elevational view thereof.

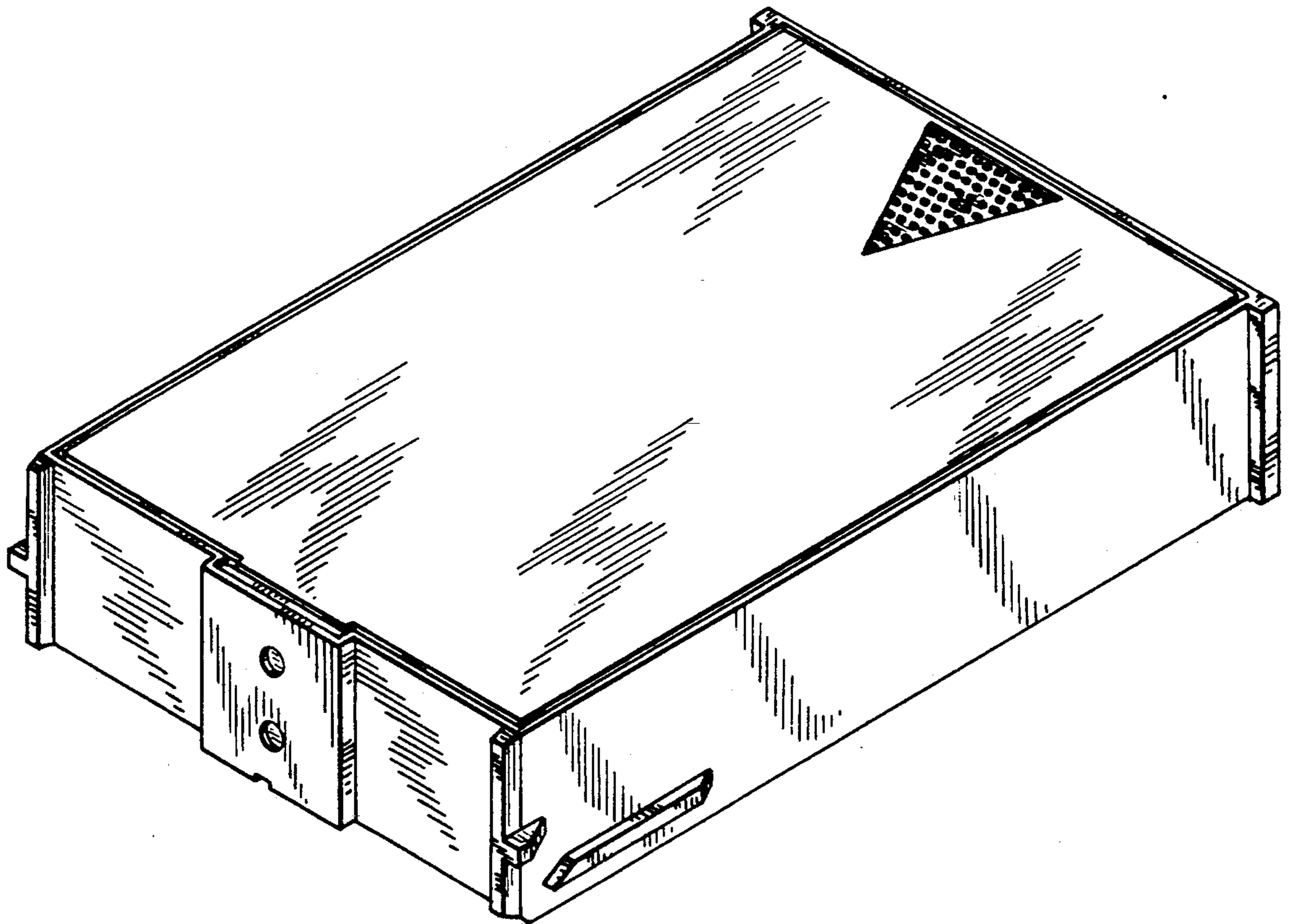


FIG. 1

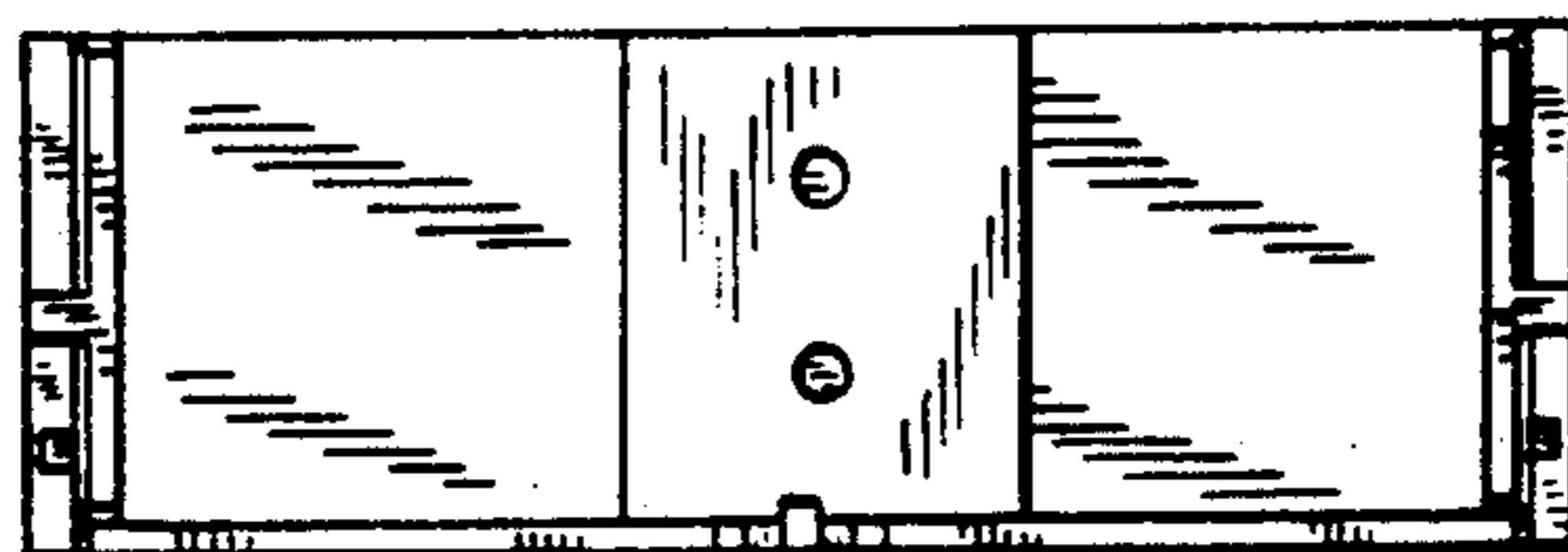
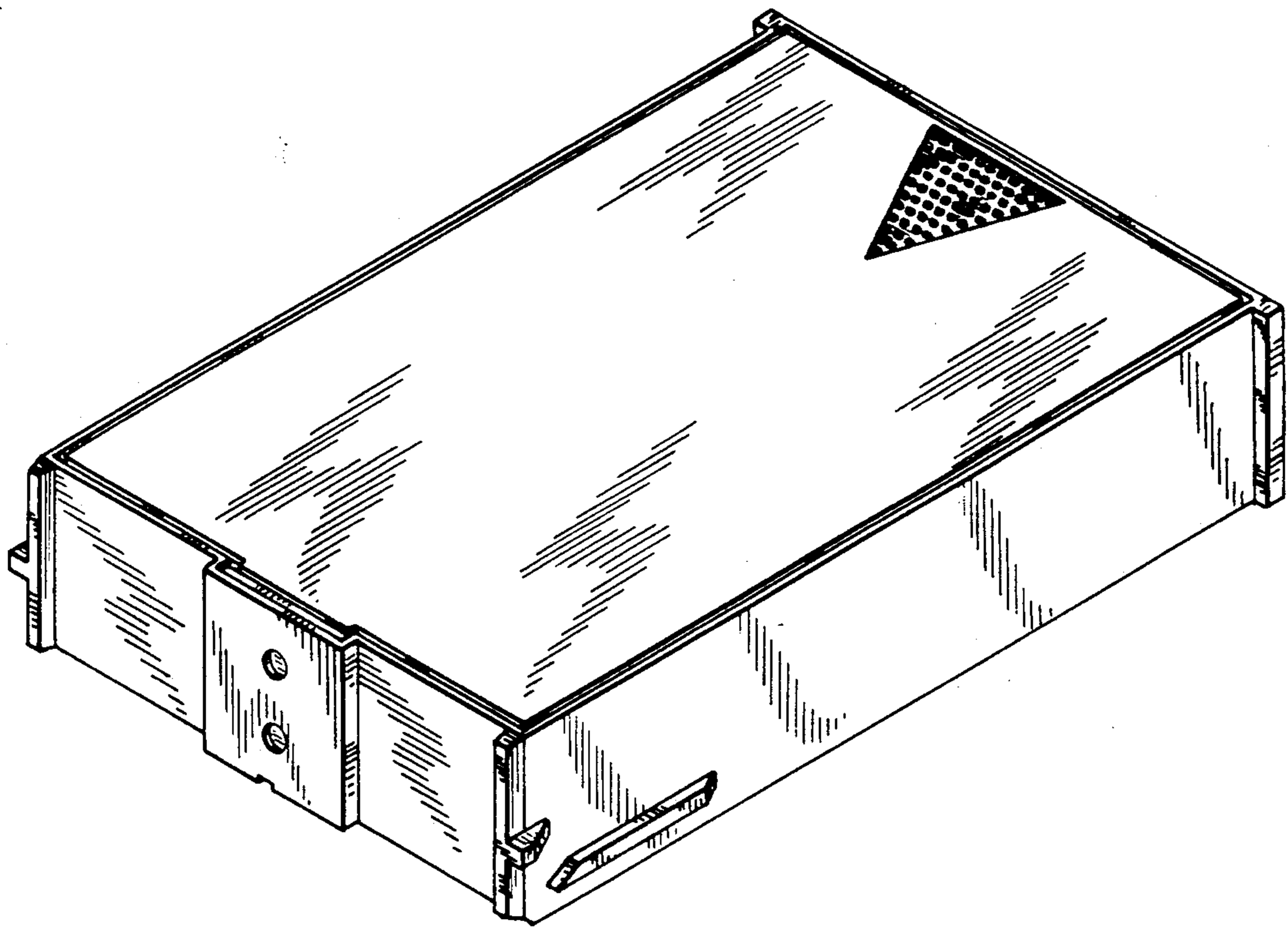


FIG. 3

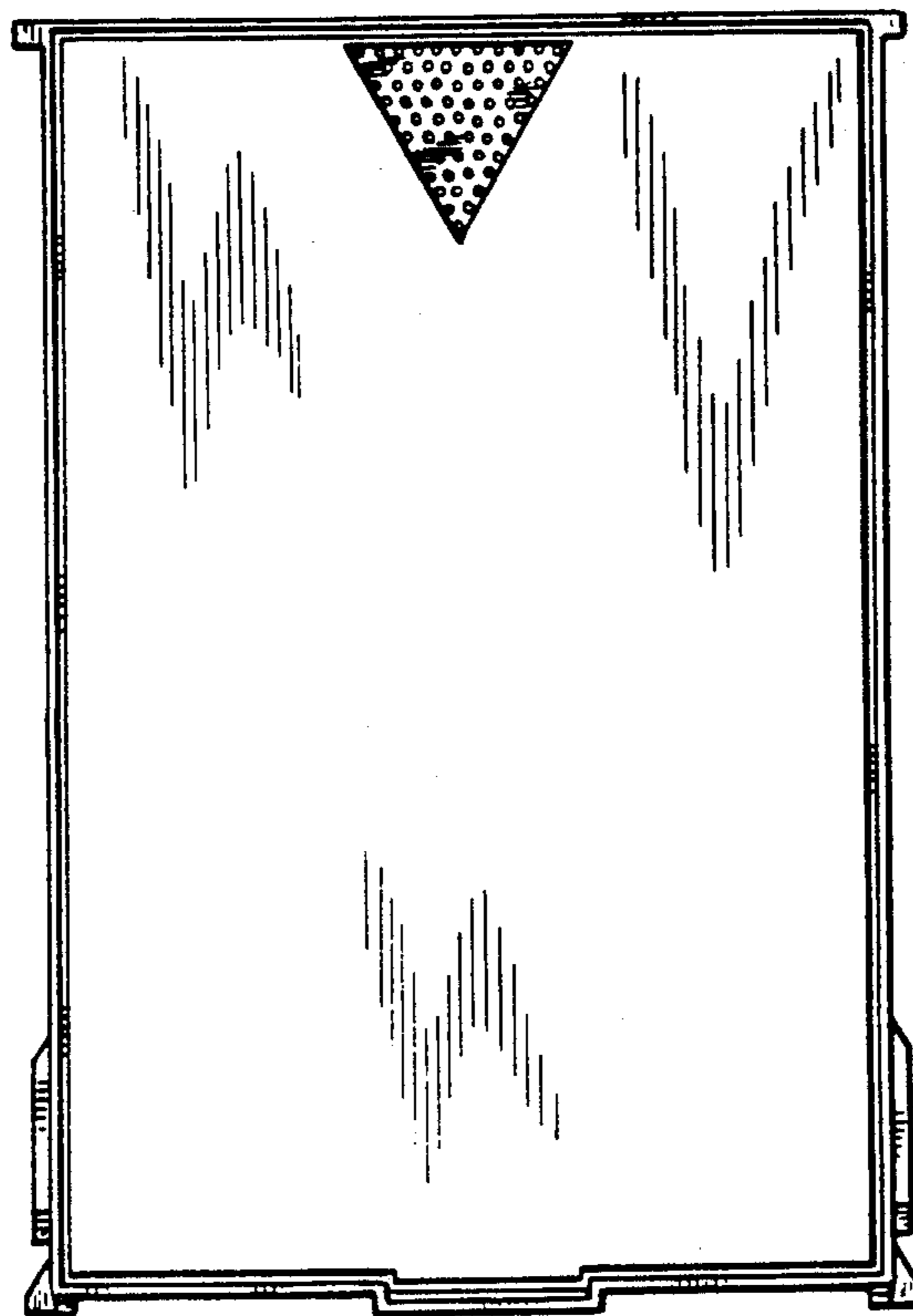


FIG. 2




FIG. 4




FIG. 5

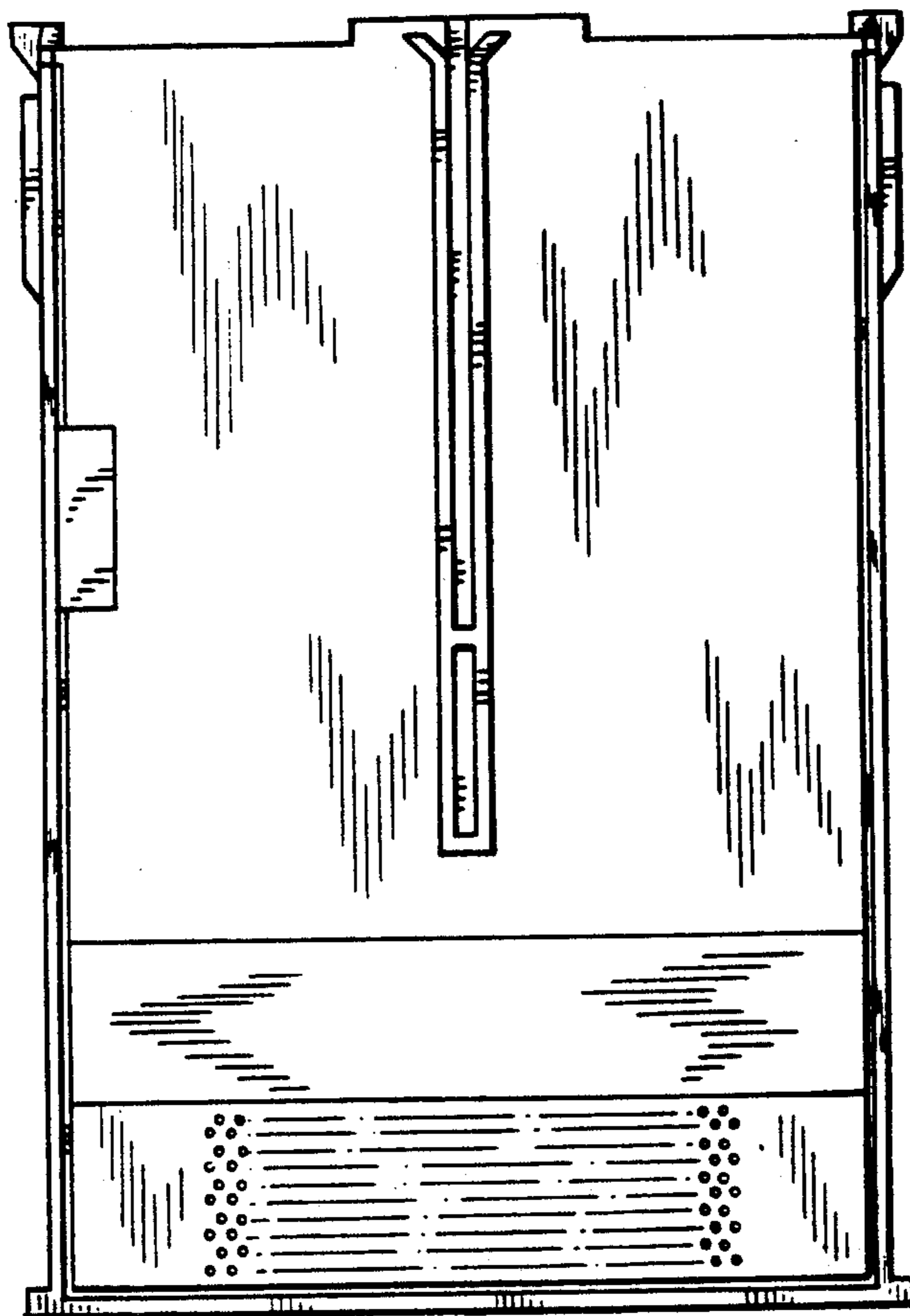


FIG. 6




FIG. 7