



US00D334377S

United States Patent [19]

[11] Patent Number: **Des. 334,377**

Riddles et al.

[45] Date of Patent: **** Mar. 30, 1993**

[54] **CLOSURE SCREEN FOR A COMPANIONWAY OF A BOAT**

*Primary Examiner—Kay H. Chin
Attorney, Agent, or Firm—Glen M. Burdick*

[76] Inventors: **Marilyn S. Riddles; Steven W. Riddles**, both of Rte. 1, Box 59B, Edmond, Okla. 73034

[57] **CLAIM**

The ornamental design for a closure screen for a companionway of a boat, as shown and described.

[**] Term: **14 Years**

DESCRIPTION

[21] Appl. No.: **771,778**

[22] Filed: **Oct. 4, 1991**

[52] U.S. Cl. **D12/317**

[58] Field of Search **D12/317, 318; 114/361, 114/343**

FIG. 1 is a top and front perspective view of a closure screen for a companionway of a boat showing our new design, the closure screen being attached to a sailboat which is shown in broken line for illustrative purposes only and forming no part of the claimed design;

FIG. 2 is a top plan view thereof;

FIG. 3 is a bottom plan view thereof;

FIG. 4 is a front elevational view thereof;

FIG. 5 is a right side elevational view thereof;

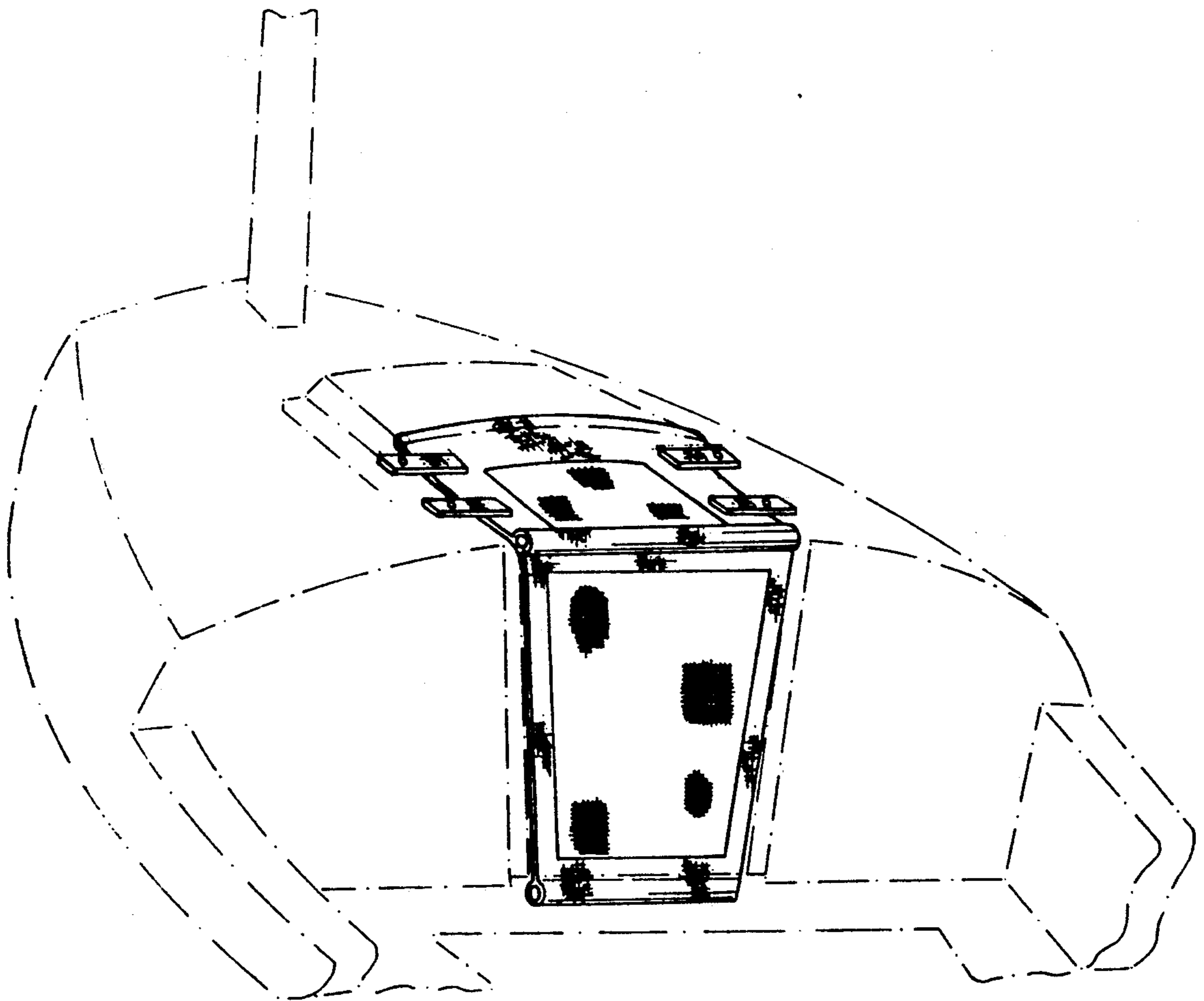
FIG. 6 is a rear elevational view thereof; and,



FIG. 7 is a left side elevational view thereof.

[56] **References Cited**

U.S. PATENT DOCUMENTS

2,889,839	6/1959	Sheridan, Jr.	114/361
4,838,195	6/1989	Carter	114/343
5,092,262	3/1992	Lacy	114/361





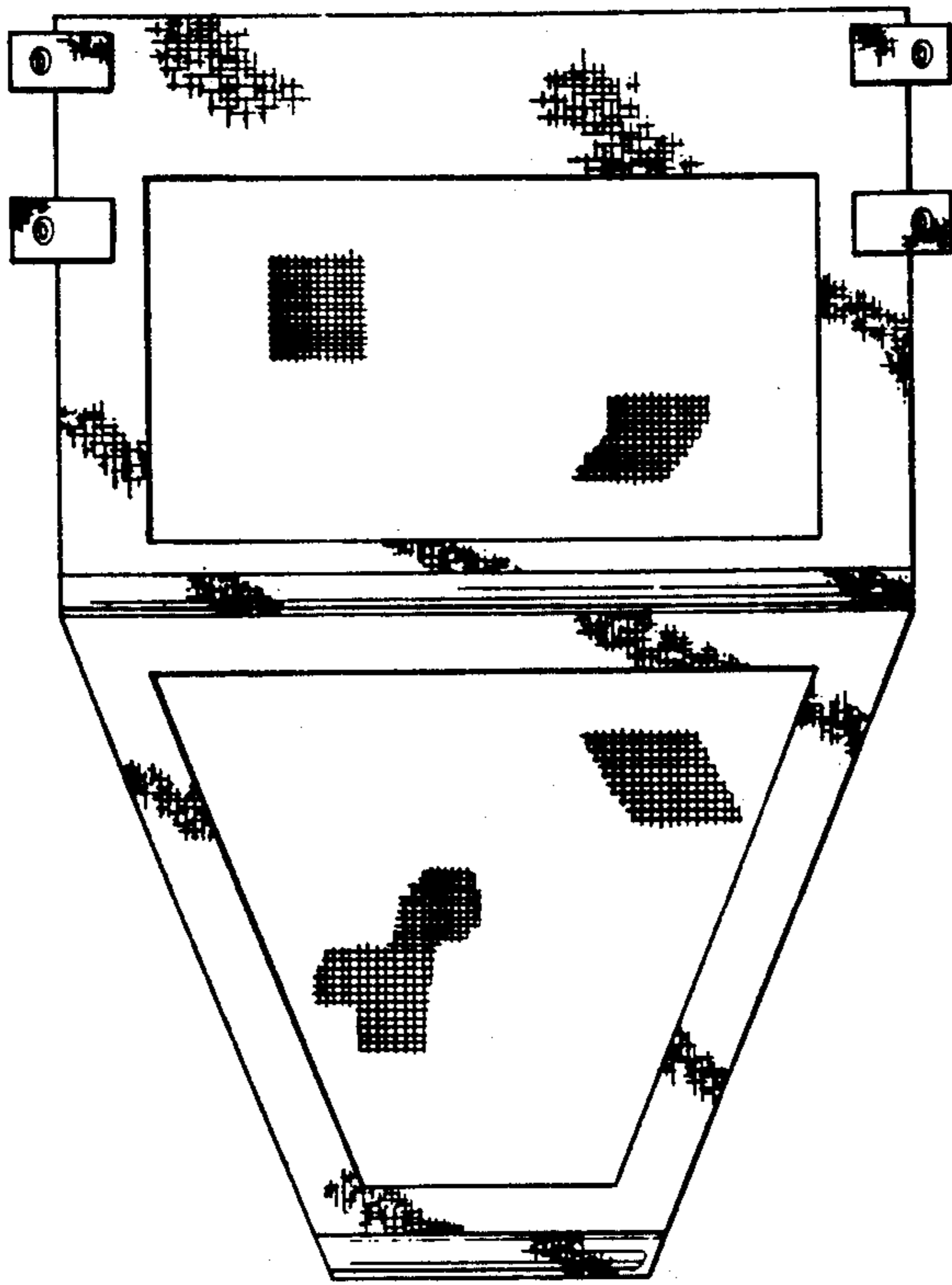


FIG. 4



FIG. 5

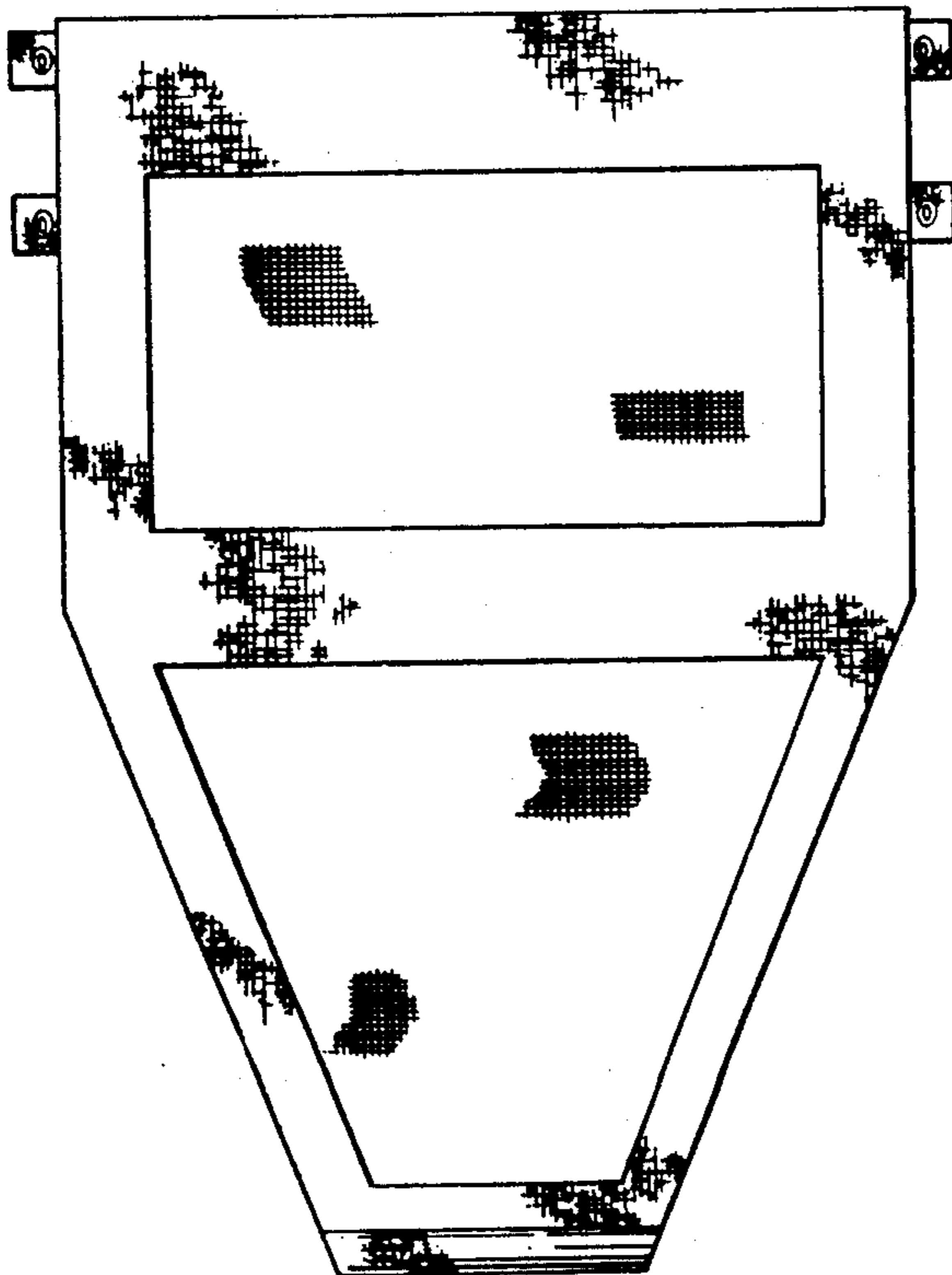


FIG. 6



FIG. 7