



US00D334347S

United States Patent [19]

[11] Patent Number: **Des. 334,347**

White

[45] Date of Patent: **** Mar. 30, 1993**

[54] **DIGITAL POCKET WATCH**

[76] Inventor: **Richard J. White**, 300 Palmcrest Rd., North Syracuse, N.Y. 13212

[**] Term: **14 Years**

[21] Appl. No.: **568,694**

[22] Filed: **Aug. 17, 1990**

[52] U.S. Cl. **D10/37; D10/15; D10/22**

[58] Field of Search **D10/1-40, D10/122-132; 368/82-84, 239-242, 280-282, 276-277, 285**

D. 279,459 7/1985 On D10/31
D. 282,446 2/1986 Gremontpriez D10/40
D. 290,371 6/1987 Slayer D17/99
D. 303,767 10/1989 Baird D10/30

OTHER PUBLICATIONS

Hong Kong Enterprise—Jun. 1990—p. 76—clock at bottom left.

Primary Examiner—Nelson C. Holtje
Attorney, Agent, or Firm—Wall and Roehrig

[57] CLAIM

The ornamental design for a digital pocket watch, as shown and described.


[56] References Cited

U.S. PATENT DOCUMENTS

D. 235,741 7/1975 Friedman D10/37 X
D. 257,003 9/1980 Yamagami D10/37 X
D. 257,004 9/1980 Ohie D10/37 X
D. 270,244 8/1983 McCormick D10/30
D. 274,316 6/1984 Yeung D10/15

DESCRIPTION

FIG. 1 is a front perspective view of a digital pocket watch showing my new design;
FIG. 2 is a front elevational view thereof;
FIG. 3 is a typical side elevational view thereof; and,
FIG. 4 is a rear view of the pocket timepiece of this design.



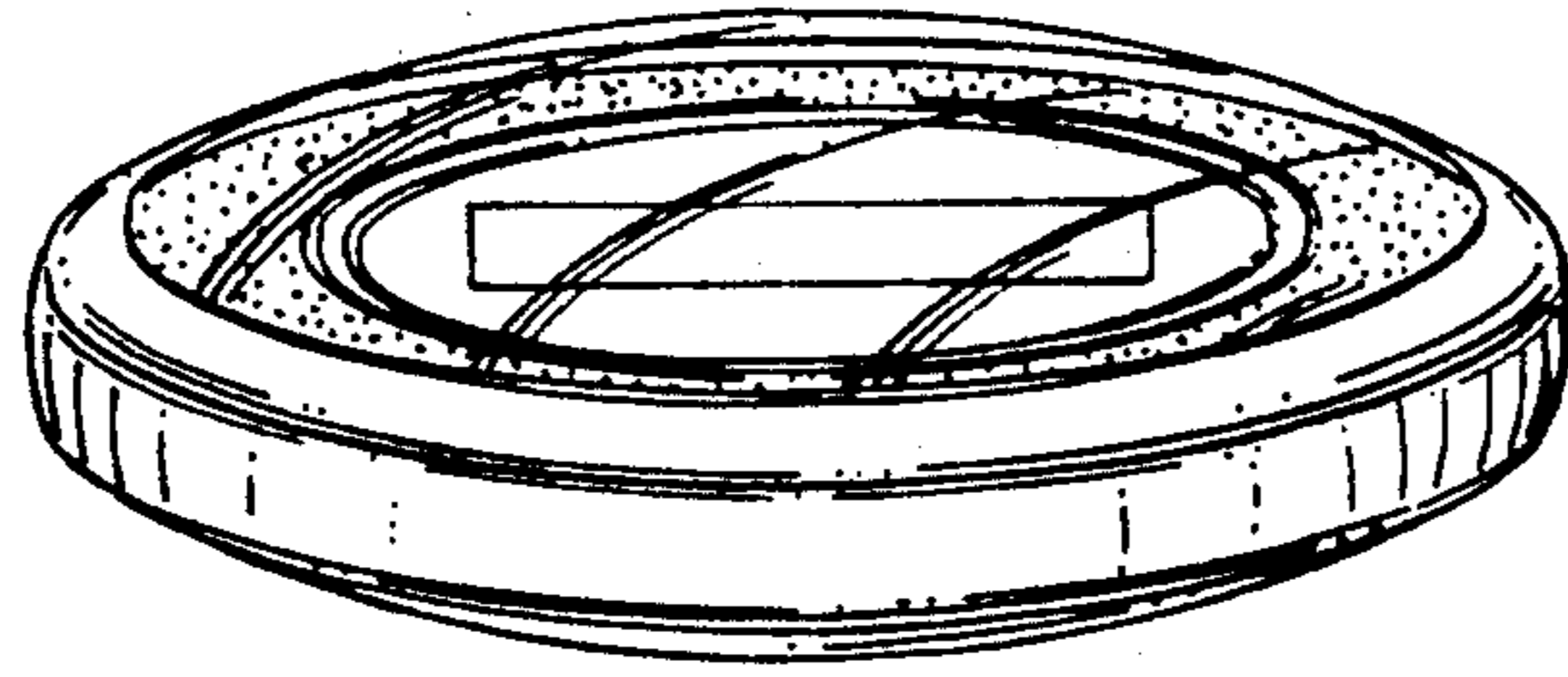


FIG. 1




FIG. 2




FIG. 3




FIG. 4