



US00D334345S

United States Patent [19]

[11] Patent Number: **Des. 334,345**

Wright

[45] Date of Patent: **** Mar. 30, 1993**

[54] BOTTLE

[75] Inventor: **Harold B. Wright, Centerville, Ohio**

[73] Assignee: **Johnson Enterprises, Inc., Rockford, Ill.**

[**] Term: **14 Years**

[21] Appl. No.: **629,362**

[22] Filed: **Dec. 18, 1990**

[52] U.S. Cl. **D9/553; D9/557**

[58] Field of Search **D9/390-399, D9/349-355, 407; 215/1 R, 1 C**

D. 264,942	6/1982	Schieser et al.	D9/401
D. 270,136	8/1983	Cox	D9/350
D. 272,604	2/1984	Cox	D9/391
D. 276,592	12/1984	Cox	D9/349
D. 294,118	2/1988	Papa	D9/390
D. 295,381	4/1988	Papa	D9/392
4,143,784	3/1979	Frahm et al.	215/12 R
4,805,788	2/1989	Akiho	215/1 C

Primary Examiner—Bernard Ansher
Assistant Examiner—Lucy Lieberman
Attorney, Agent, or Firm—Leydig, Voit & Mayer

[56] **References Cited**

U.S. PATENT DOCUMENTS

D. 67,311	5/1925	Schwenck	D9/394
D. 235,624	7/1975	Templin	D9/351
D. 238,754	2/1976	Frahm et al.	D9/355
D. 243,928	4/1977	Frahm et al. .	
D. 244,427	5/1977	Schieser et al.	D9/391
D. 262,267	12/1981	Cox	D9/383
D. 262,521	1/1982	Frahm et al.	D9/394

[57] **CLAIM**

The ornamental design for a bottle, as shown and described.

DESCRIPTION

FIG. 1 is a front elevation of a bottle showing my new design, the rear and side elevations being the same; FIG. 2 is a top plan view; FIG. 3 is a bottom plan view; and, FIG. 4 is an enlarged cross-section taken in the direction of the arrows on the line 4—4 of FIG. 1.

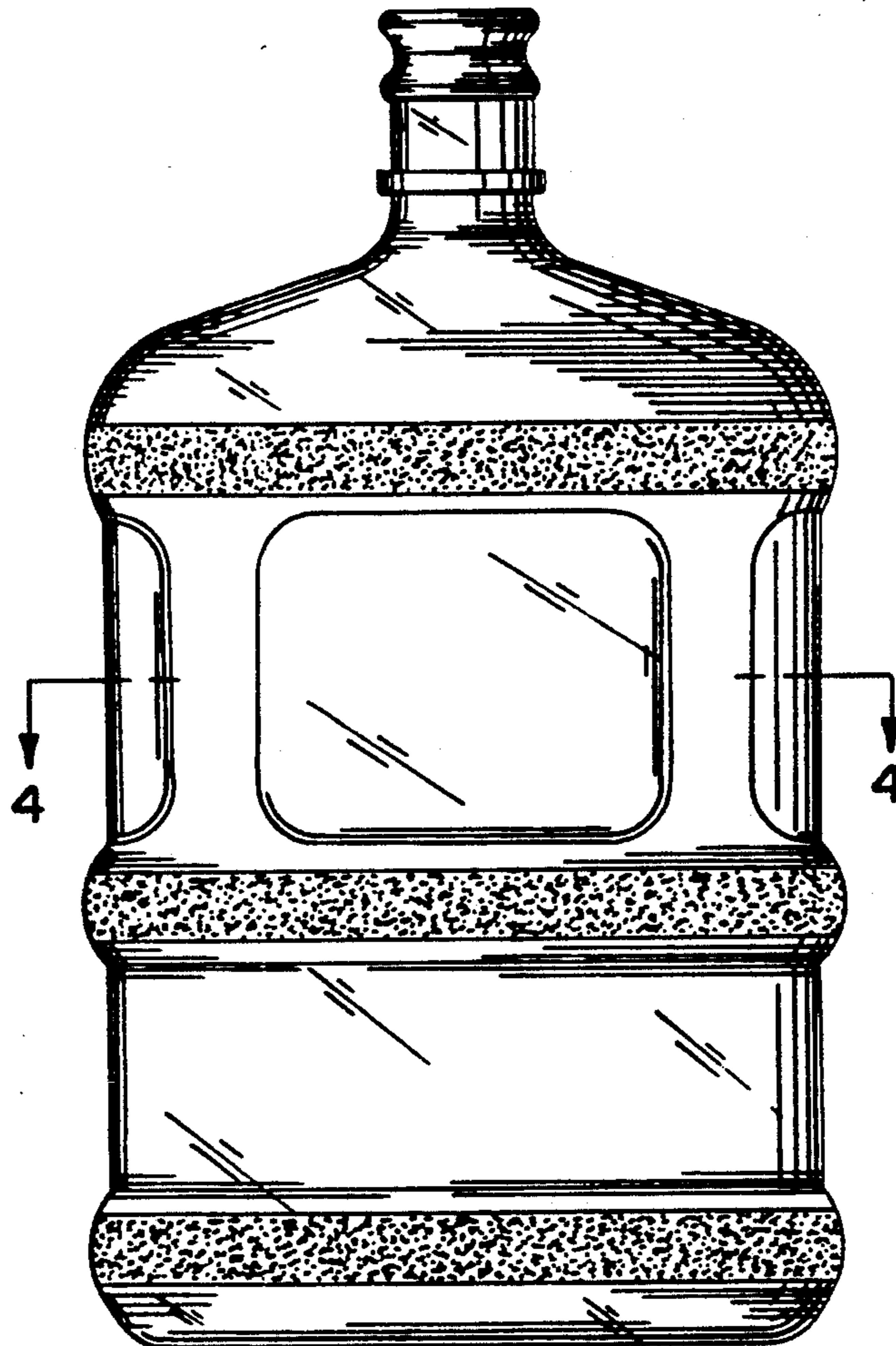


FIG. 1

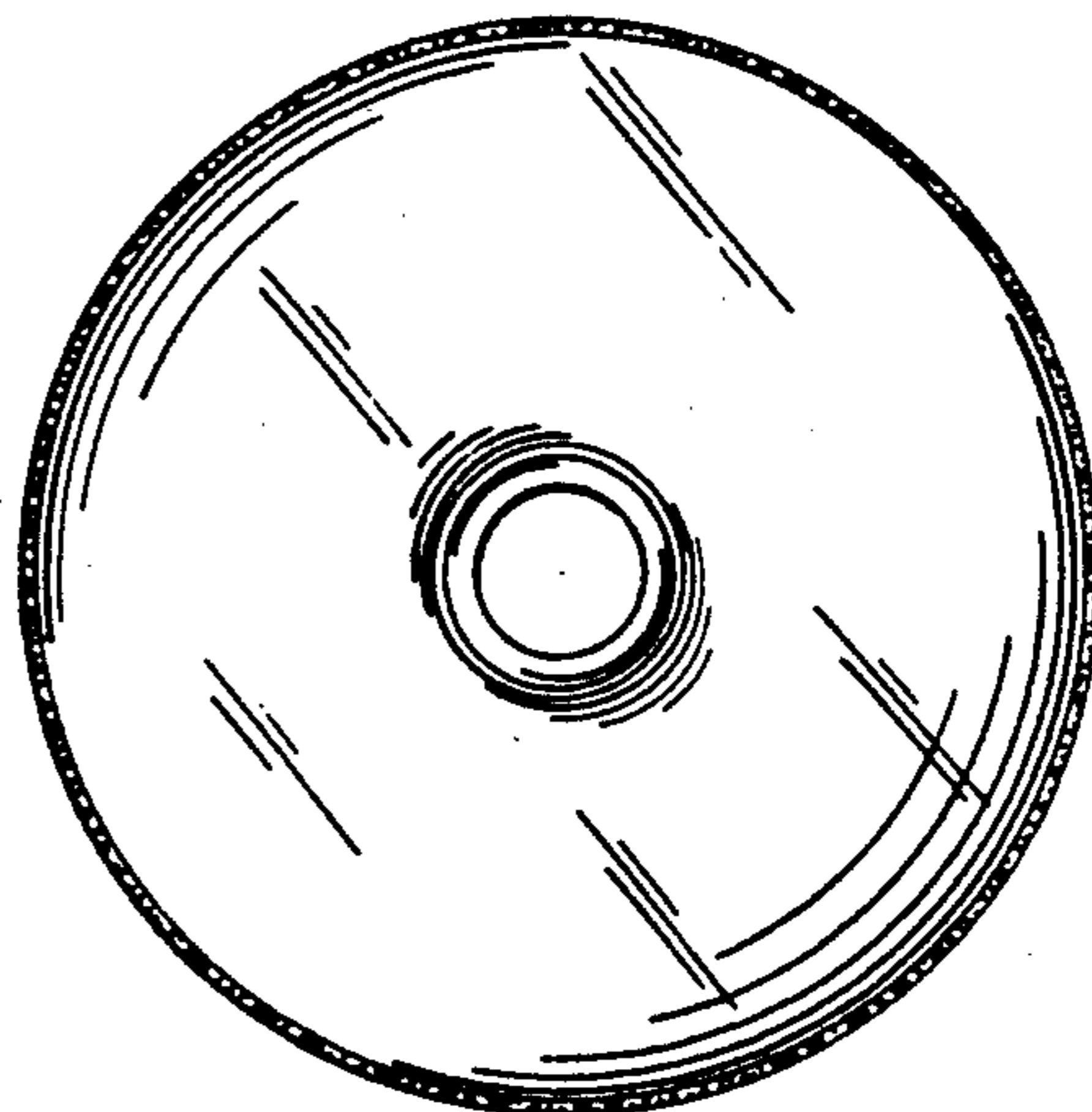
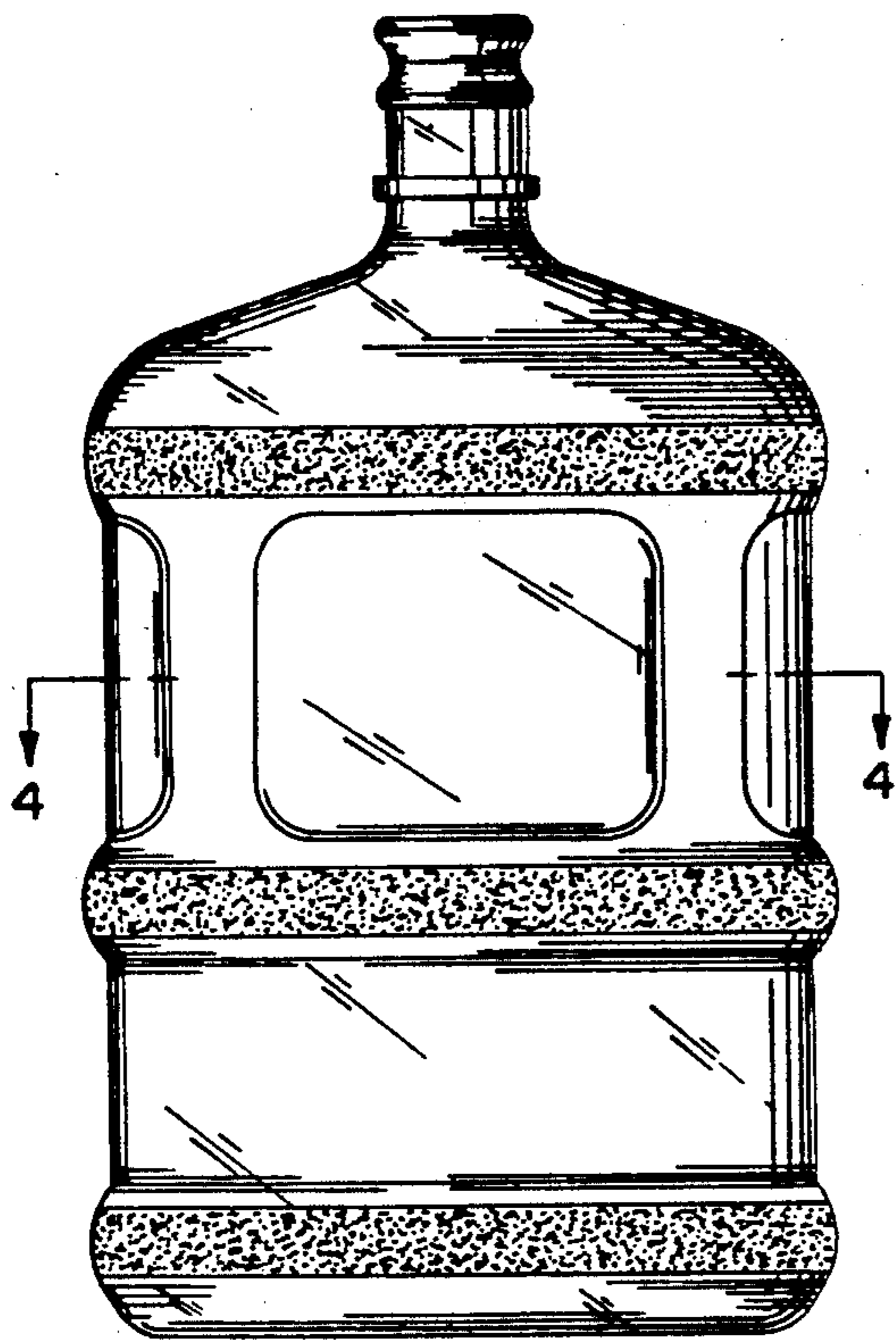


FIG. 2

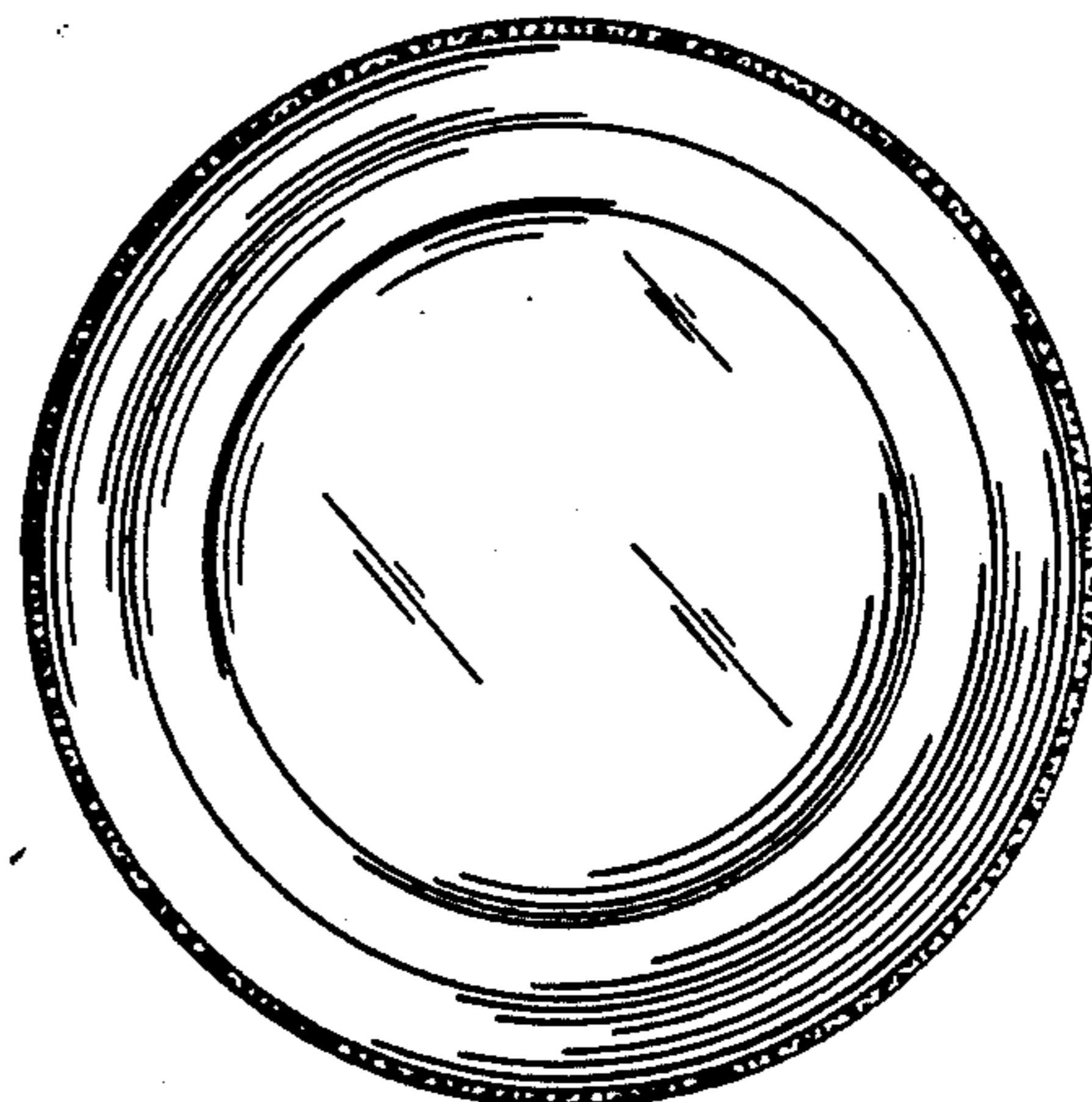


FIG. 3




FIG. 4