



US00D334332S

United States Patent [19]
Massey

[11] **Patent Number: Des. 334,332**
[45] **Date of Patent: ** Mar. 30, 1993**

[54] **TOOL HANDLE**
[76] **Inventor: Herbert W. J. Massey, 124 B Grace Road, Tauranga, New Zealand**

[**] **Term: 14 Years**
[21] **Appl. No.: 384,522**
[22] **Filed: Jul. 25, 1989**

[30] **Foreign Application Priority Data**
Jan. 25, 1989 [NZ] New Zealand 22398
[52] **U.S. Cl. D8/107; D8/310; D8/312**
[58] **Field of Search D8/107, 47, 310, 312; 81/489; 7/167; 30/366, 167, 168; D3/12; 16/121**

[56] **References Cited**
U.S. PATENT DOCUMENTS
D. 132,606 6/1942 Schlage D8/312
D. 292,642 11/1987 Selig D3/12

615,055 11/1898 Woods D3/12
2,908,155 10/1959 Schumann 16/121


OTHER PUBLICATIONS

The Ironmonger Cat.; ©1980; p. 65; Handle (center).
Primary Examiner—B. J. Bullock
Attorney, Agent, or Firm—Wegner, Cantor, Mueller & Player

[57] **CLAIM**
The ornamental design for a tool handle, as shown and described.

DESCRIPTION

FIG. 1 is a top plan view of a tool handle showing my new design;
FIG. 2 is bottom plan view thereof;
FIG. 3 is a side elevational view thereof, all sides being identical;
FIG. 4 is a top and side perspective view thereof; and,
FIG. 5 is a bottom and side perspective view thereof.



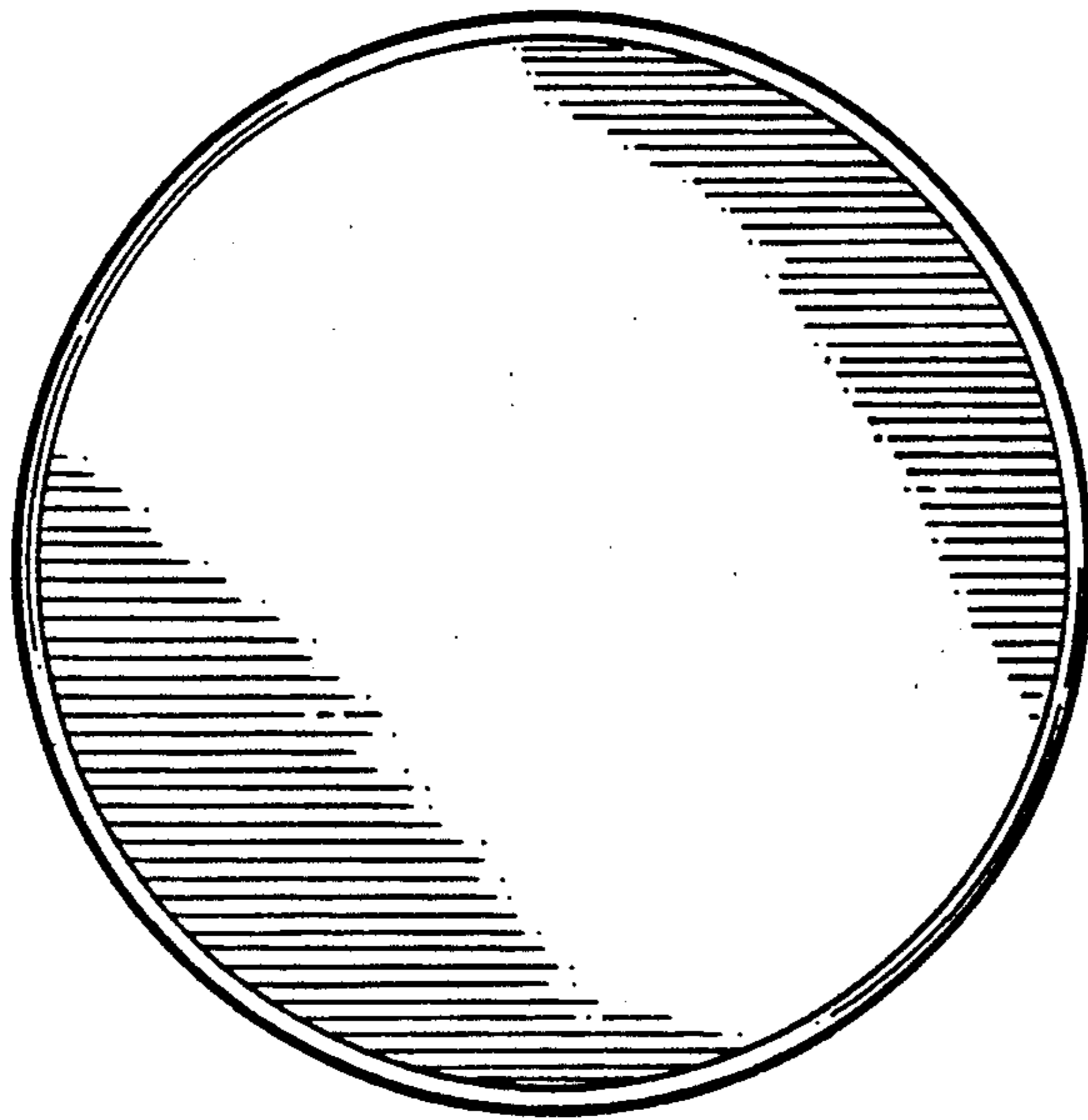


FIGURE 1

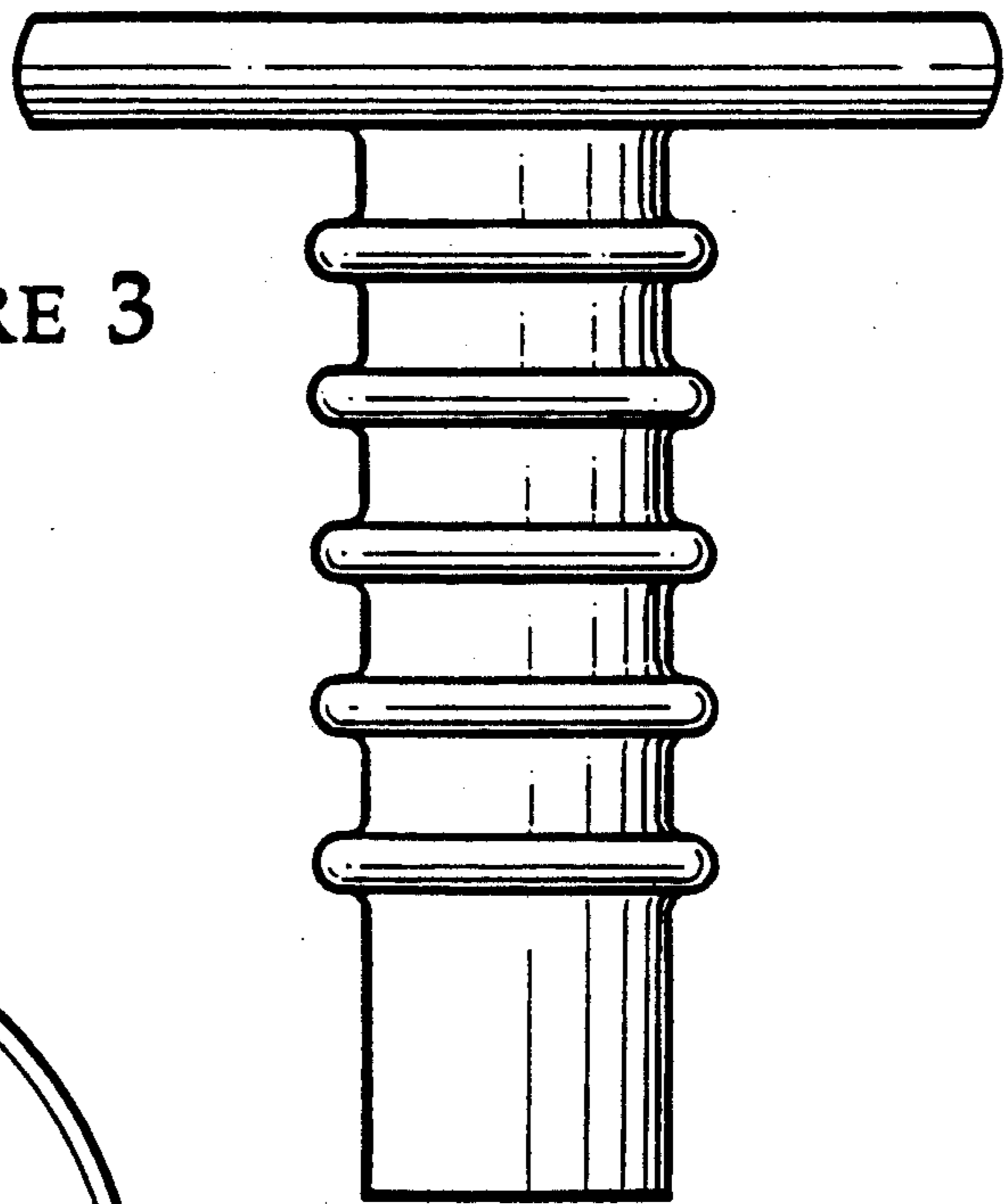


FIGURE 3

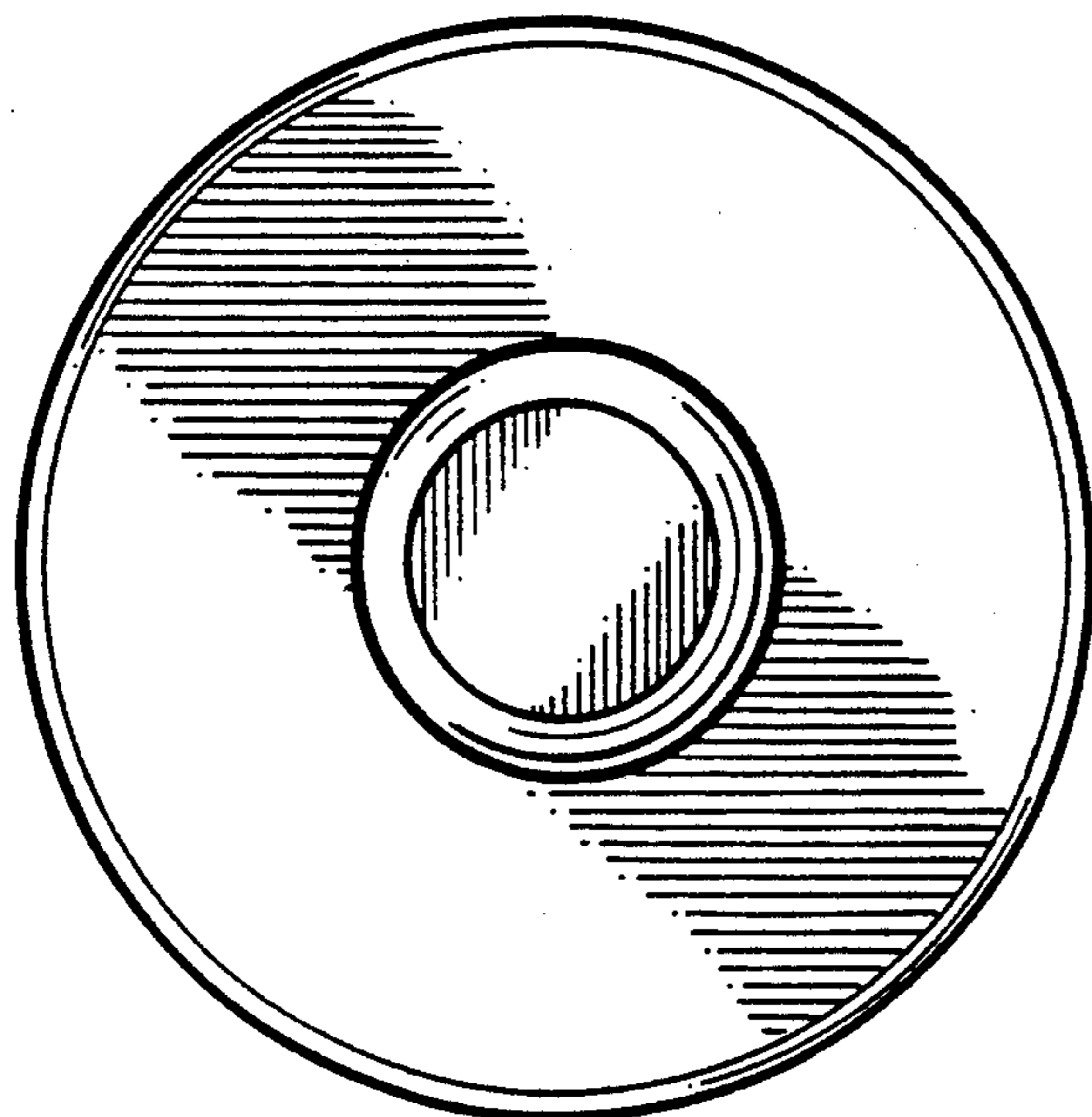


FIGURE 2




FIGURE 4




FIGURE 5