



US00D334323S

# United States Patent [19]

[11] Patent Number: **Des. 334,323**

**Rohrbeck**

[45] Date of Patent: **\*\* Mar. 30, 1993**

[54] **TRAY**  
[75] Inventor: **Frank W. Rohrbeck, Chicago, Ill.**

D. 280,600 9/1985 Earl ..... D9/428 X  
D. 293,995 2/1988 Shin ..... D7/354 X  
D. 312,025 11/1990 Antoni et al. .... D9/429 X

[73] Assignee: **Reynolds Metals Company, Richmond, Va.**

*Primary Examiner*—Alan P. Douglas  
*Assistant Examiner*—M. N. Pandozzi  
*Attorney, Agent, or Firm*—Alan T. McDonald

[\*\*] Term: **14 Years**

### [57] CLAIM

[21] Appl. No.: **536,267**

The ornamental design for a tray, as shown and described.

[22] Filed: **Jun. 11, 1990**

[52] U.S. Cl. .... **D7/552; D7/553; D7/429**

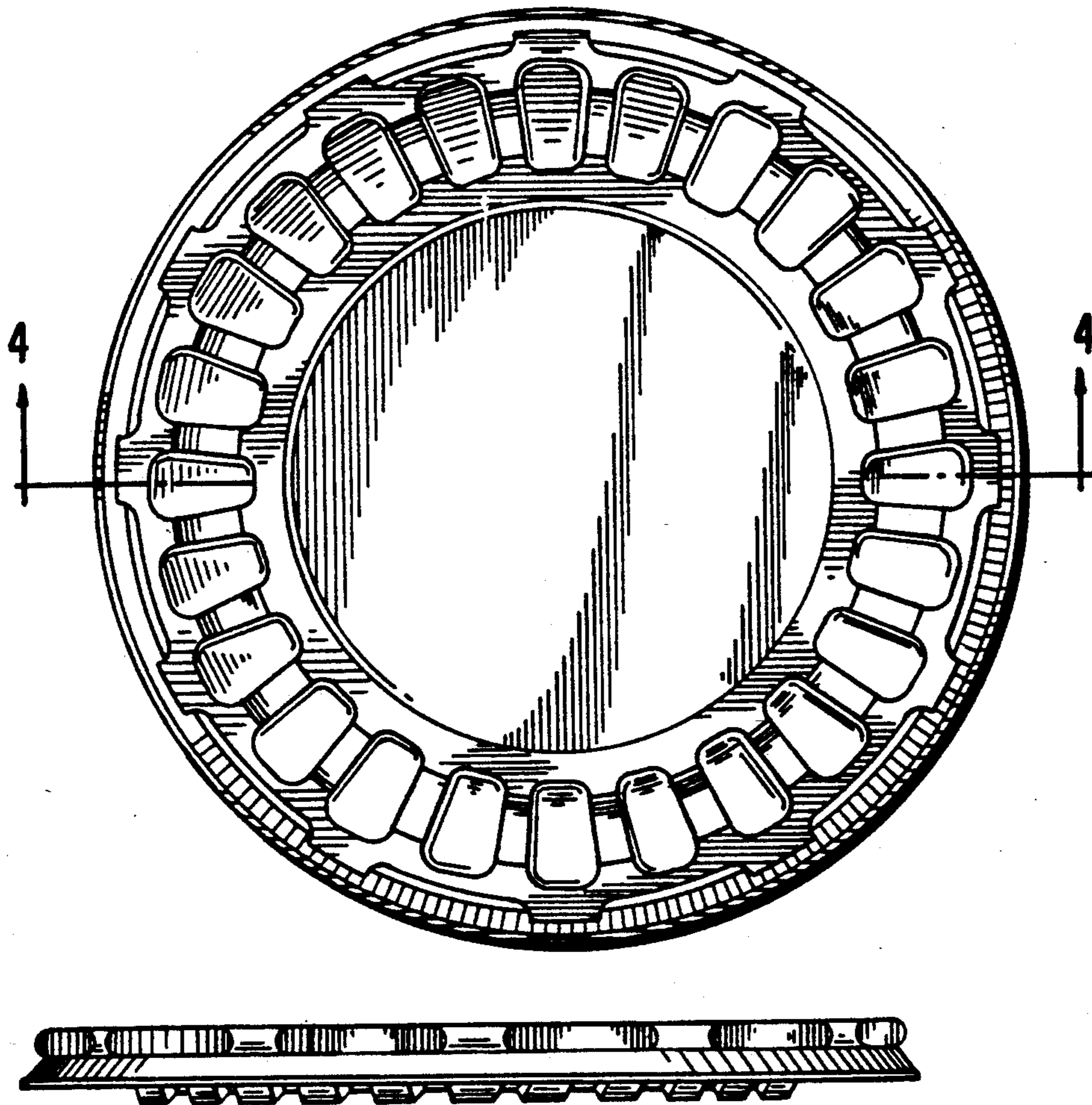
### DESCRIPTION

[58] Field of Search ..... **D7/553, 550, 554, 553, D7/561, 562, 552, 602, 608; 206/564, 357; 220/575, 556, 574; 294/172; D9/428, 429**

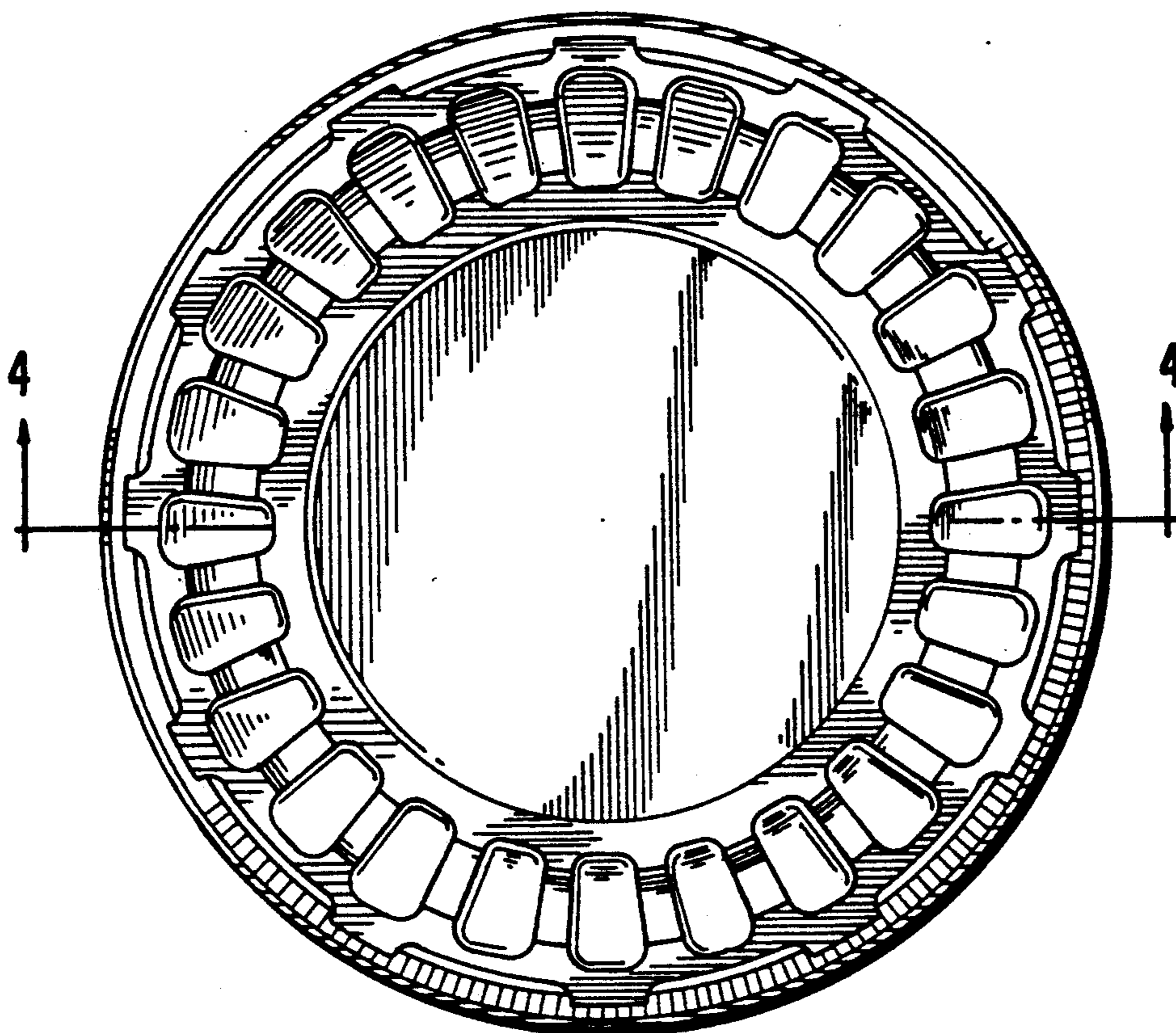
FIG. 1 is a top plan view of a tray showing my new design;  
FIG. 2 is a front elevational view, the rear, left and right side elevational views being identical thereto;  
FIG. 3 is a bottom plan view thereof;  
FIG. 4 is a cross-sectional view thereof, taken along lines 4—4 of FIG. 1; and,  
FIG. 5 is a top plan view of a tray showing a second embodiment of my new design, in which the views not shown herein would derive from FIGS. 2-4.

### [56] References Cited U.S. PATENT DOCUMENTS

- D. 104,168 4/1937 Mackelfresh, Jr. .... 280/574
- D. 188,127 6/1960 Libera ..... D9/429
- D. 225,364 12/1972 Antoni ..... D7/1
- D. 227,751 7/1973 Gardner ..... D9/185



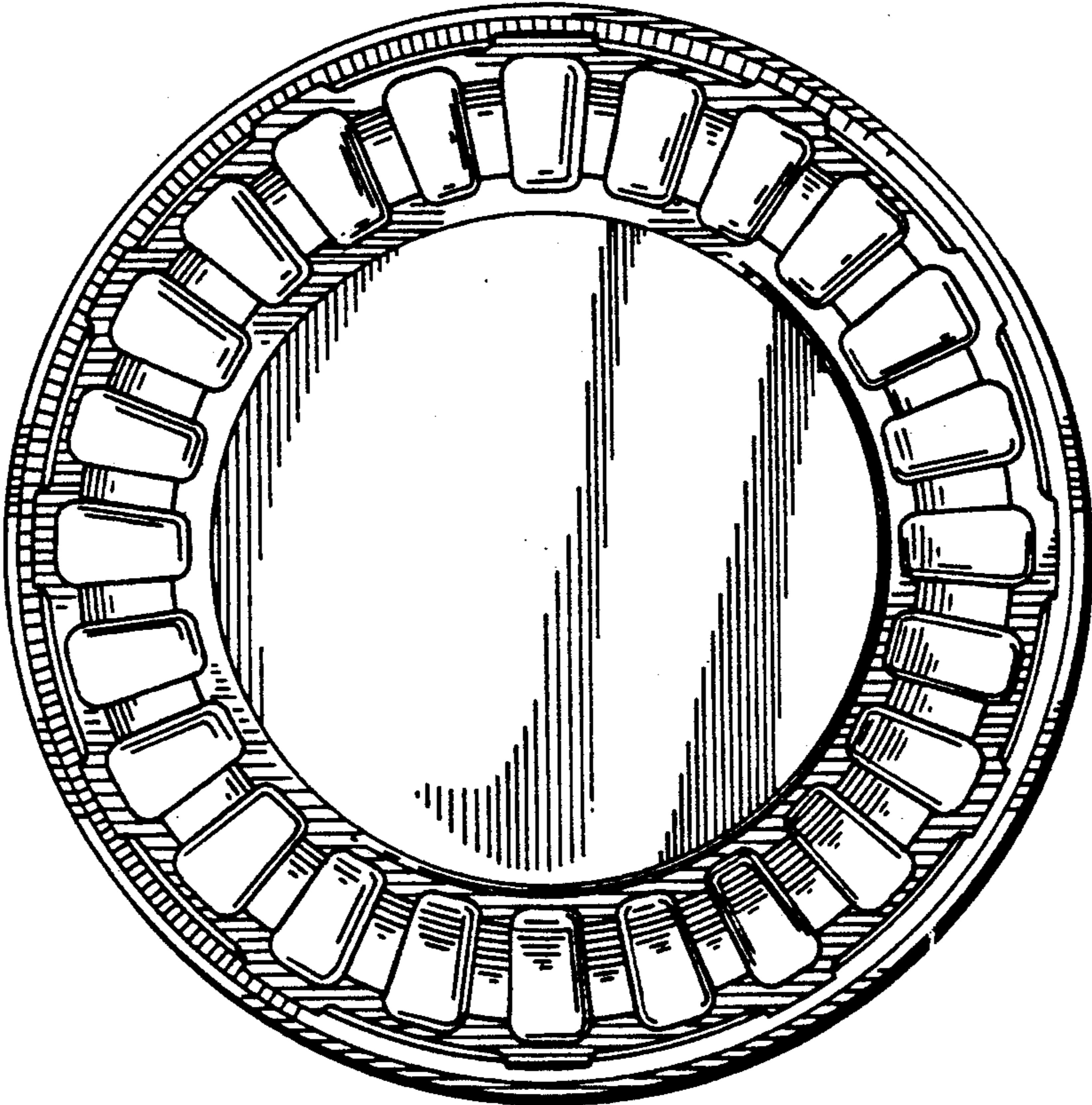
**FIG. 1**



**FIG. 2**



**FIG. 3**



**FIG. 4**



*FIG. 5*

