



US00D334311S

United States Patent [19]

Sandy

[11] Patent Number: **Des. 334,311**

[45] Date of Patent: **** Mar. 30, 1993**

[54] **MERCHANDISE DISPLAY RACK**

[76] Inventor: **Hal D. Sandy, 4937 Glendale Rd., Shawnee Mission, Kans. 66205**

[**] Term: **14 Years**

[21] Appl. No.: **667,089**

[22] Filed: **Mar. 11, 1991**

[52] U.S. Cl. **D6/467; D6/449**

[58] Field of Search **D6/396, 407, 408, 449, D6/466-468, 475, 476, 473, 474; 211/13, 90, 45, 40, 41; 108/59, 92, 109**

D. 268,464	4/1983	Sandy .
D. 275,536	9/1984	Sandy .
D. 278,671	5/1985	Sandy .
D. 282,225	1/1986	Sandy .
2,345,228	3/1944	Babineau 211/45

Primary Examiner—Alan P. Douglas
Assistant Examiner—Jeffrey Asch
Attorney, Agent, or Firm—Shook, Hardy & Bacon

[57] CLAIM

The ornamental design for a merchandise display rack, as shown and described.

DESCRIPTION

FIG. 1 is a perspective view of a merchandise display rack showing my new design; FIG. 2 is a front elevational view thereof; FIG. 3 is a top plan view thereof; FIG. 4 is a rear elevational view thereof; FIG. 5 is a bottom plan view thereof; and, FIG. 6 is a right side elevational view, the opposite side being a mirror image thereof.

[56] References Cited

U.S. PATENT DOCUMENTS

D. 94,924	3/1935	Ritchie	D6/463
D. 103,763	1/1937	Lang .	
D. 130,853	5/1941	Russell .	
D. 162,550	11/1950	Levin .	
D. 227,068	6/1973	Sandy .	
D. 262,082	12/1981	Sandy .	

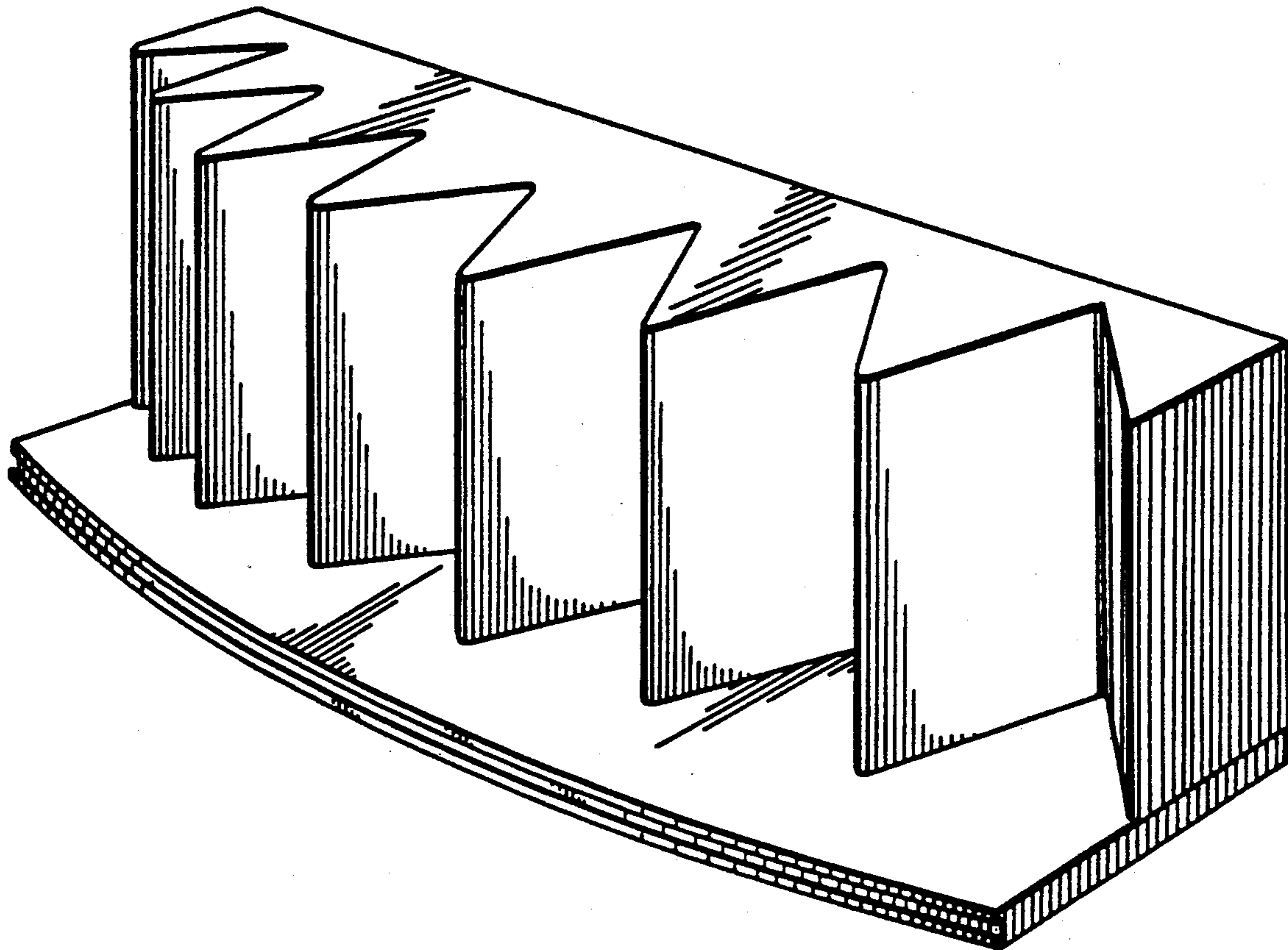


Fig. 1.




Fig. 2.

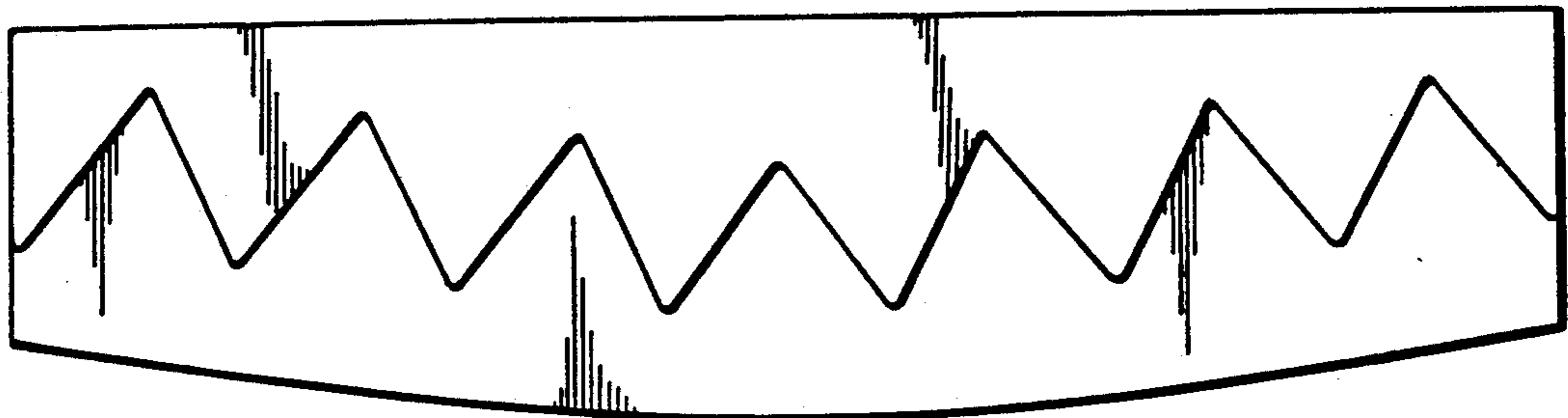
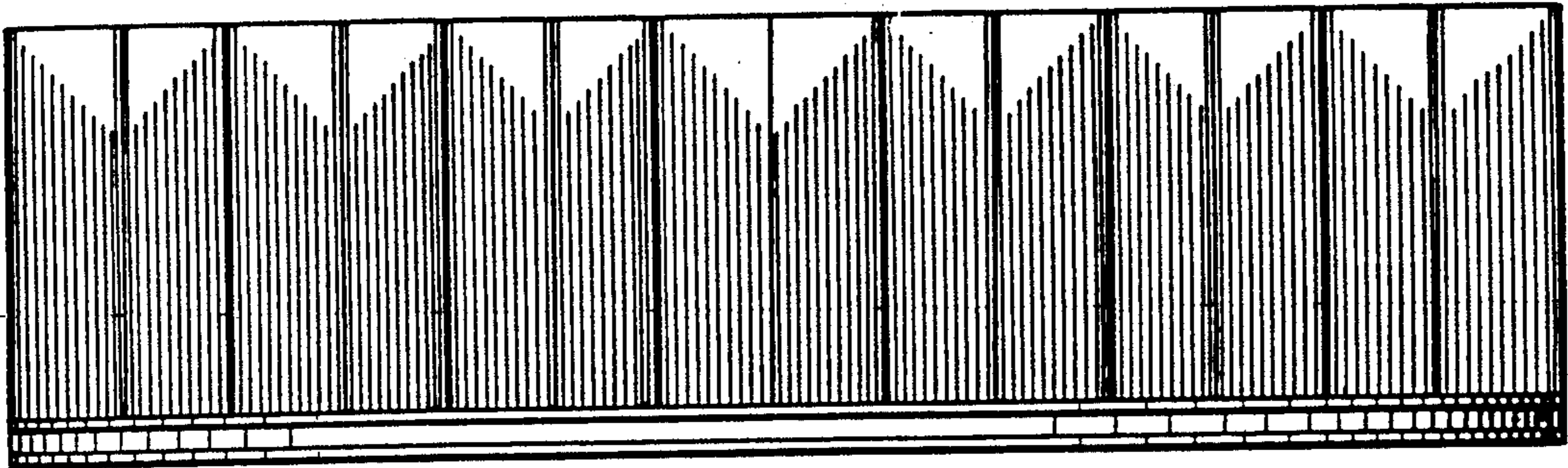


Fig. 3.

Fig. 4.

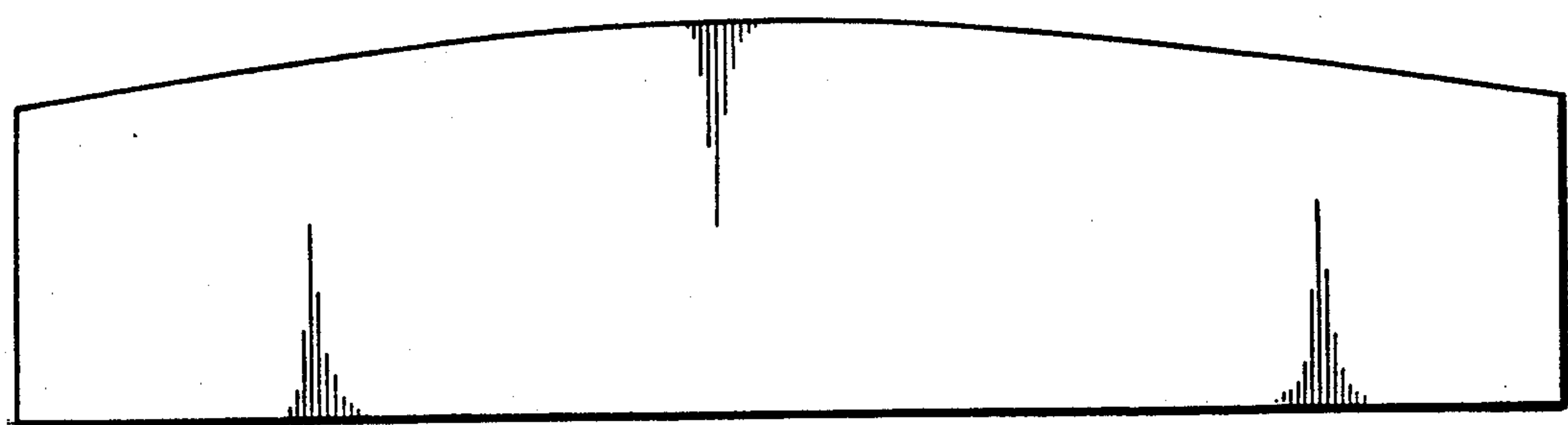
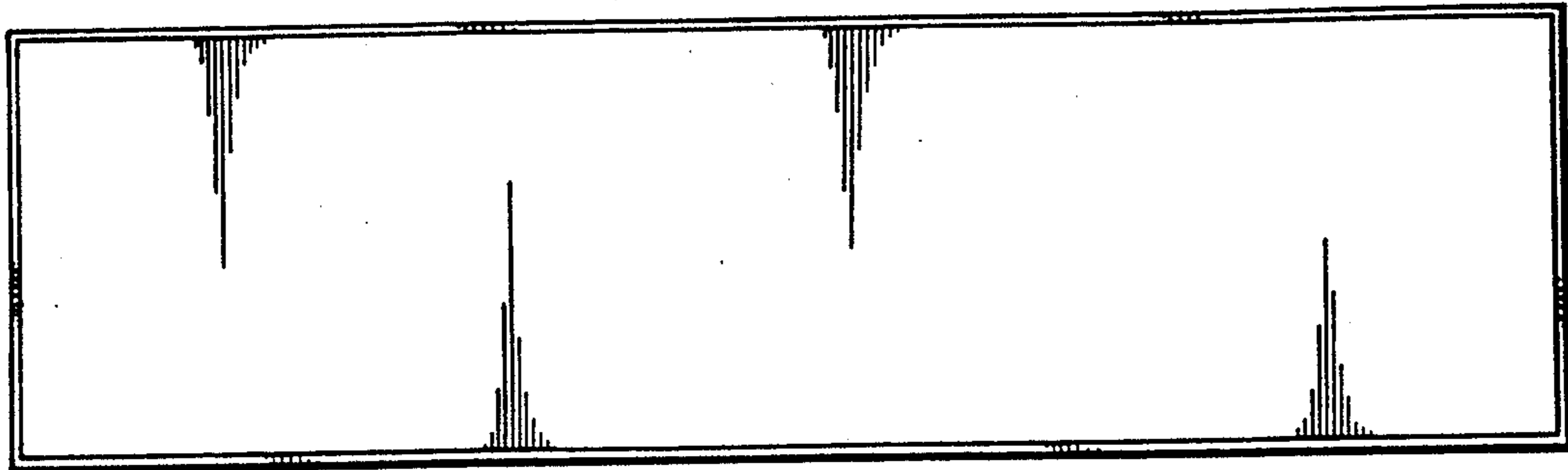


Fig. 5.

Fig. 6.

