



US00D334309S

United States Patent [19]

[11] Patent Number: **Des. 334,309**

Stricker

[45] Date of Patent: **** Mar. 30, 1993**

[54] **SHELVING UNIT**

D. 300,365 3/1989 Wallick, Jr. et al. D25/64
3,170,418 2/1965 Gruenstein D11/186 X

[76] Inventor: **Margie E. Stricker, Rte. 1, Box 90,
Midway Rd., Barnesville, Ga. 30204**

OTHER PUBLICATIONS

Visual Merchandising & Store Design, Feb. 1988, p.
303, bottom left of page.

[**] Term: **14 Years**

Primary Examiner—Alan P. Douglas
Assistant Examiner—Jeffrey Asch
Attorney, Agent, or Firm—Terry M. Gernstein

[21] Appl. No.: **507,065**

[22] Filed: **Apr. 4, 1990**

[52] U.S. Cl. **D6/474; D6/449**

[58] Field of Search **D6/396, 397, 449, 473,
D6/474, 468, 477-479; D25/62, 64; 108/91, 92,
108, 111; 211/149, 198, 187, 188**

[57] **CLAIM**

The ornamental design for a shelving unit, as shown and
described.


[56] **References Cited**

DESCRIPTION

U.S. PATENT DOCUMENTS

D. 109,291	4/1938	Beyrle	D6/473
D. 138,159	6/1944	Kramer	D6/397
D. 238,607	1/1976	Gannon	D25/62 X
D. 244,093	4/1977	Gannon	D25/64
D. 259,007	4/1981	Schuckenbrock	D6/474
D. 259,530	6/1981	Korzon	D6/474 X
D. 295,809	5/1988	Green	D6/468
D. 299,797	2/1989	Walter	D6/479

FIG. 1 is a perspective view of a shelving unit showing
my new design;
FIG. 2 is a side elevational view, the opposite side being
a mirror image thereof;
FIG. 3 is an end elevational view, the opposite end
being a mirror image thereof; and,
FIG. 4 is a top plan view thereof.
FIGS. 2-4 have been shown on an enlarged scale with
respect to FIG. 1.






FIG. 1

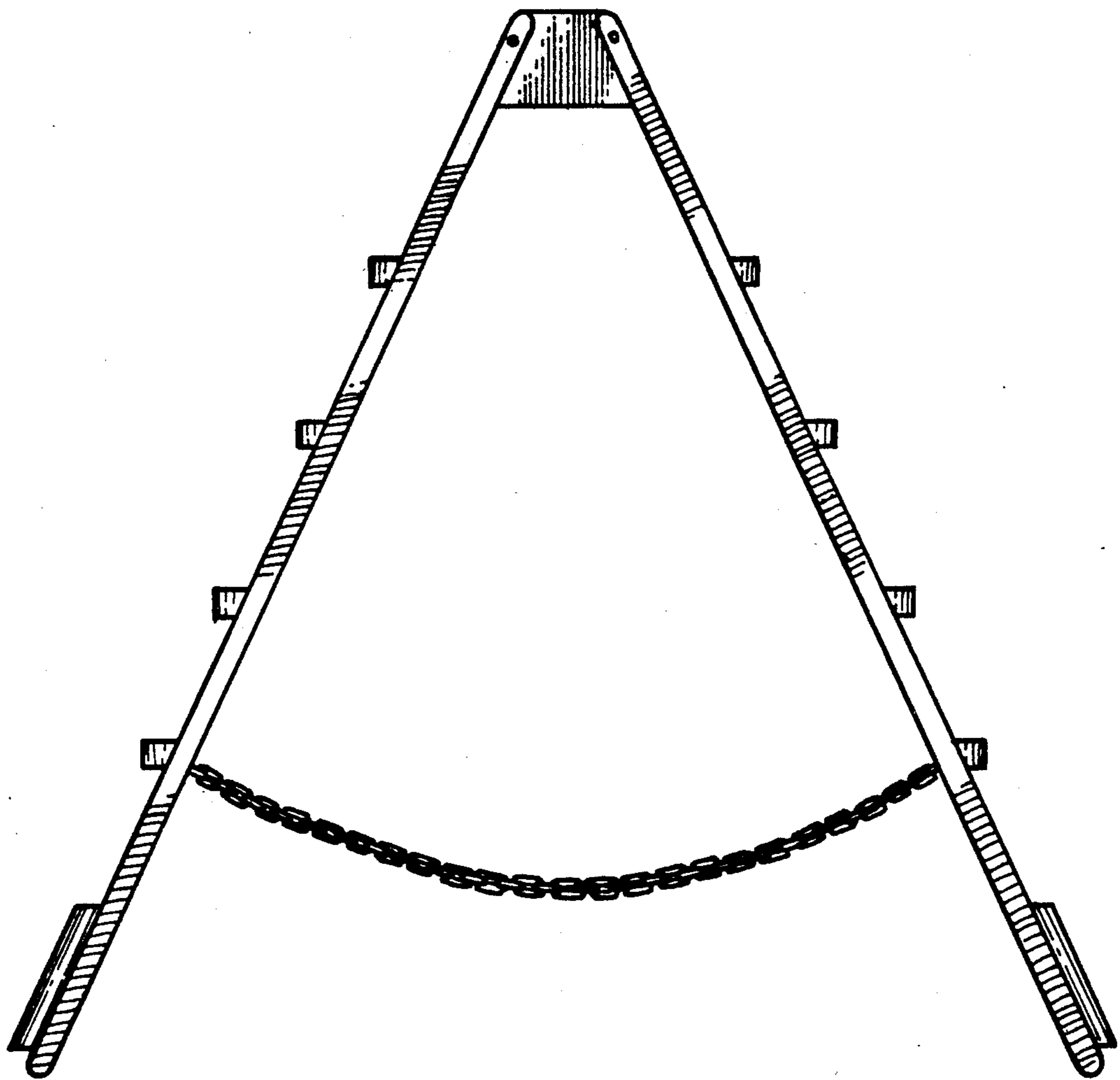


FIG. 2

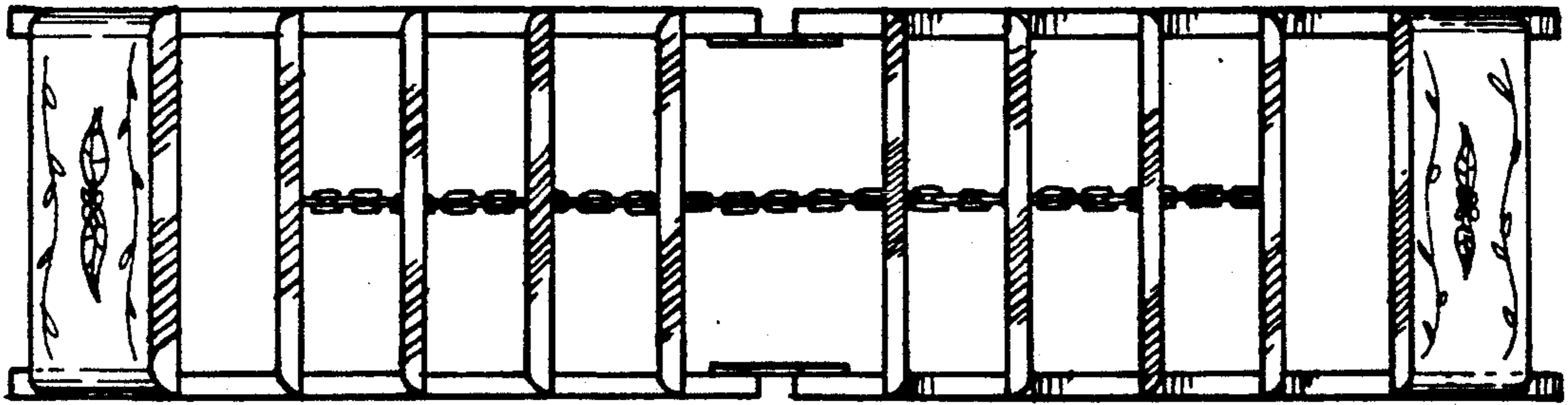


FIG. 4

FIG. 3

