



US00D334289S

United States Patent [19]

[11] Patent Number: **Des. 334,289**

Rubin

[45] Date of Patent: **** Mar. 30, 1993**

[54] BRUSH HANDLE

[75] Inventor: **Gerald J. Rubin, El Paso, Tex.**

[73] Assignee: **Helen of Troy Corporation, El Paso, Tex.**

[**] Term: **14 Years**

[21] Appl. No.: **472,479**

[22] Filed: **Jan. 30, 1990**

[52] U.S. Cl. **D4/138**

[58] Field of Search **D4/127-128, D4/131-134, 136, 138, 199; D8/DIG. 7-DIG. 8; D28/7; 15/143 R, 159 R, 159 A, 160, 167.1**

[56] **References Cited**

U.S. PATENT DOCUMENTS

D. 16,100	5/1885	Thurber	D4/134
D. 190,067	4/1961	Reedy	D28/7
D. 249,401	9/1978	Glasberg	D4/128
D. 250,069	10/1978	Wachtel	D4/128
D. 306,522	3/1990	Stiller	D4/104

FOREIGN PATENT DOCUMENTS

1005685	4/1952	France	15/167.1
---------	--------	--------	-------	----------

OTHER PUBLICATIONS

Hong Kong Household, Aug. 1985, Brush Handles—Items 388, 391, 392, and CT387, p. 15.

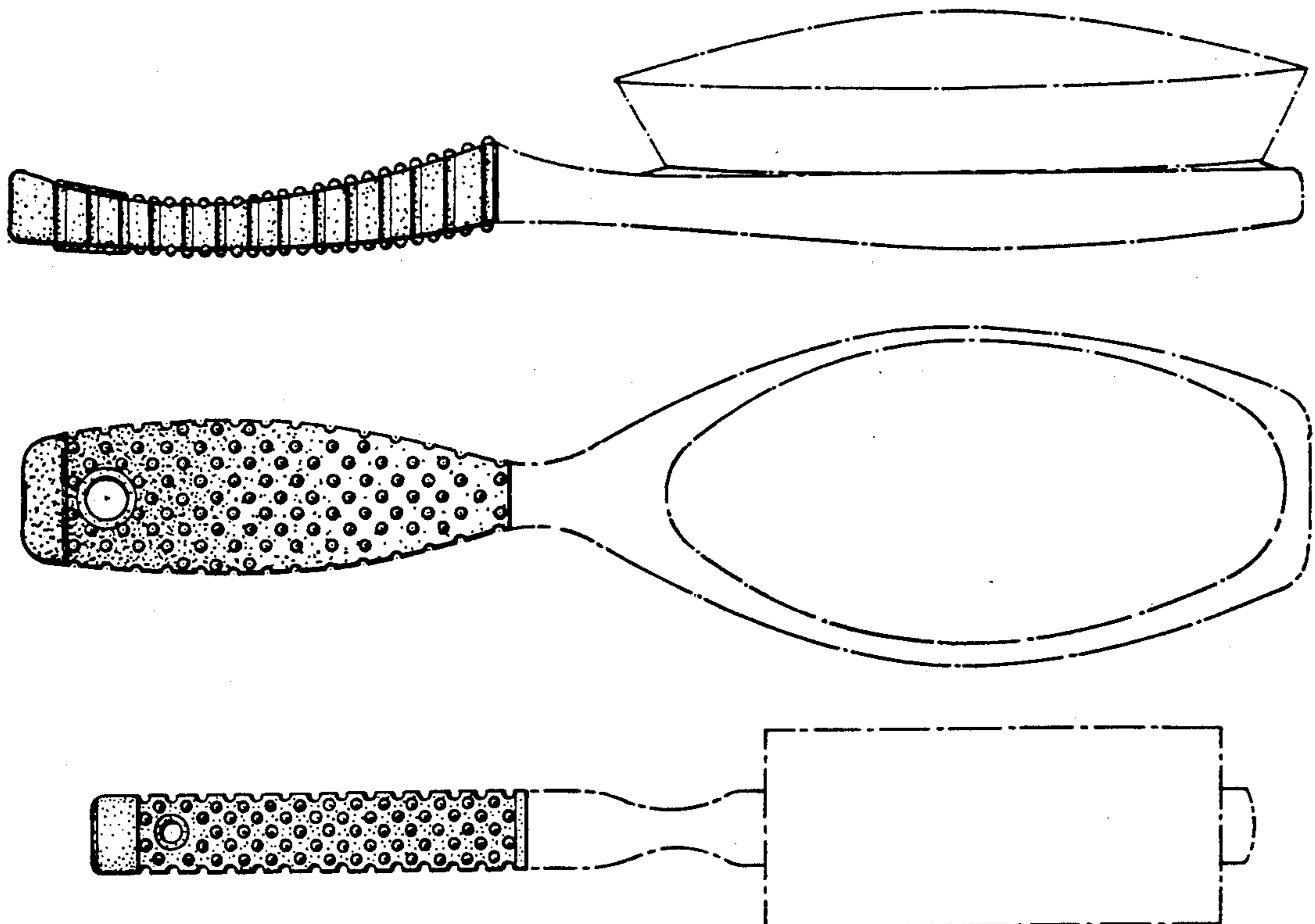
Primary Examiner—Wallace R. Burke
Assistant Examiner—Lavone D. Tabor
Attorney, Agent, or Firm—Jacobson, Price, Holman & Stern

[57] **CLAIM**

The ornamental design for a brush handle, as shown and described.

DESCRIPTION

FIG. 1 is a side elevational view of a brush handle showing my new design, the opposite side being a mirror image;
 FIG. 2 is a bottom plan view thereof;
 FIG. 3 is an end elevational view as seen from the left of FIG. 1;
 FIG. 4 is a top plan view thereof;
 FIG. 5 is a top plan view of a second embodiment of the design shown in FIG. 1, the bottom being a mirror image;
 FIG. 6 is a side elevational view thereof, the opposite side being a mirror image; and,
 FIG. 7 is an end elevational view as seen from the left of FIG. 5.
 The broken line showing of a brush head is for illustrative purposes only and forms no part of the claimed design.



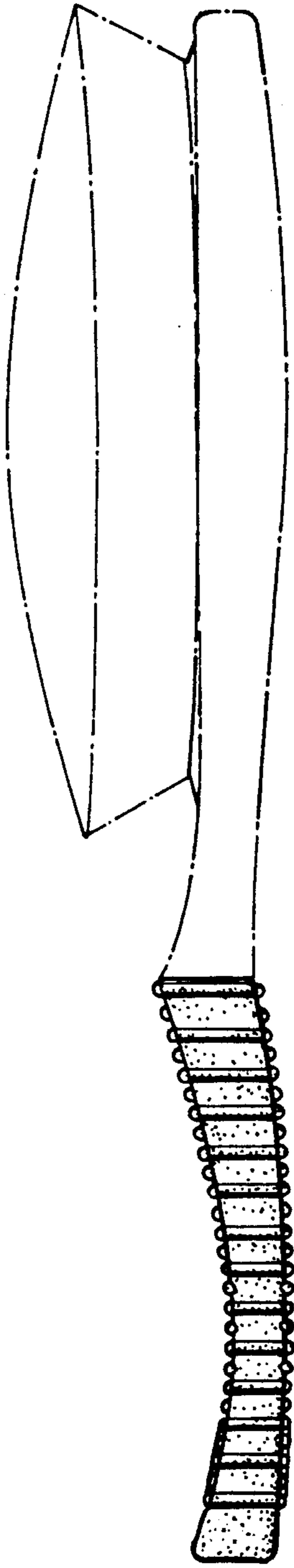


FIG. 1

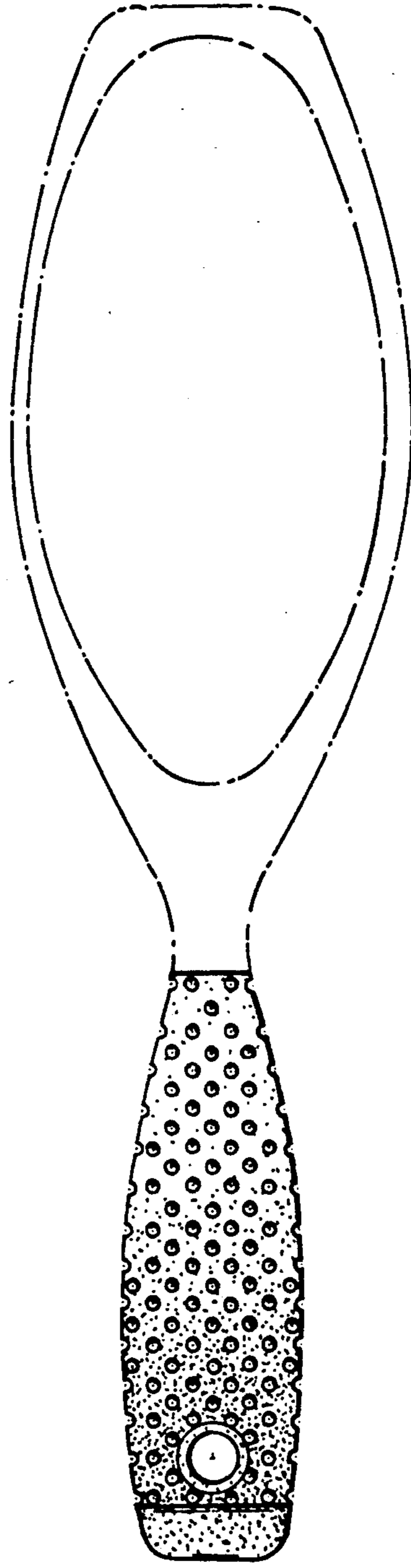


FIG. 2

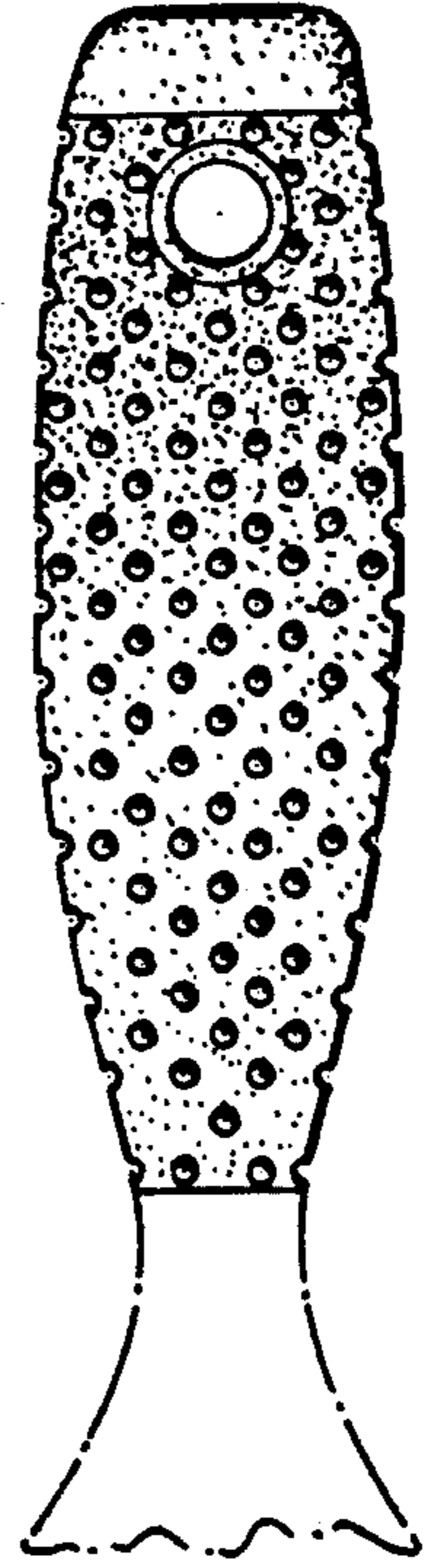


FIG. 4

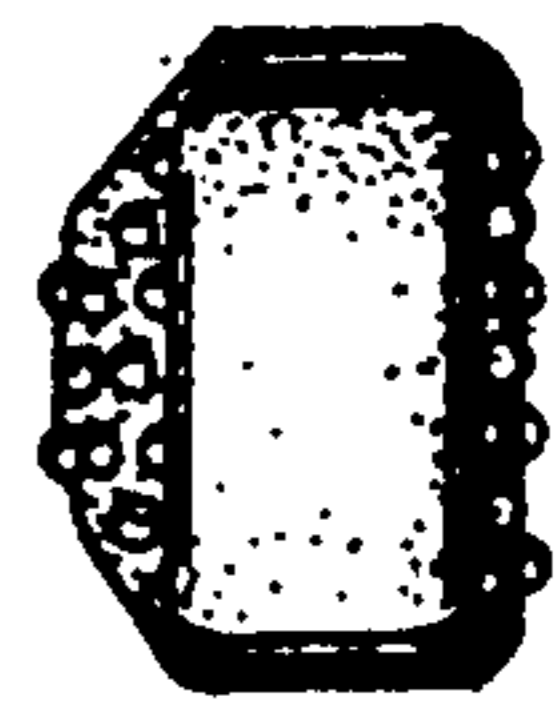


FIG. 3

FIG. 5

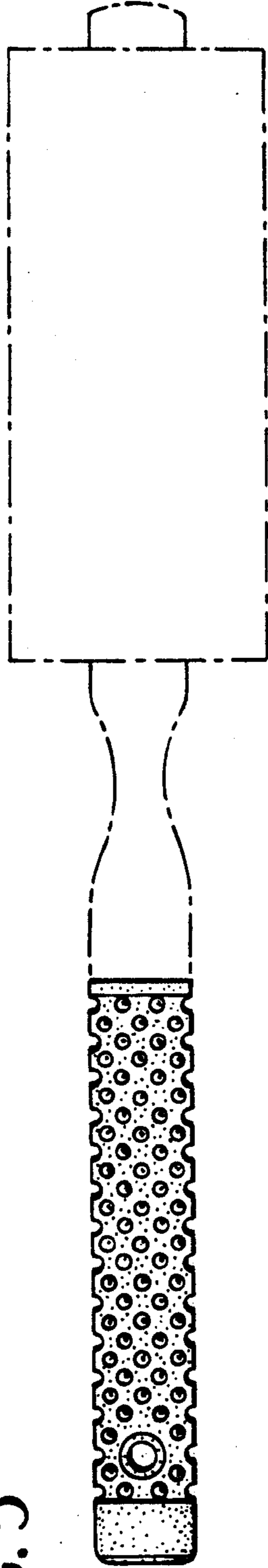


FIG. 6




FIG. 7

