



US00D334287S

# United States Patent [19]

[11] Patent Number: **Des. 334,287**

**Ingles**

[45] Date of Patent: **\*\* Mar. 30, 1993**

[54] **POWER DRIVEN BOTTLE BRUSH**

4,799,280 1/1989 Lee ..... 15/29

[76] Inventor: **Dan Ingles, 6289 Rattle Run, St. Clair, Mich. 48079**

### OTHER PUBLICATIONS

Spencer Gifts Inc., ©1967, Screwdriver-Flashlight, Item No. Z-10546, p. 46.

[\*\*] Term: **14 Years**

*Primary Examiner*—Wallace R. Burke

[21] Appl. No.: **791,614**

*Assistant Examiner*—Lavone D. Tabor

[22] Filed: **Nov. 13, 1991**

*Attorney, Agent, or Firm*—Terry M. Gernstein

[52] U.S. Cl. .... **D4/102; D4/128**

### [57] CLAIM

[58] Field of Search ..... **D4/100, 102, 121, 127, D4/128, 133, 138, 199; D32/40, 51; 15/21.1, 23, 25, 143 R, 145, 159.1, 160, 164, 211, 213**

The ornamental design for a power driven bottle brush, as shown and described.

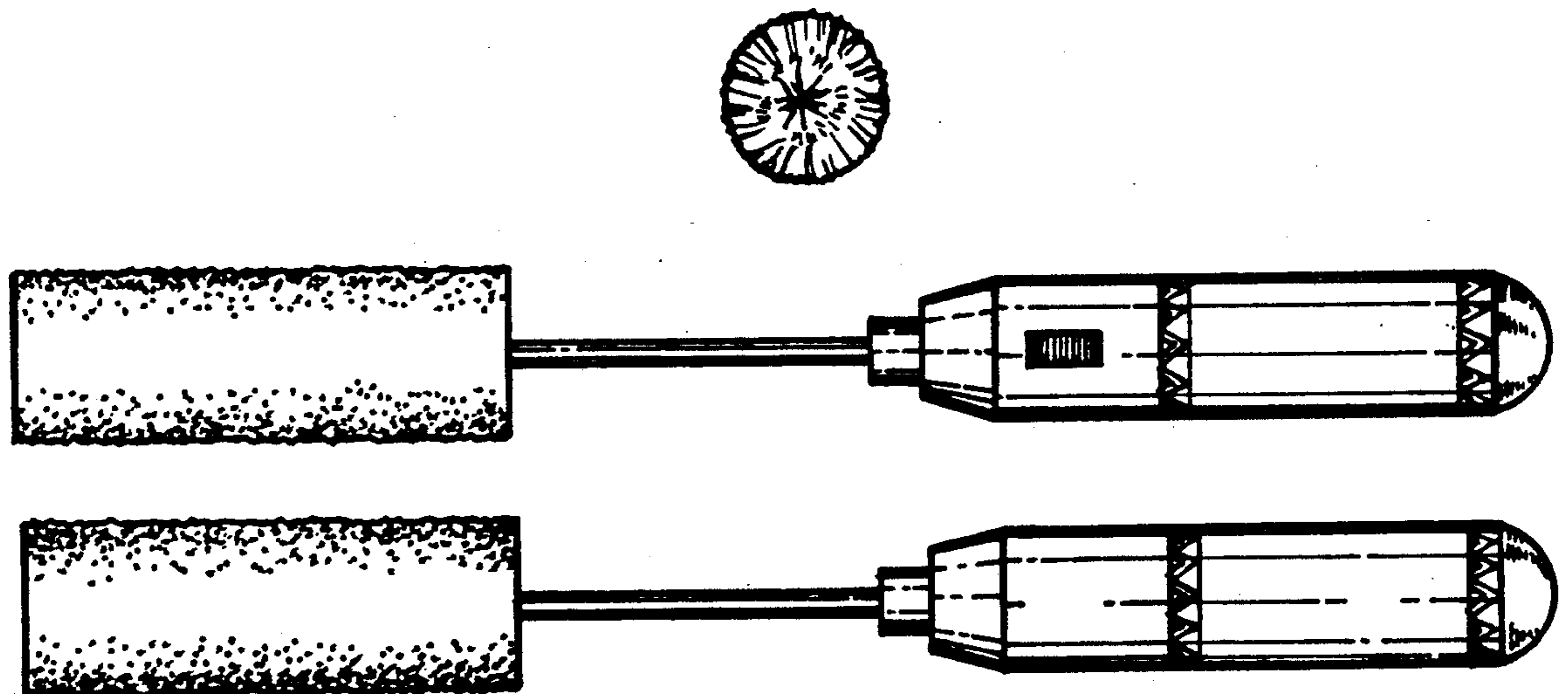
### DESCRIPTION

### [56] References Cited

#### U.S. PATENT DOCUMENTS

D. 294,073	2/1988	Lin	.....	D32/51
D. 304,106	10/1989	Dobson et al.	.....	D32/40
1,926,223	9/1933	Albera	.....	15/23 X
2,191,642	2/1940	Carvalho	.....	15/145 X
4,370,771	2/1983	Gonzalvo	.....	15/29
4,796,321	1/1989	Lee	.....	15/29

FIG. 1 is an exploded perspective view of a power driven bottle brush showing my new design; FIG. 2 is a front elevational view thereof; FIG. 3 is a rear elevational view thereof; FIG. 4 is a side elevational view thereof, the opposite side being a mirror image; FIG. 5 is a top plan view thereof; and, FIG. 6 is a bottom view thereof.



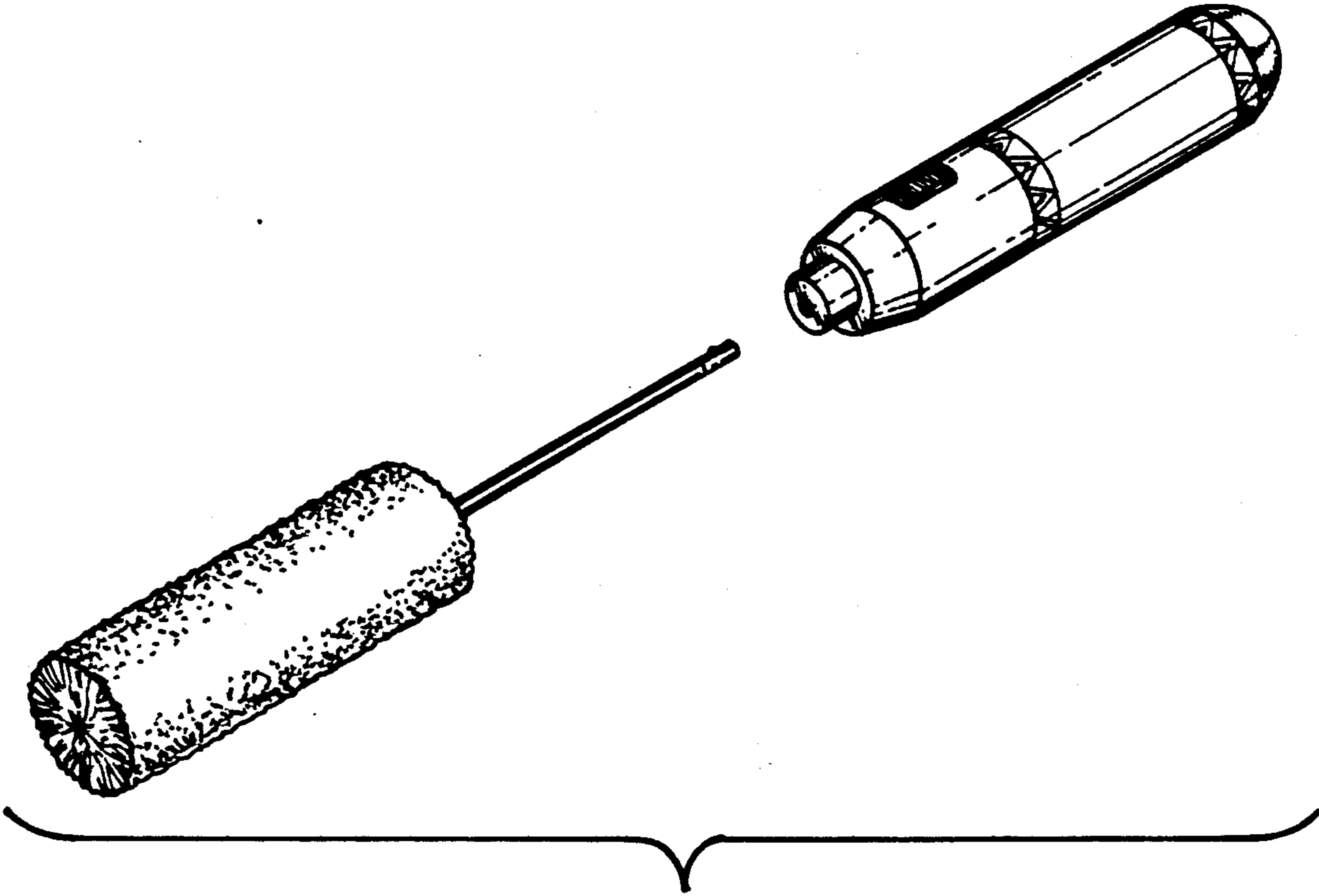


FIG. 1



FIG. 2



FIG. 3

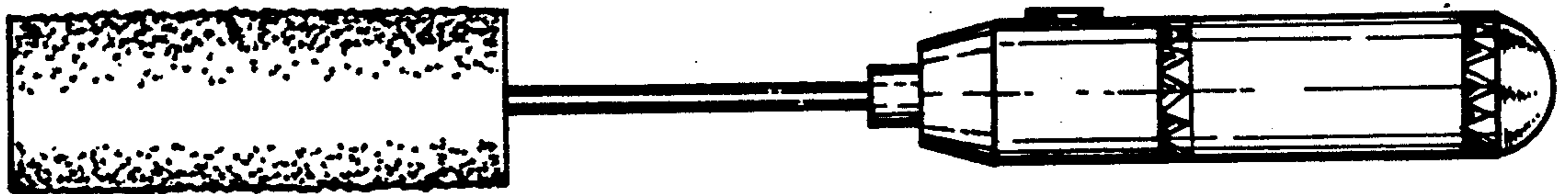


FIG. 4

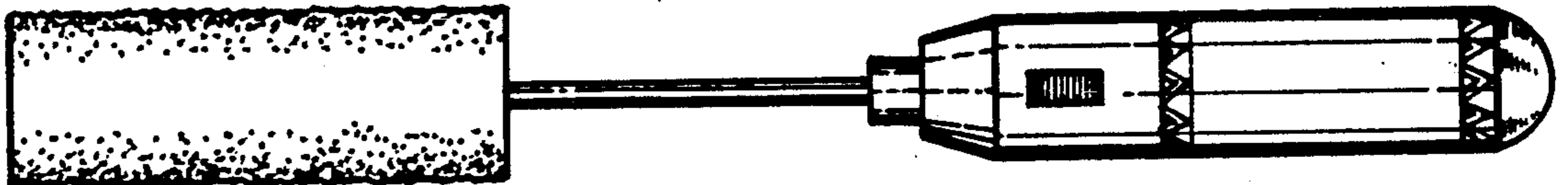


FIG. 5

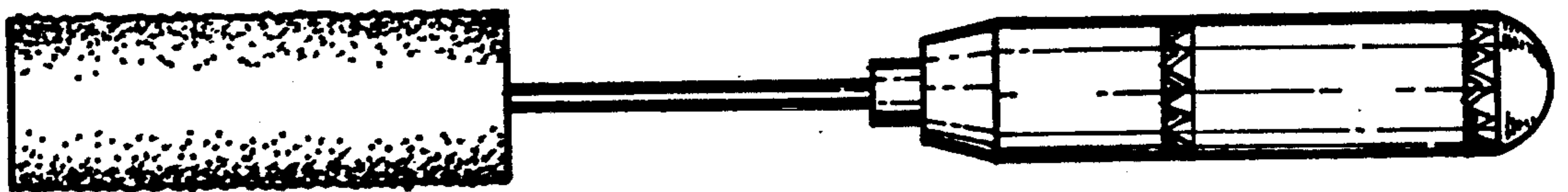


FIG. 6