



US00D334286S

# United States Patent [19]

[11] Patent Number: **Des. 334,286**

Keene

[45] Date of Patent: **\*\* Mar. 30, 1993**

[54] **PERSONALIZED TOOL SET HOLDER**

[76] Inventor: **Ruth-Kay M. Keene, 82 Gillander Ave., Auburn, Me. 04210**

[\*\*] Term: **14 Years**

[21] Appl. No.: **638,660**

[22] Filed: **Jan. 8, 1991**

[52] U.S. Cl. .... **D3/105; D3/106**

[58] Field of Search ..... **D3/100, 104, 105, 106, D3/42; 224/904, 242, 243, 220, 245, 235, 253; 383/13, 28, 29, 8, 111; 150/107**

[56] **References Cited**

**U.S. PATENT DOCUMENTS**

- D. 146,898 6/1947 Daniels .
- D. 244,747 6/1977 Solf .
- D. 245,062 7/1977 Grame .
- D. 303,774 10/1989 Motasedi .
- 1,808,375 6/1931 Plooster ..... 383/8
- 2,758,798 8/1956 Schmidt ..... 224/904 X

- 4,573,203 2/1986 Peppiatt ..... 383/29
- 4,874,255 10/1989 Ball et al. .... 383/29
- 4,907,633 3/1990 Eckstein ..... 150/107 X
- 4,932,576 6/1990 Ashley ..... 224/253


*Primary Examiner*—A. Hugo Word  
*Assistant Examiner*—Doris V. Coles  
*Attorney, Agent, or Firm*—Terry M. Gernstein

[57] **CLAIM**

The ornamental design for a personalized tool set holder; as shown and described.

**DESCRIPTION**

FIG. 1 is a perspective view of a personalized tool set holder, showing my new design;  
FIG. 2 is a front elevational view thereof;  
FIG. 3 is a rear elevational view thereof;  
FIG. 4 is a left side elevational view thereof;  
FIG. 5 is a right side elevational view thereof;  
FIG. 6 is a top plan view thereof; and,  
FIG. 7 is a bottom plan view thereof.






FIG. 1.




FIG. 4.

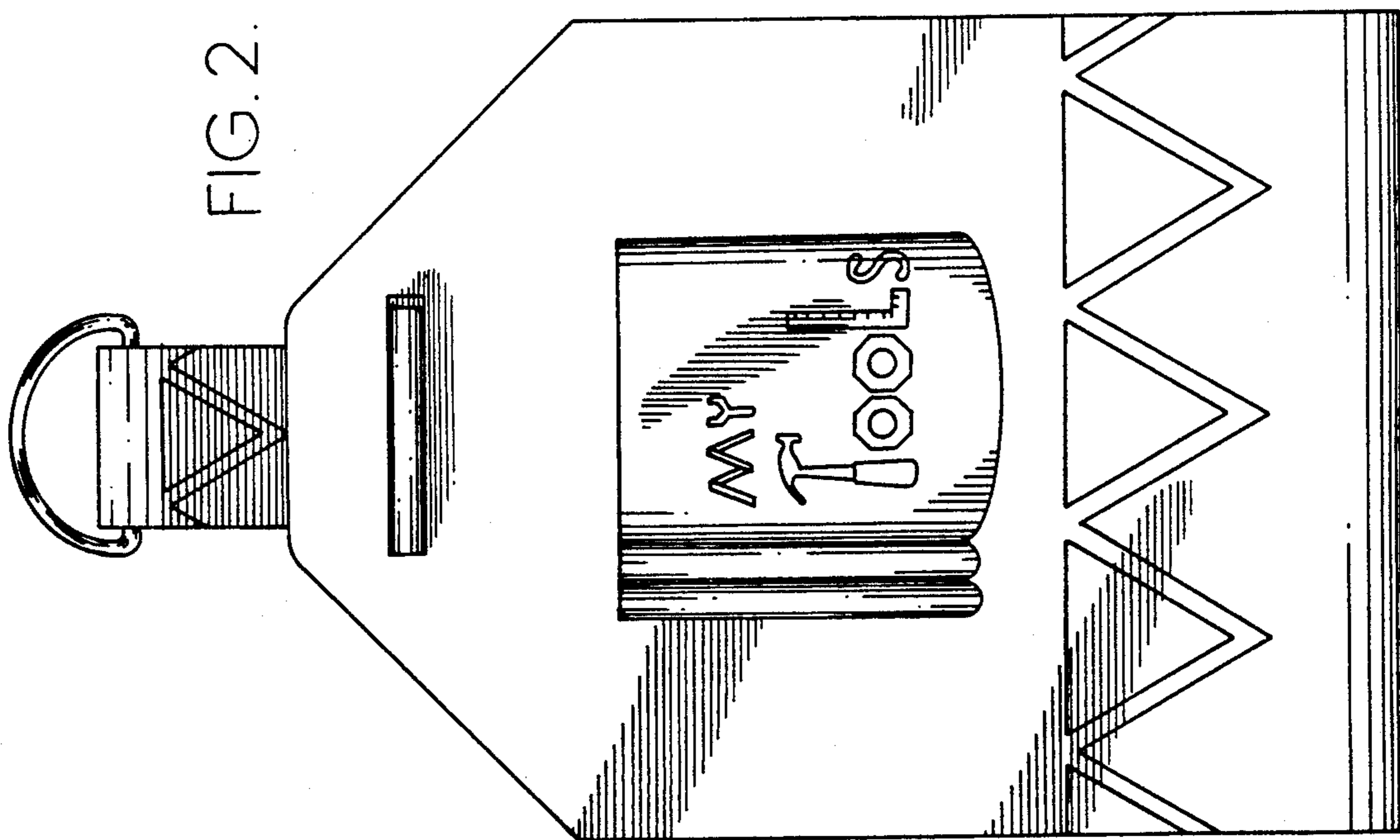


FIG. 2.

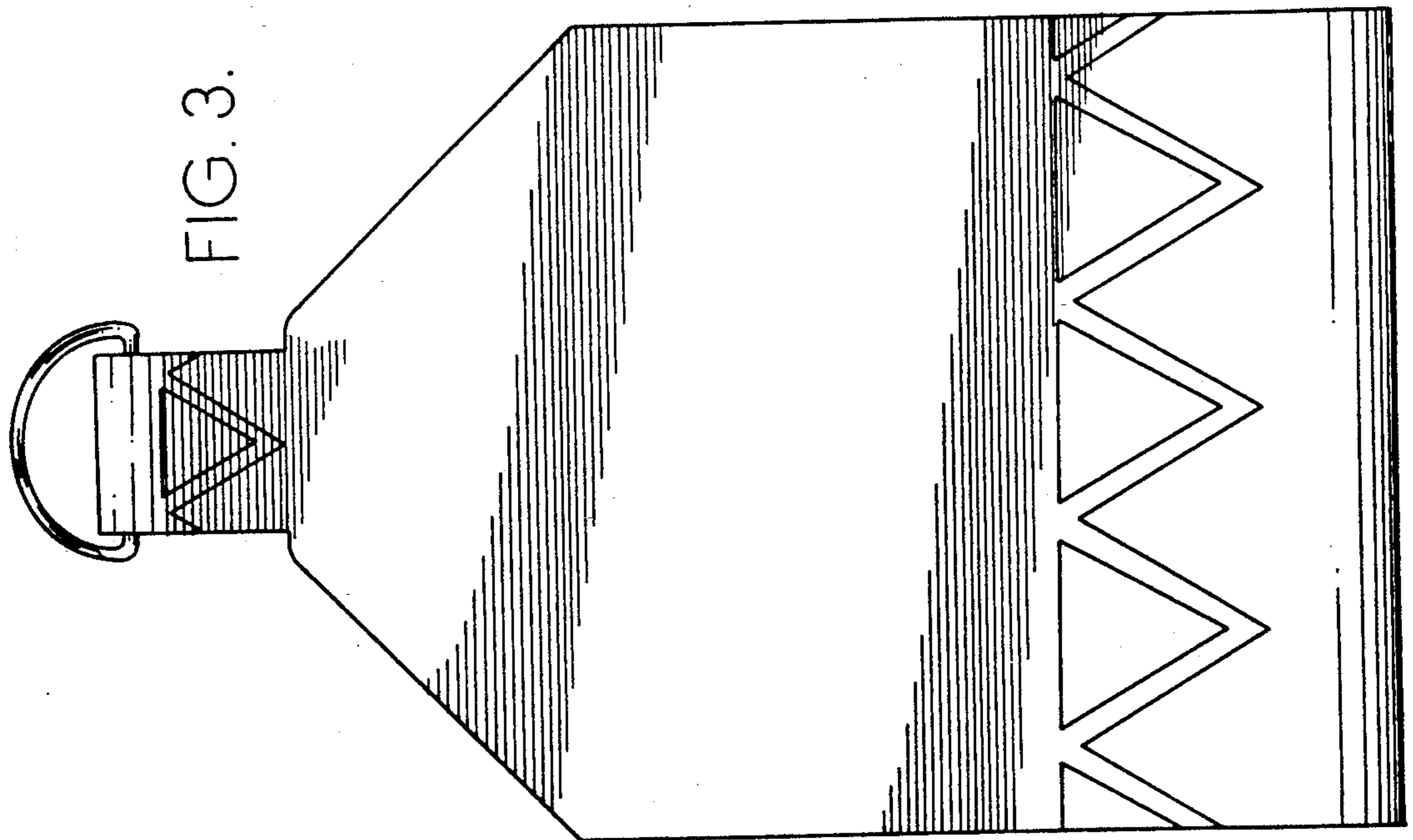
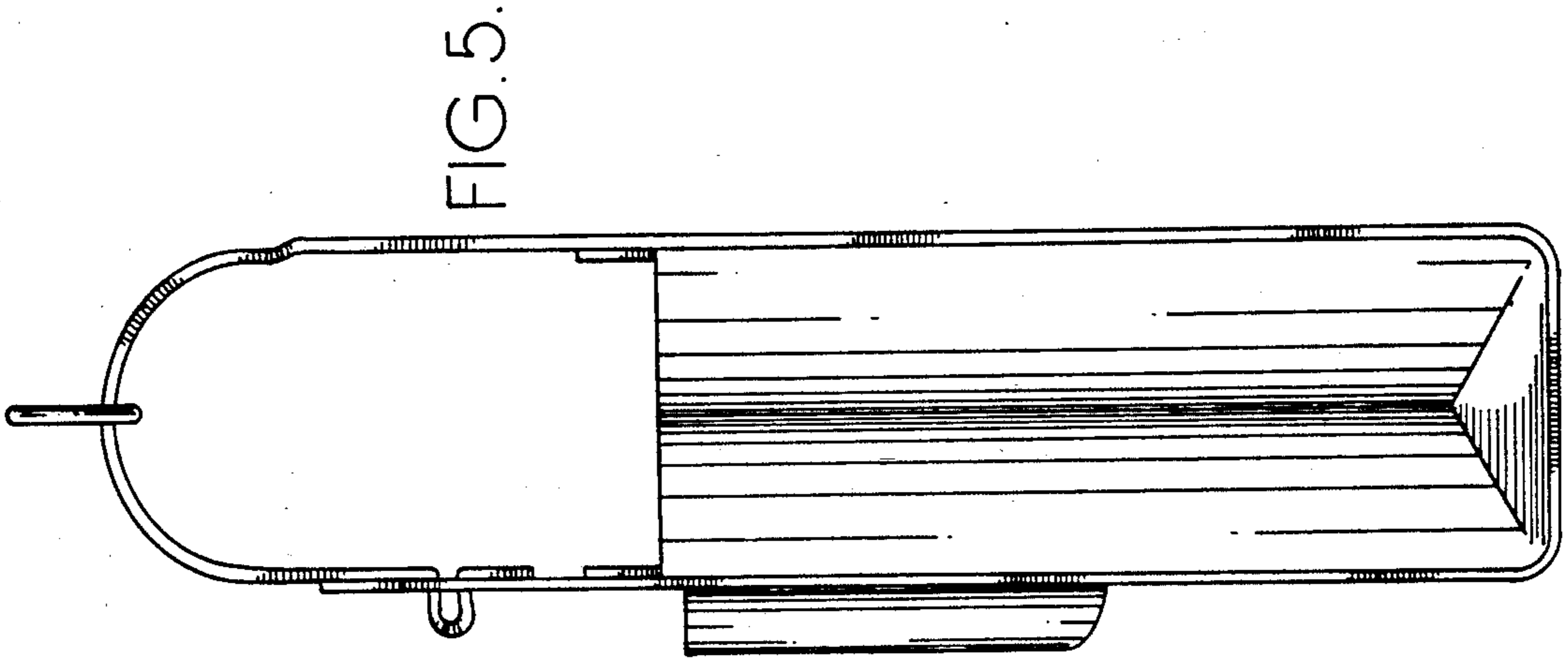


FIG. 7.

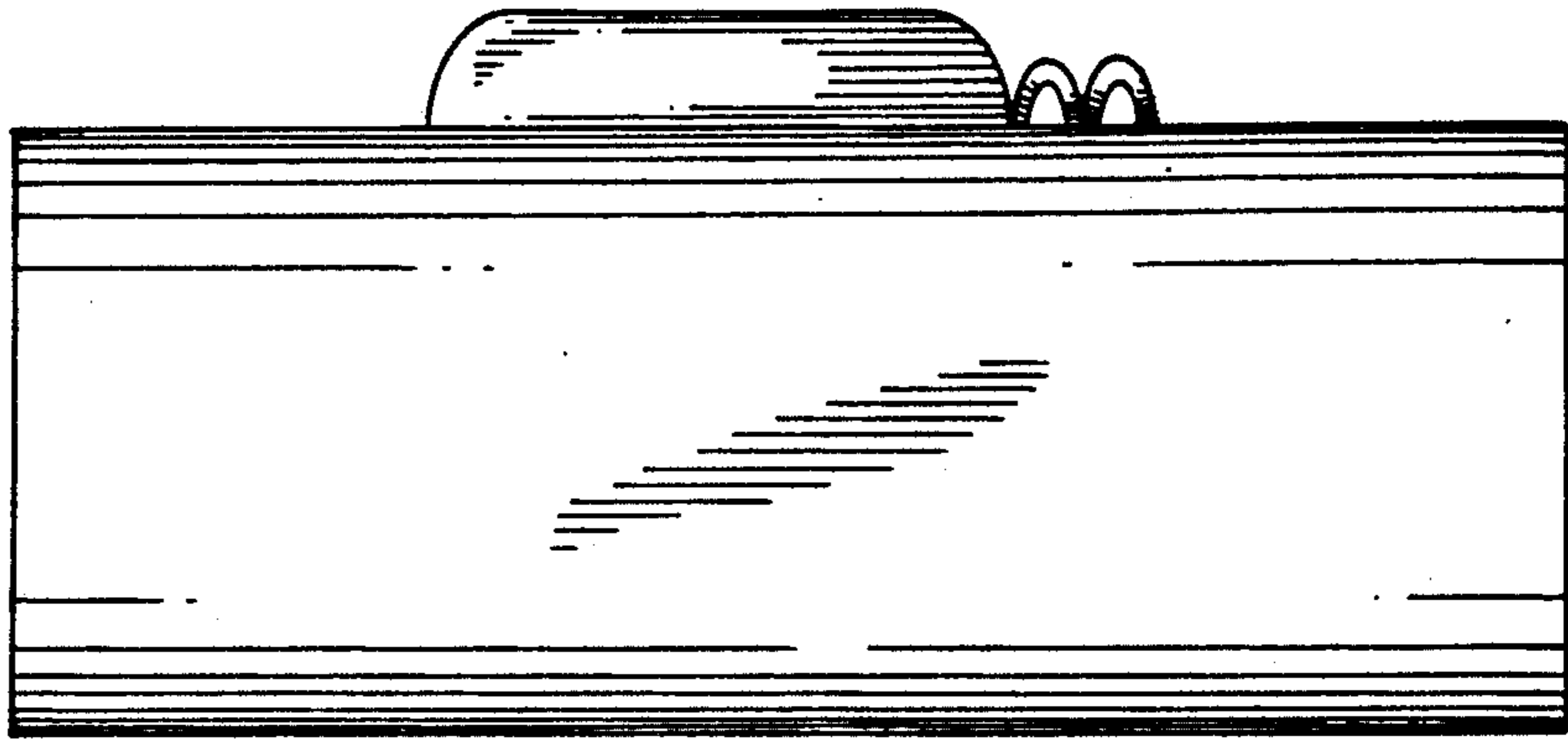


FIG. 6.

