



US00D334282S

United States Patent [19]
Greene

[11] **Patent Number: Des. 334,282**
[45] **Date of Patent: ** Mar. 30, 1993**

[54] **OUTSOLE BOTTOM**

[75] **Inventor: Pamela S. Greene, Portland, Oreg.**

[73] **Assignee: Nike, Inc., Beaverton, Oreg.**

[**] **Term: 14 Years**

[21] **Appl. No.: 877,065**

[22] **Filed: May 1, 1992**

[52] **U.S. Cl. D2/320**

[58] **Field of Search D2/264, 265, 274, 311, D2/317-322; 36/25 R, 28, 29, 32 R, 43, 44, 59 R, 59 C, 83, 84, 89, 101-107, 114, 129, 132, 136**

[56] **References Cited**

U.S. PATENT DOCUMENTS

D. 16,757	6/1886	Cowen	D2/321
D. 77,183	12/1928	Oakley	D2/320
D. 164,457	6/1950	Sprigg	D2/320
D. 248,428	7/1978	Watanabe	D2/309
D. 290,423	6/1987	Peterson	D2/318
D. 294,769	5/1988	Liggett et al.	D2/320
D. 296,149	6/1988	Diaz	D2/320
D. 301,385	6/1989	Weiner	D2/308
D. 306,372	3/1990	Diaz et al.	D2/320
D. 308,902	7/1990	Aveni	D2/314
D. 315,443	3/1991	Hatfield	D2/320
D. 321,973	12/1991	Hatfield	D2/320
D. 324,764	3/1992	Allen	D2/320
4,316,335	2/1982	Giese et al.	36/129
4,624,062	11/1986	Autry	36/114
4,676,010	6/1987	Cheskin	36/32 R

OTHER PUBLICATIONS

Nike catalogs—Spring 1989, pp. 8, 12, 62; Fall 1989, pp. 4, 54, Spring 1990, pp. 4, 50, 58, 64. Fall 1990, pp. 4, 8, 70; Spring 1991, pp. 8, 10, 12, 54, 56, 62, 68; Fall 1991, pp. 60, 68. Spring 1992, pp. 8, 10, 166; Fall 1992, pp. 8, 50, 82.

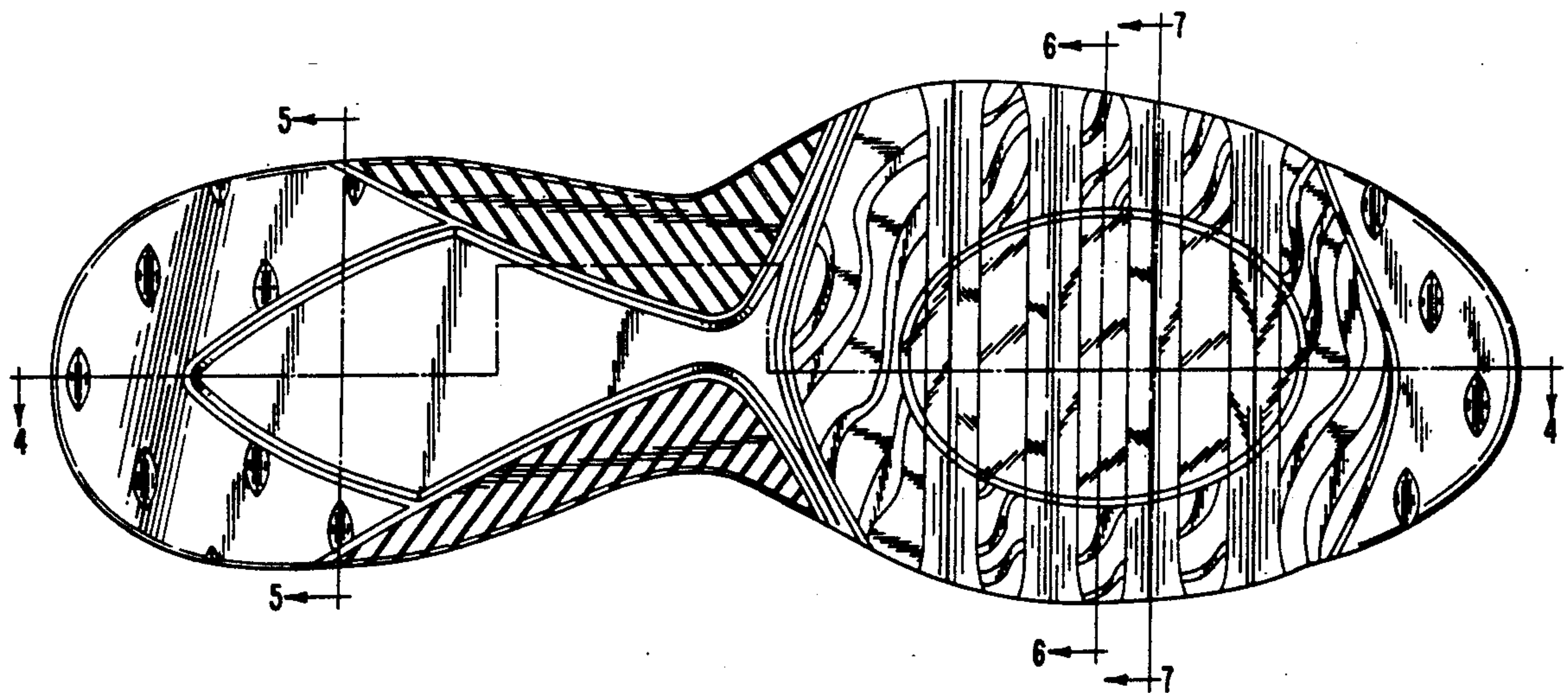
Primary Examiner—Louis S. Zarfes
Attorney, Agent, or Firm—Banner, Birch, McKie & Beckett

[57] **CLAIM**

The ornamental design for an outsole bottom, as shown and described.

DESCRIPTION

FIG. 1 is a bottom plan view of an outsole bottom showing my new design;
FIG. 2 is a side elevational view of one side of the outsole bottom shown in FIG. 1;
FIG. 3 is a side elevational view of the other side of the outsole bottom shown in FIG. 1;
FIG. 4 is a cross section taken along line 4—4 of FIG. 1;
FIG. 5 is a cross section taken along line 5—5 of FIG. 1;
FIG. 6 is a cross section taken along line 6—6 of FIG. 1; and,
FIG. 7 is a cross section taken along line 7—7 of FIG. 1.
The broken line showing of a sole periphery and a shoe upper in FIGS. 2 and 3 are for illustrative purposes and form no part of the claimed design.




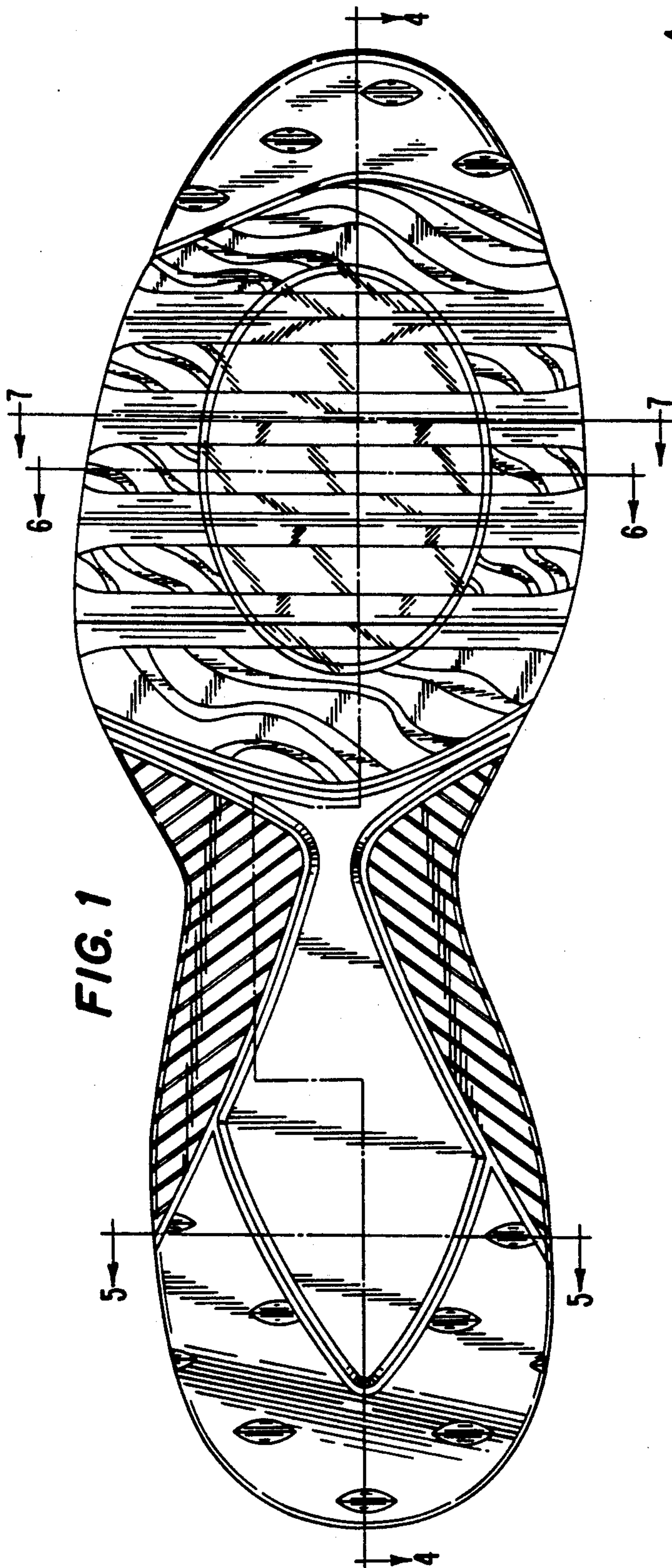


FIG. 5



FIG. 6



FIG. 7

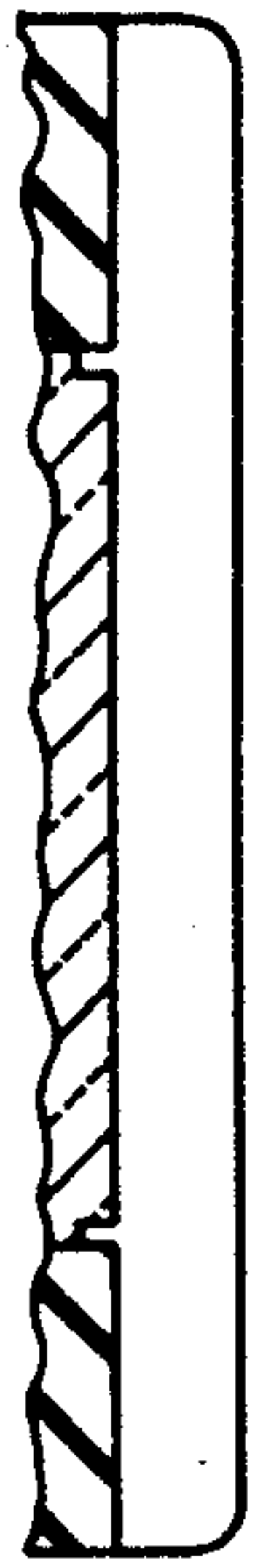
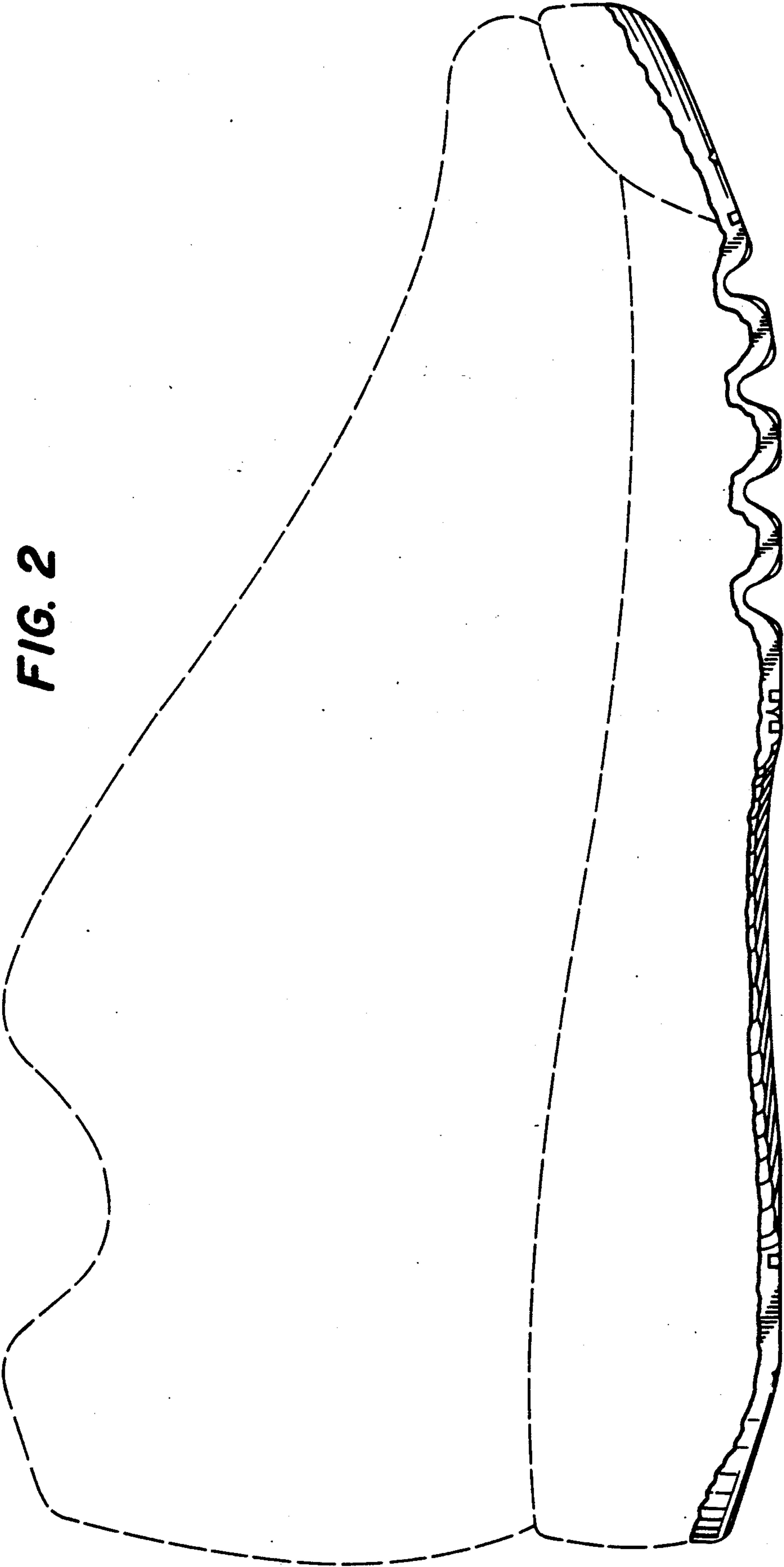


FIG. 2



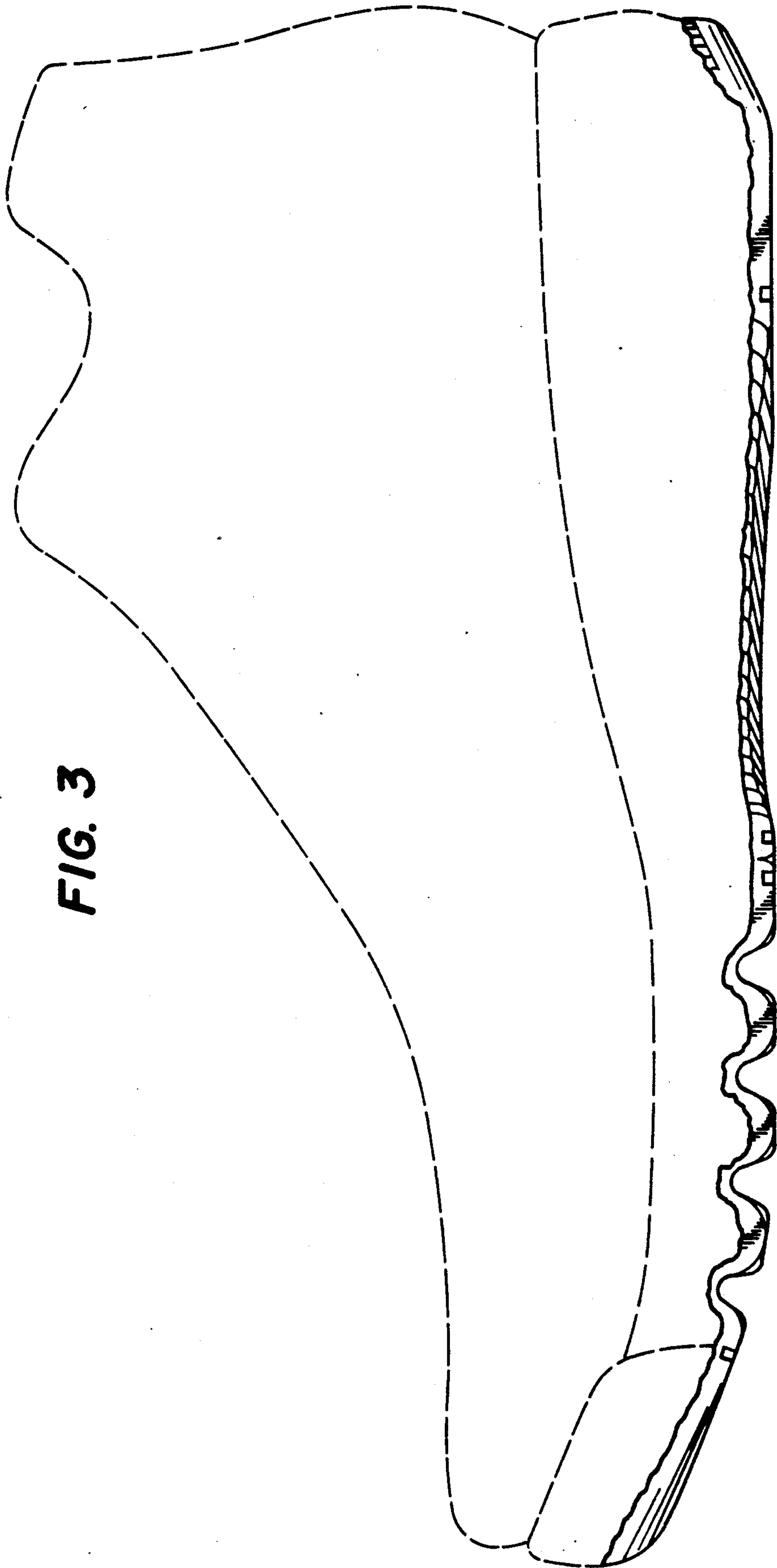


FIG. 3