



US00D334266S

**United States Patent** [19]  
**Hines**

[11] **Patent Number: Des. 334,266**

[45] **Date of Patent: \*\* Mar. 23, 1993**

[54] **WASTE RECEPTACLE**

- [75] **Inventor:** David M. Hines, Santa Ana, Calif.
- [73] **Assignee:** Bobrick Washroom Equipment, Inc., North Hollywood, Calif.
- [\*\*] **Term:** 14 Years
- [21] **Appl. No.:** 792,772
- [22] **Filed:** Nov. 15, 1991
- [52] **U.S. Cl.** ..... D34/6; D34/1
- [58] **Field of Search** ..... D34/1-11; 220/908; 232/43.2, 1 R; D6/515, 518

[56] **References Cited**

**U.S. PATENT DOCUMENTS**

D. 154,408	7/1949	McGraw	.....	D34/1
D. 228,059	8/1973	Woofter	.....	D34/1
1,441,040	1/1923	Stephenson	.....	220/908
1,454,882	5/1923	Christian et al.	.....	220/908
3,207,355	9/1965	Saphier	.....	220/908

**OTHER PUBLICATIONS**

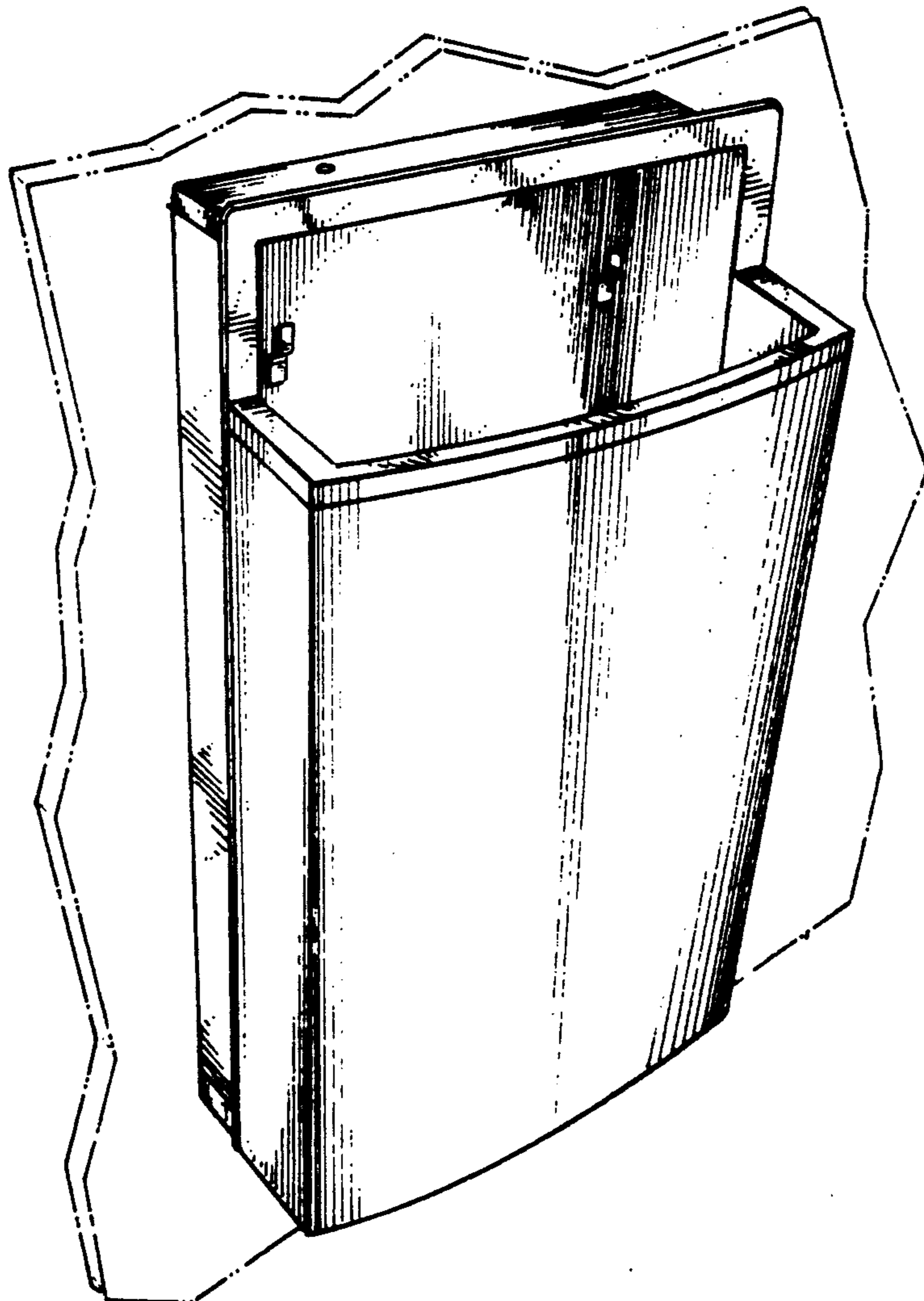
Bobrick Toilet and Bath Accessories Catalog, Jan., 1991, p. 19.  
*Primary Examiner*—Kay H. Chin  
*Attorney, Agent, or Firm*—Harris, Kern, Wallen & Tinsley

[57] **CLAIM**

The ornamental design for a waste receptacle, as shown and described.

**DESCRIPTION**

FIG. 1 is a front and top perspective view of a waste receptacle showing my new design, the broken lines are for illustrative purposes only;  
 FIG. 2 is a front elevational view thereof;  
 FIG. 3 is a top plan view thereof;  
 FIG. 4 is a rear elevational view thereof;  
 FIG. 5 is a left side elevational view thereof, the right side view being identical thereto; and,  
 FIG. 6 is a bottom plan view thereof.



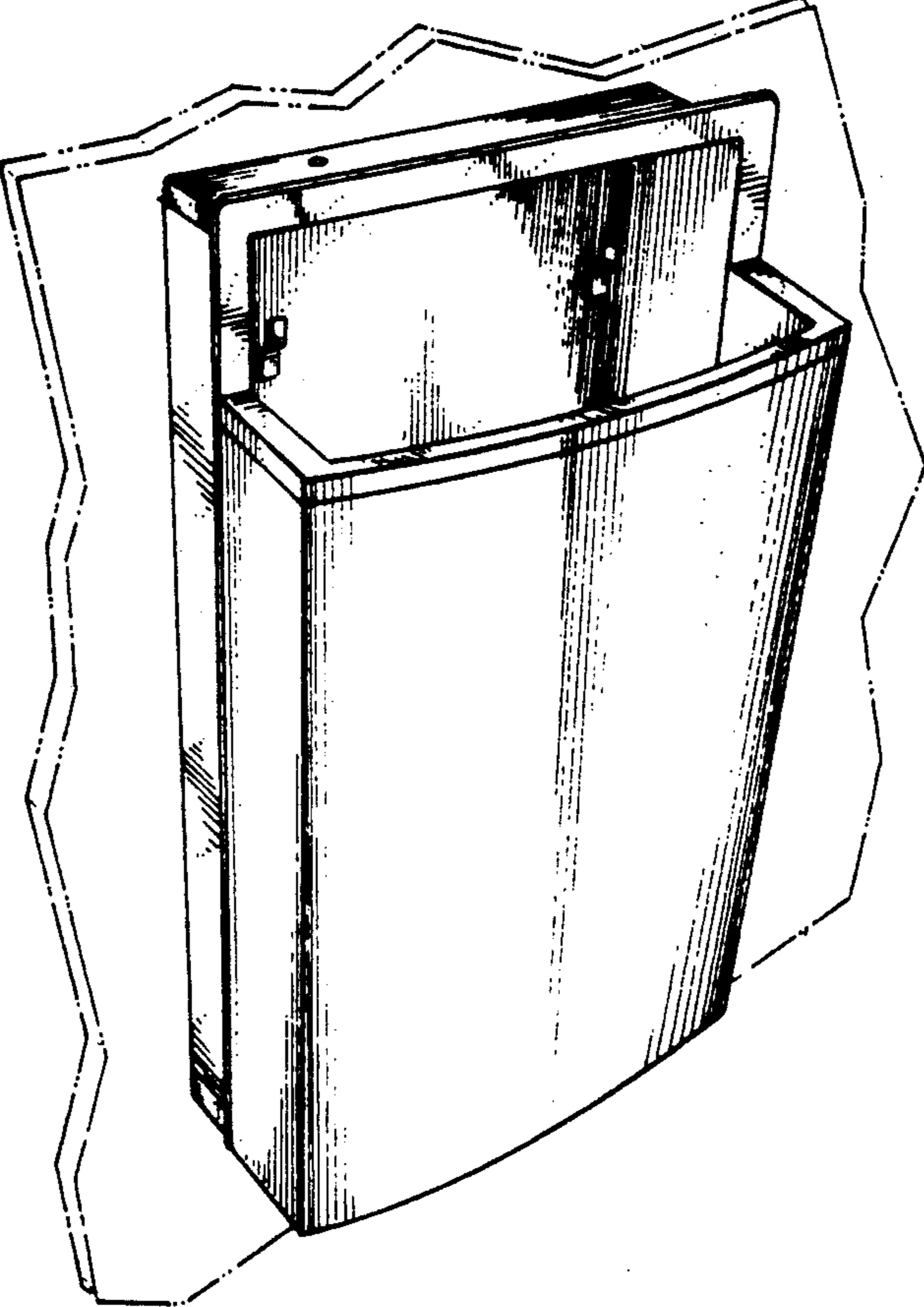


FIG. 1




FIG. 2

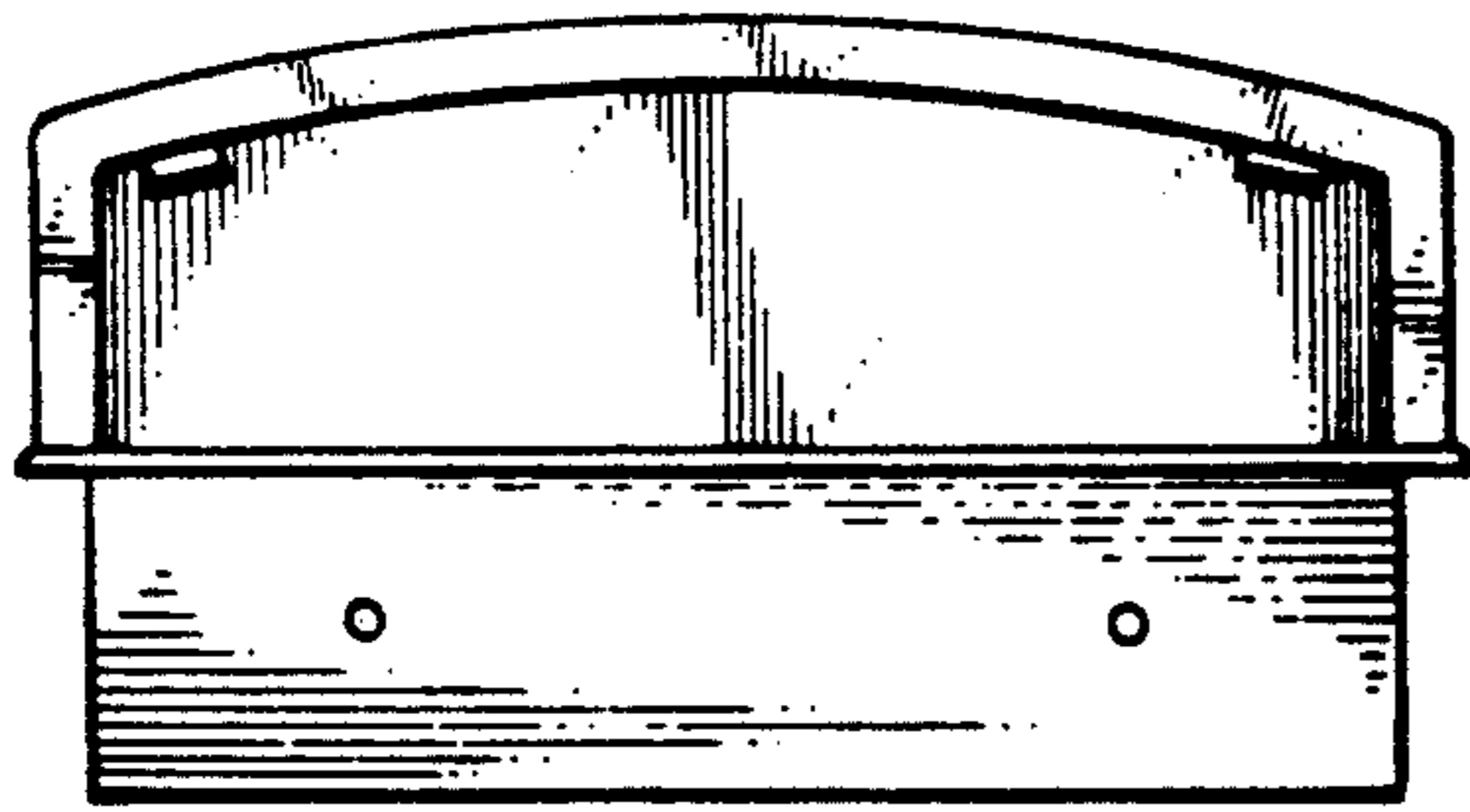


FIG. 3




FIG. 4




FIG. 5

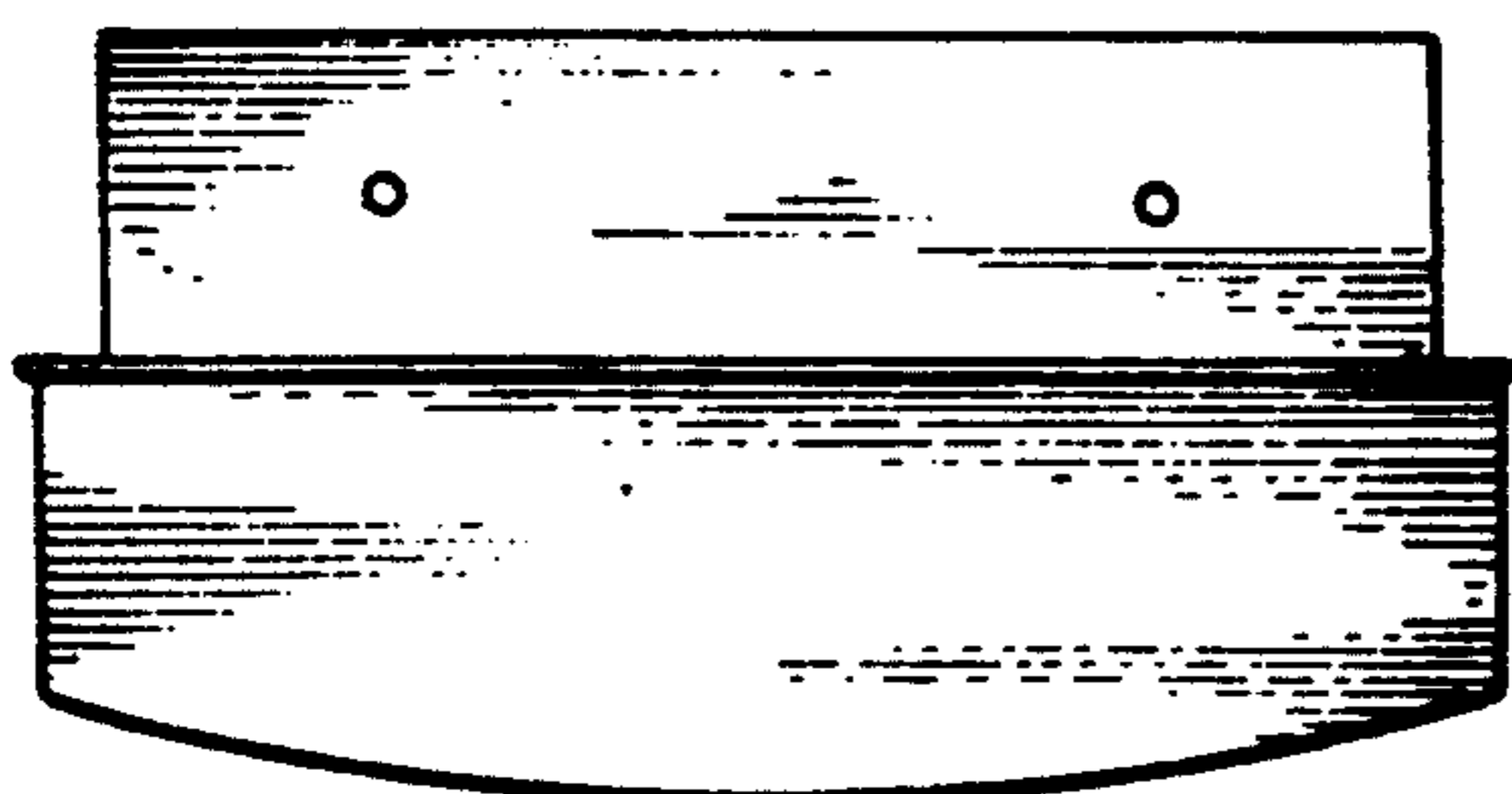


FIG. 6