



US00D334221S

United States Patent [19]
Swanger

[11] **Patent Number: Des. 334,221**

[45] **Date of Patent: ** Mar. 23, 1993**

[54] **COMBINED TOY BOOTH AND DISPLAY UNIT**

[75] **Inventor: Elaine G. Swanger, St. Joseph, Mich.**

[73] **Assignee: Today's Kids, Inc., Booneville, Ak.**

[**] **Term: 14 Years**

[21] **Appl. No.: 779,483**

[22] **Filed: Oct. 17, 1991**

[52] **U.S. Cl. D21/114**

[58] **Field of Search D21/108, 114, 115, 242;
D25/7, 16, 59; D6/335; 446/110, 476, 477, 478,
482, 487**

D. 300,643 4/1989 Conti D21/114
D. 305,689 1/1990 Lerch D25/16
D. 314,869 2/1991 Entratter D6/335
4,018,016 4/1977 Zale D25/16

Primary Examiner—Bernard Ansher
Assistant Examiner—R. Barkai
Attorney, Agent, or Firm—Kirkpatrick & Lockhart

[57] **CLAIM**

The ornamental design for the combined toy booth and display unit, as shown and described.

DESCRIPTION

FIG. 1 is a perspective view of a combined toy booth and display unit showing my new design; FIG. 2 is a front elevational view thereof; FIG. 3 is a right side elevational view thereof, the left side elevational view being a mirror image; FIG. 4 is a rear elevational view thereof; FIG. 5 is a top plan view thereof; and, FIG. 6 is a bottom plan view thereof.

[56] **References Cited**

U.S. PATENT DOCUMENTS

D. 101,887 11/1936 Reynolds D15/16
D. 181,565 11/1957 Wallace D21/114
D. 223,706 5/1972 Hughes D25/16
D. 251,803 5/1979 Sklaar D25/16




Fig. 1.




Fig. 2.




Fig. 3.

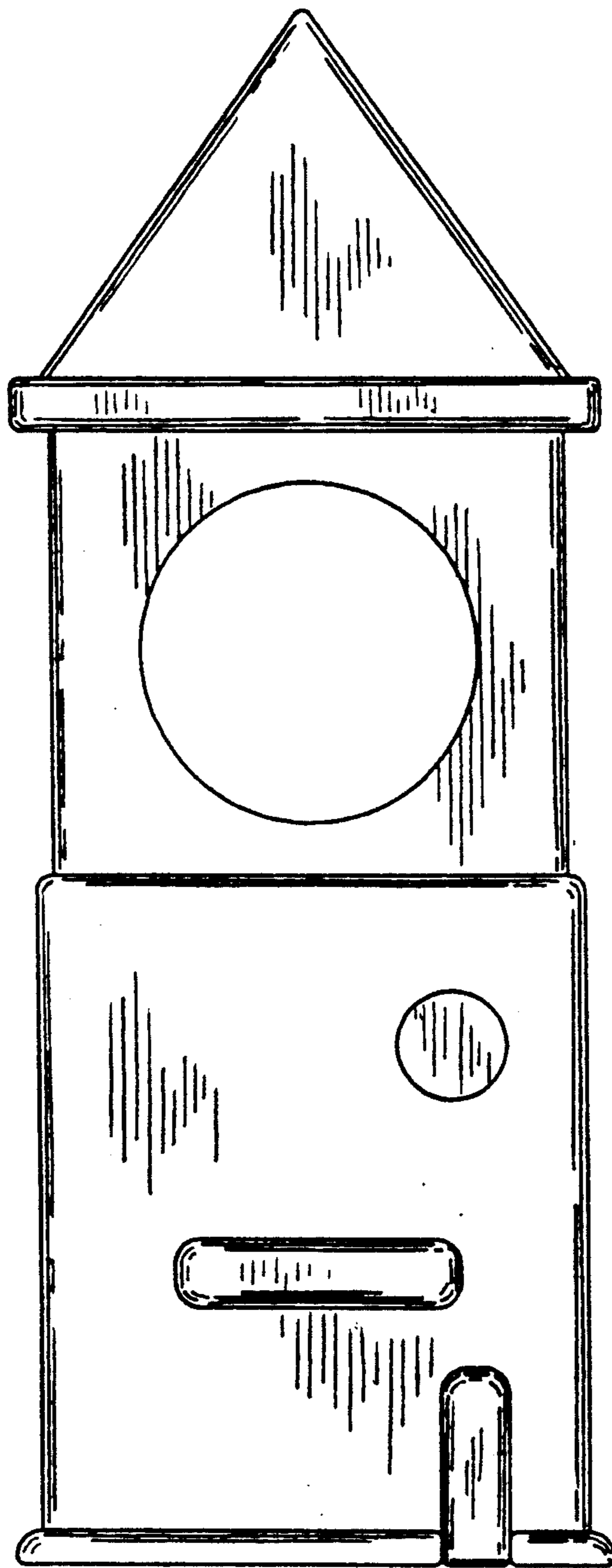


Fig. 4.

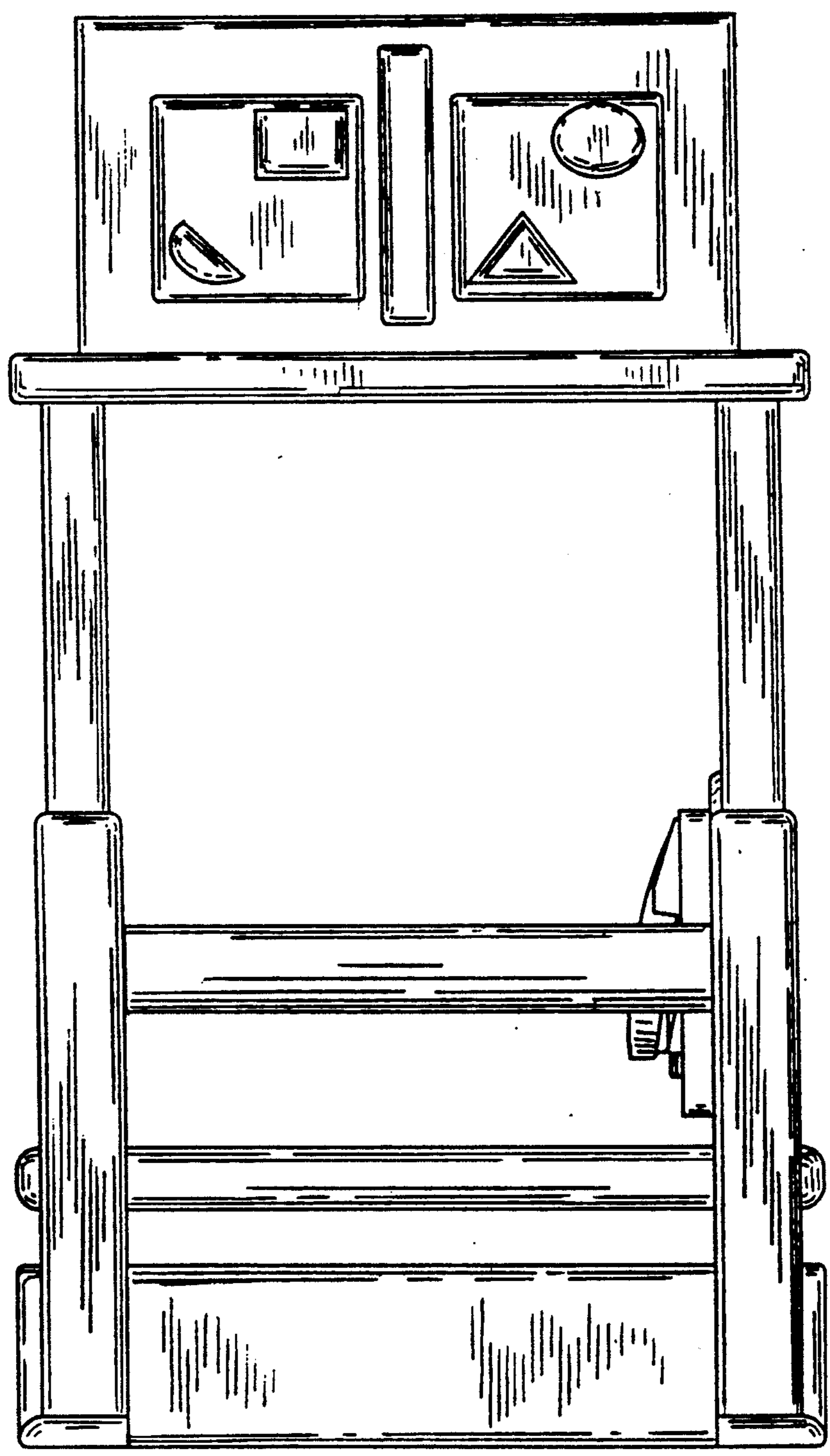


Fig. 5.

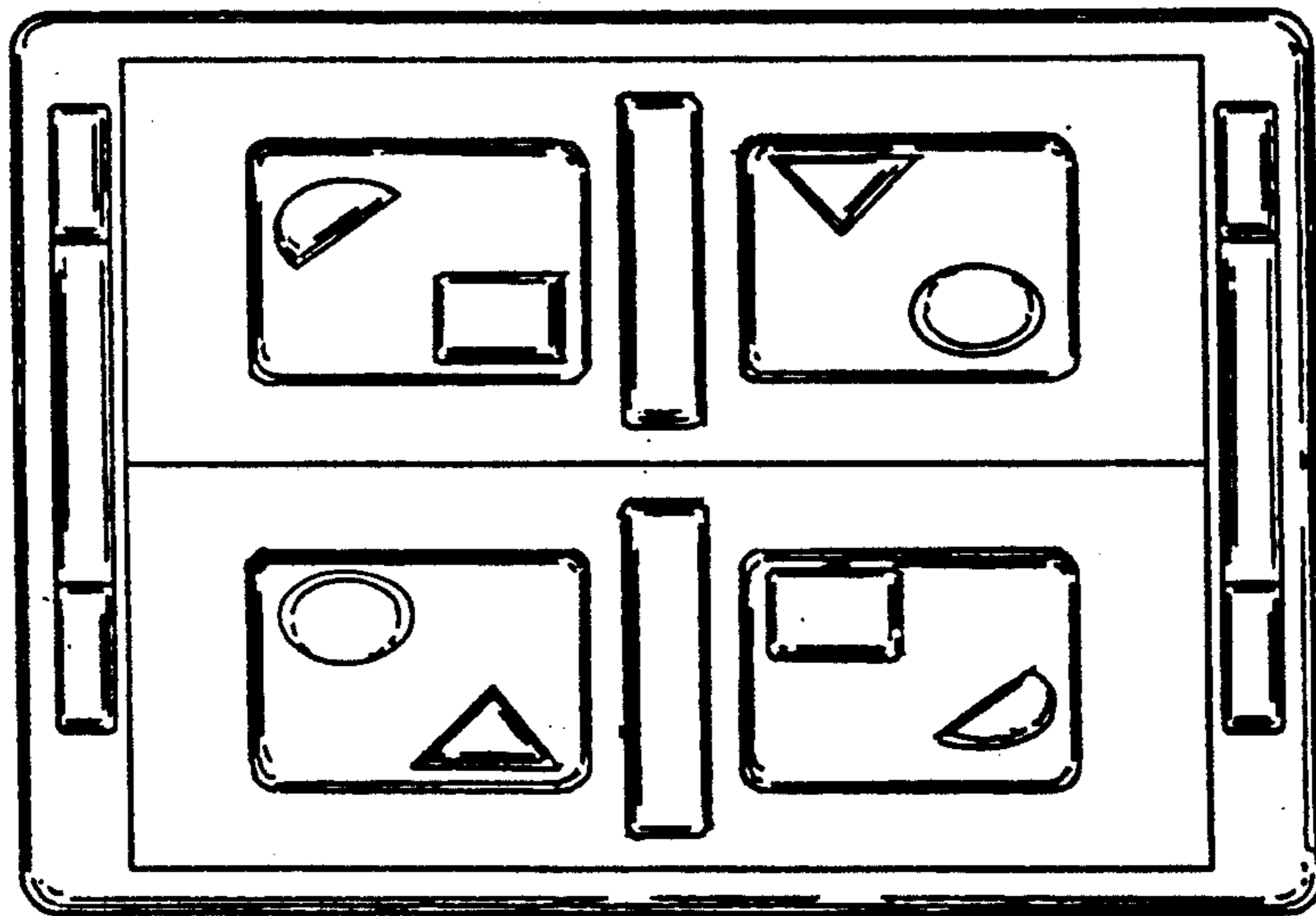


Fig. 6.

