



US00D334216S

United States Patent [19] Bacon

[11] Patent Number: **Des. 334,216**
[45] Date of Patent: **** Mar. 23, 1993**

[54] **COUPON HOLDER**
[76] Inventor: **Blane A. Bacon**, 1 Barbara La.,
Binghamton, N.Y. 13903-2755
[**] Term: **14 Years**
[21] Appl. No.: **553,685**
[22] Filed: **Jul. 18, 1990**
[52] U.S. Cl. **D20/40**
[58] Field of Search **D20/40, 10, 23, 43,**
D20/44, 99; 40/644, 637, 638, 641, 642, 299,
124.2, 124.4; 283/48.1, 51, 52, 56; 229/70, 71,
72

1,268,476 6/1918 Leavitt .
4,034,910 7/1977 Rogers 40/644
4,589,590 5/1986 McGuire .

Primary Examiner—Wallace R. Burke
Assistant Examiner—Marcus Jackson
Attorney, Agent, or Firm—Terry M. Gernstein

[57] CLAIM

The ornamental design for a coupon holder, as shown and described.

DESCRIPTION

FIG. 1 is a perspective view of a coupon holder showing my new design, with the broken line showing for illustrative purposes only and forming no part of the claimed design;
FIG. 2 is an enlarged front elevational view thereof;
FIG. 3 is a rear elevational view thereof;
FIG. 4 is a side elevational view thereof, with the opposite side being a mirror image; and,
FIG. 5 is a top plan view thereof, with the bottom being a mirror image.

[56] References Cited U.S. PATENT DOCUMENTS

D. 31,629	6/1903	Kruttschnitt	D20/40
D. 121,908	8/1940	Strauss	D20/23
D. 169,939	6/1953	Henning	D20/23
301,455	7/1884	Nowlan	283/9
554,182	2/1896	Hardy	.	

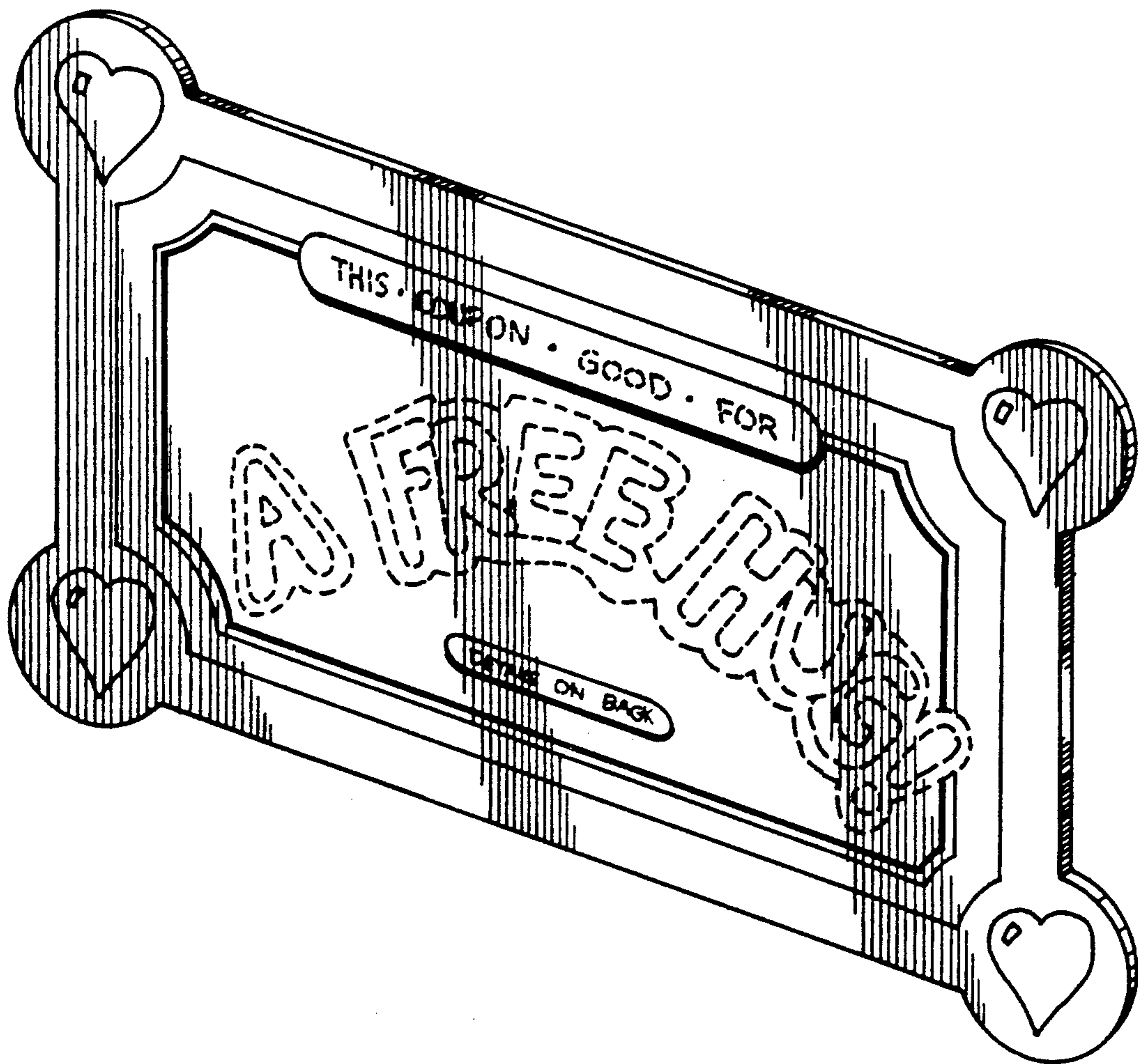
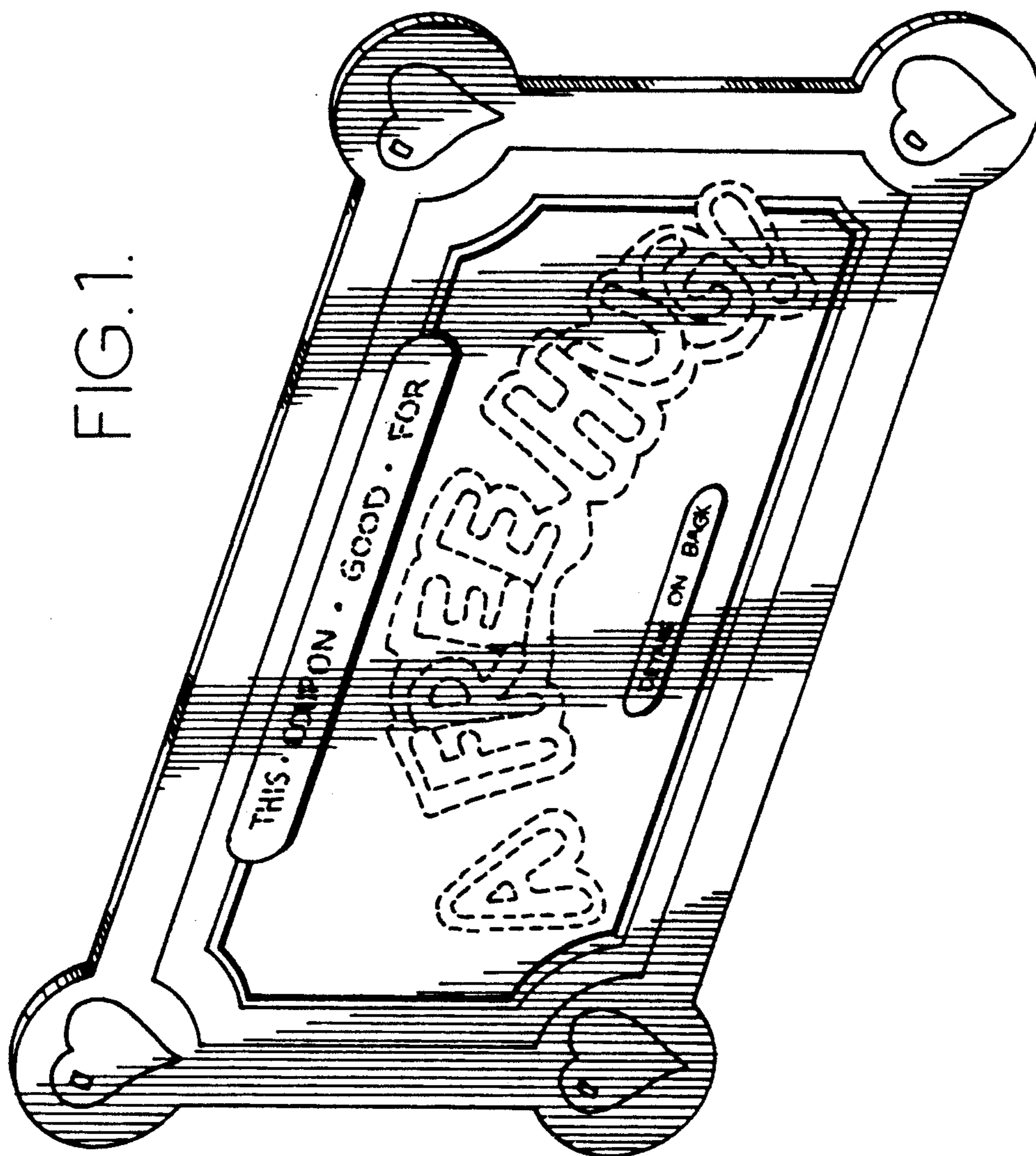


FIG. 1.



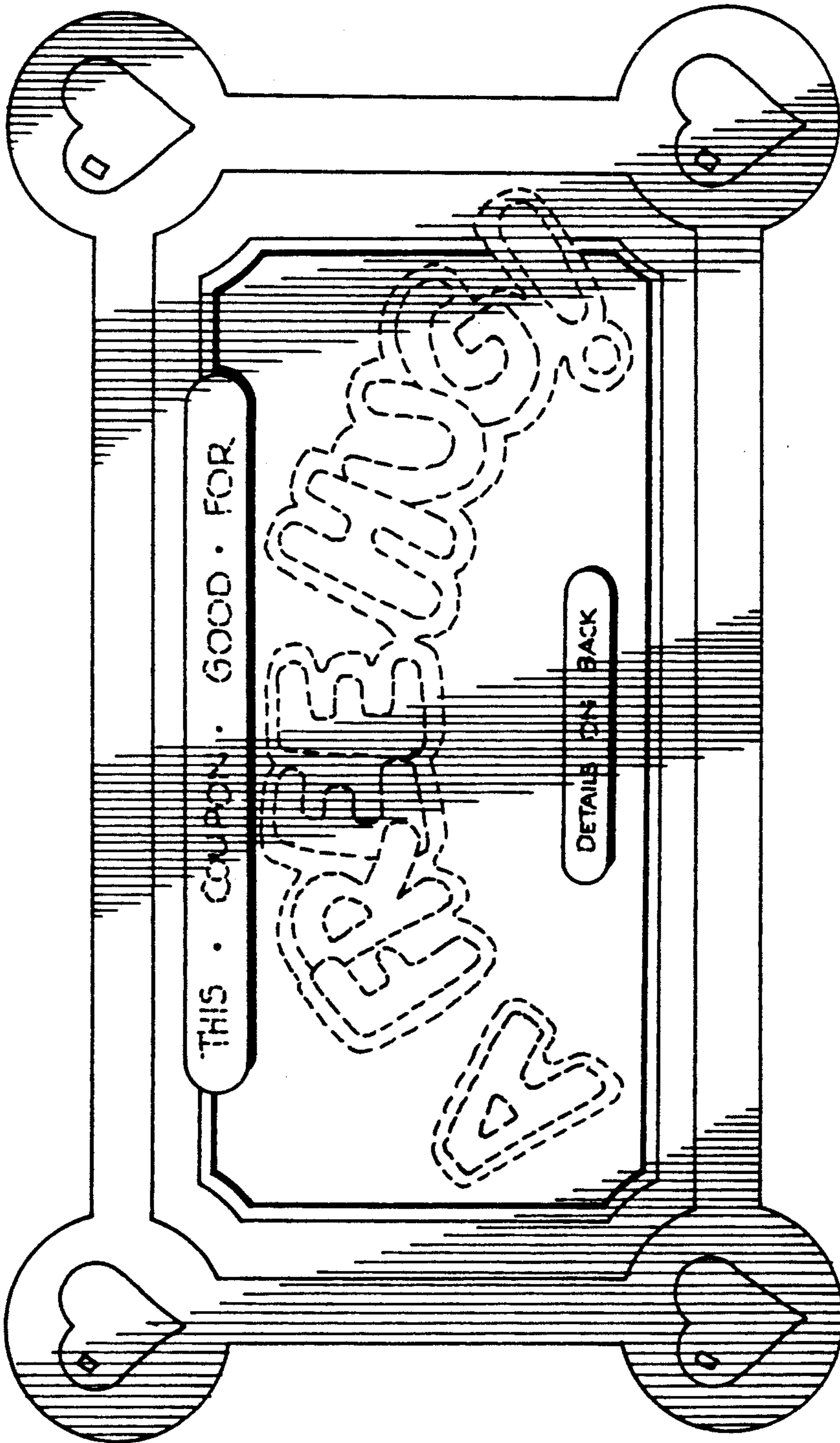


FIG. 2.




FIG. 4.

FIG. 5.



FIG. 3.

