



US00D334201S

# United States Patent [19]

[11] Patent Number: **Des. 334,201**

**Purkapile**

[45] Date of Patent: **\*\* Mar. 23, 1993**

[54] **REFRIGERATOR GRILL**

[75] Inventor: **Emerson J. Purkapile, Chicago, Ill.**

[73] Assignee: **U-Line Corporation, Milwaukee, Wis.**

[\*\*] Term: **14 Years**

[21] Appl. No.: **637,566**

[22] Filed: **Dec. 28, 1990**

[52] U.S. Cl. .... **D15/89**

[58] Field of Search ..... **D15/79, 81-89; 62/440; 312/139.2, 236, 401**

[56] **References Cited**

**U.S. PATENT DOCUMENTS**

D. 117,375	10/1939	Knight	.....	D15/88
D. 117,377	10/1939	Knight	.....	D15/88
D. 164,829	10/1951	Walter	.....	D15/89
3,912,349	10/1975	Hoetker	.....	312/236
4,932,224	6/1990	Katterhenry et al.	.....	312/236

*Primary Examiner*—Bernard Ansher

*Assistant Examiner*—Sandra Morris  
*Attorney, Agent, or Firm*—Quarles & Brady

[57] **CLAIM**

The ornamental design for a refrigerator grill, as shown and described.

**DESCRIPTION**

FIG. 1 is a perspective view taken from the top, front and right side of a refrigerator grill showing my new design;

FIG. 2 is a right side elevational view thereof, the left side being the mirror image of the right side shown;

FIG. 3 is a top plan view thereof;

FIG. 4 is a front elevational view thereof;

FIG. 5 is a bottom plan view thereof;

FIG. 6 is a perspective view taken from the top, front and right side of a second alternative embodiment thereof;

FIG. 7 is a right side elevational view thereof, the left side being the mirror image of the right side shown;

FIG. 8 is a top plan view thereof;

FIG. 9 is a front elevational view thereof; and,

FIG. 10 is a bottom plan view thereof.

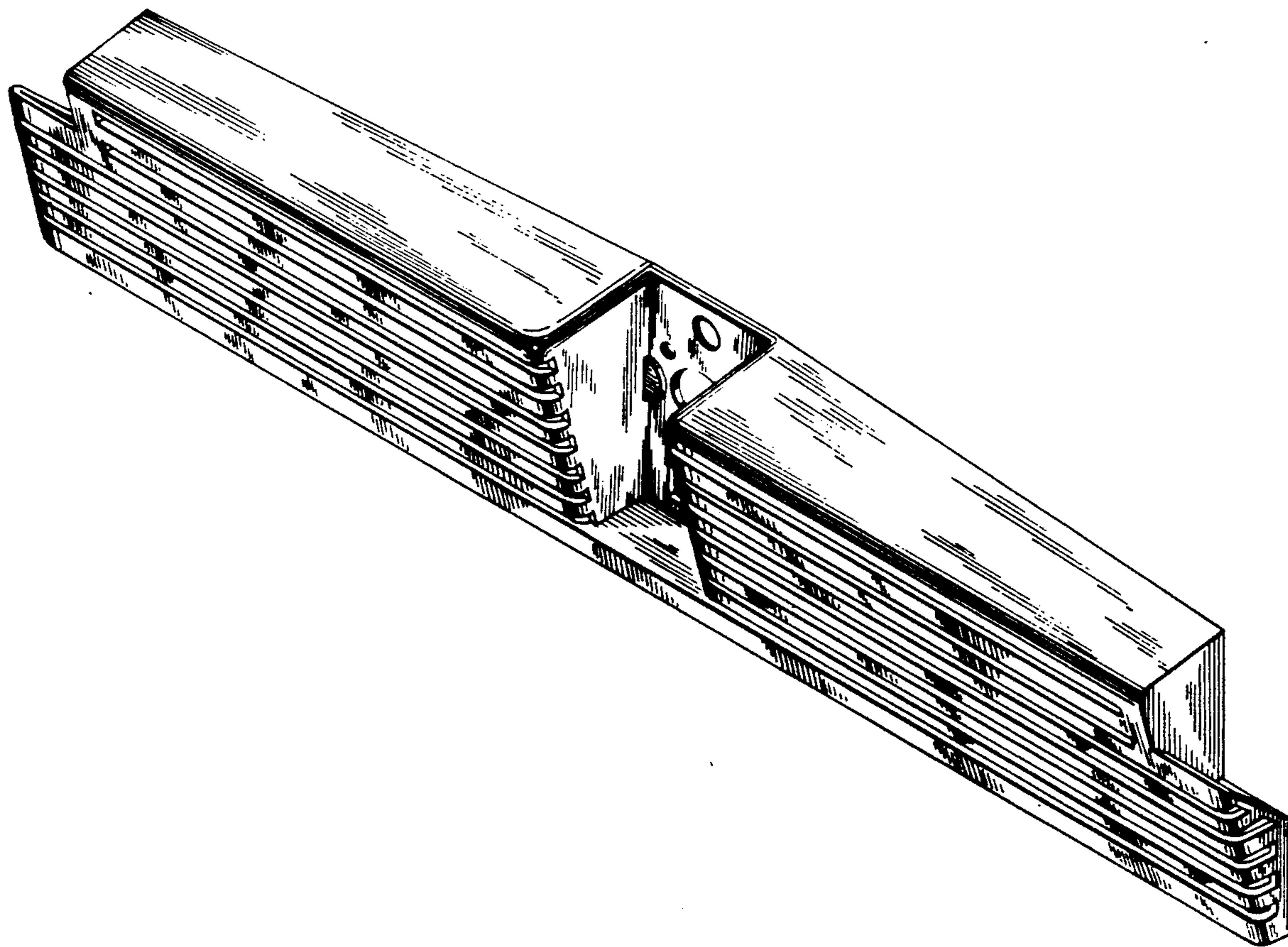


FIG. 1

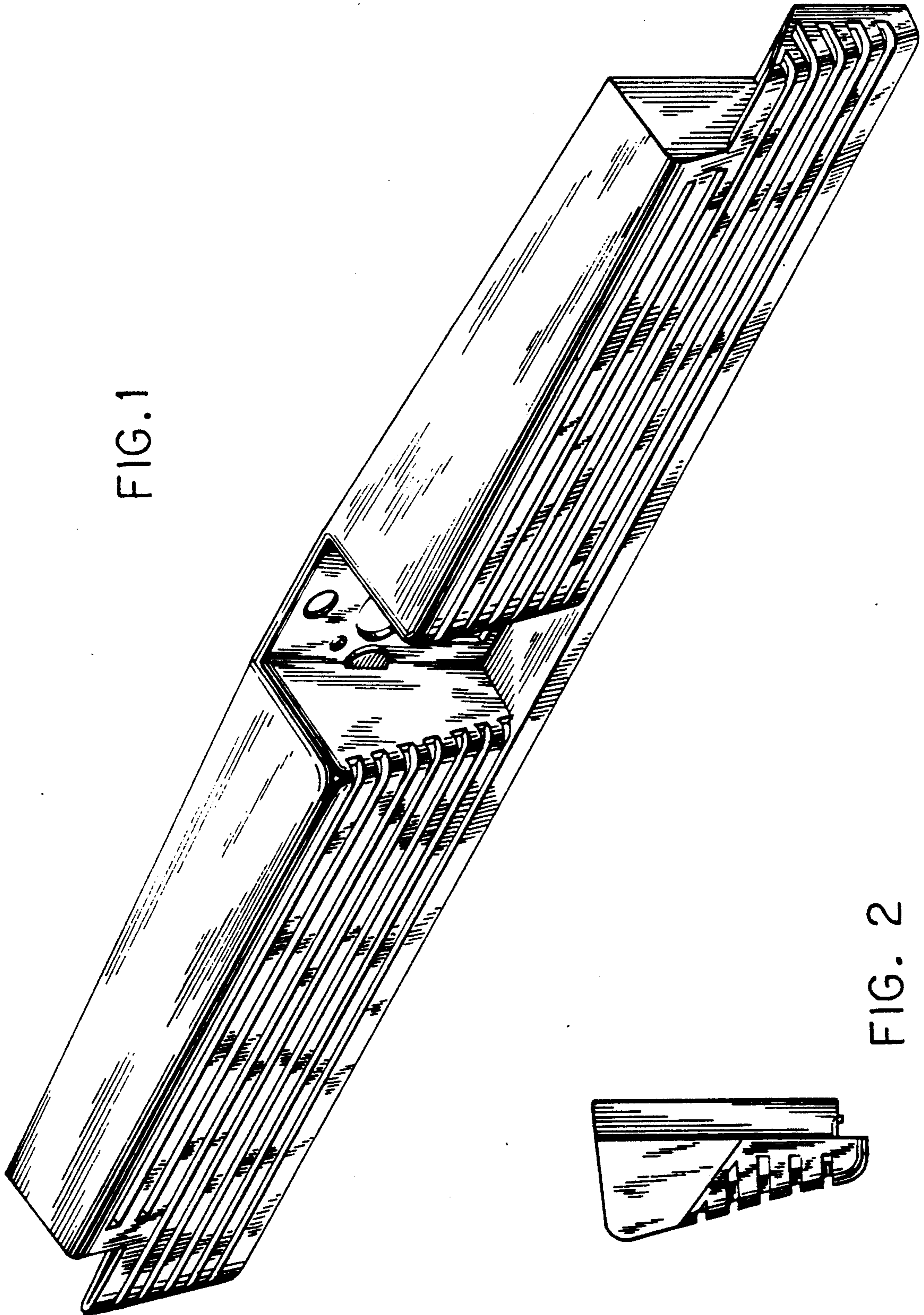


FIG. 2




FIG. 3

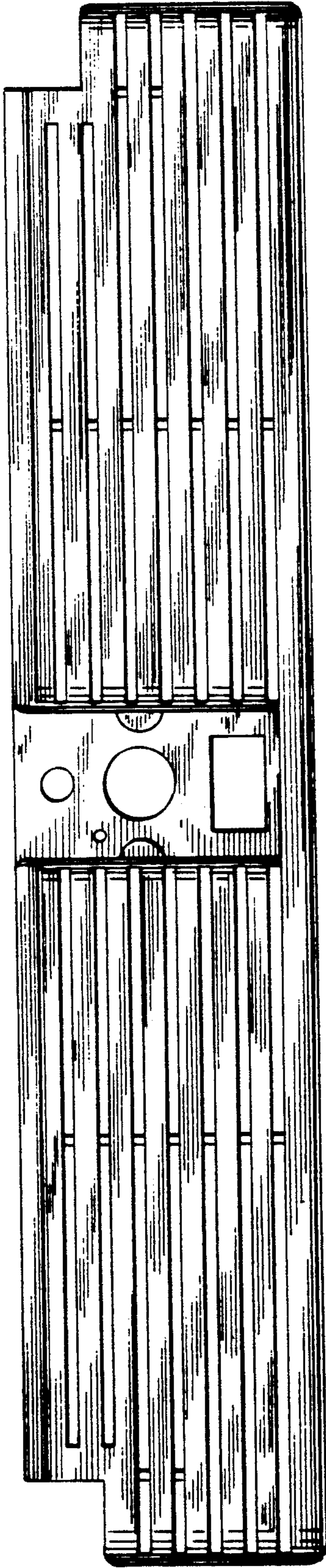
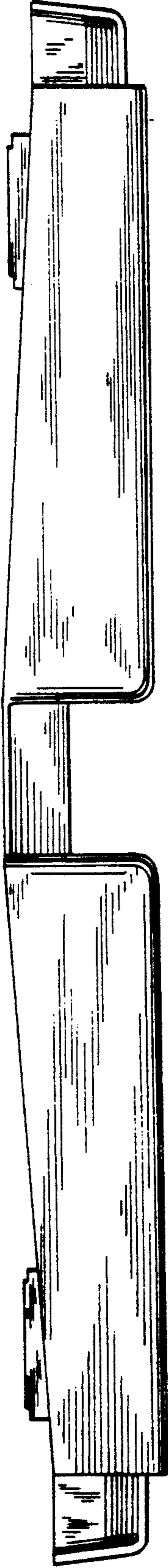


FIG. 4

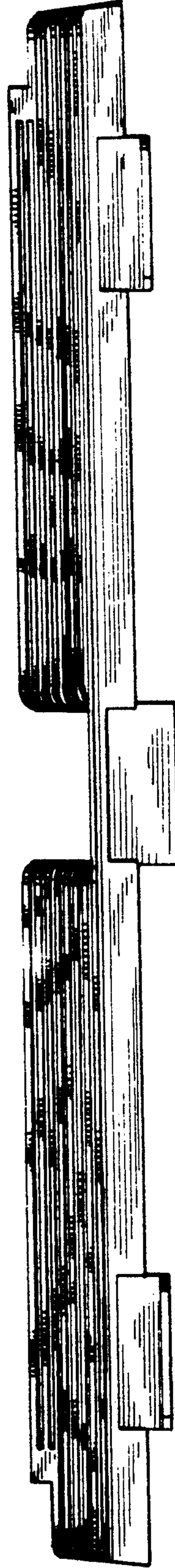


FIG. 5

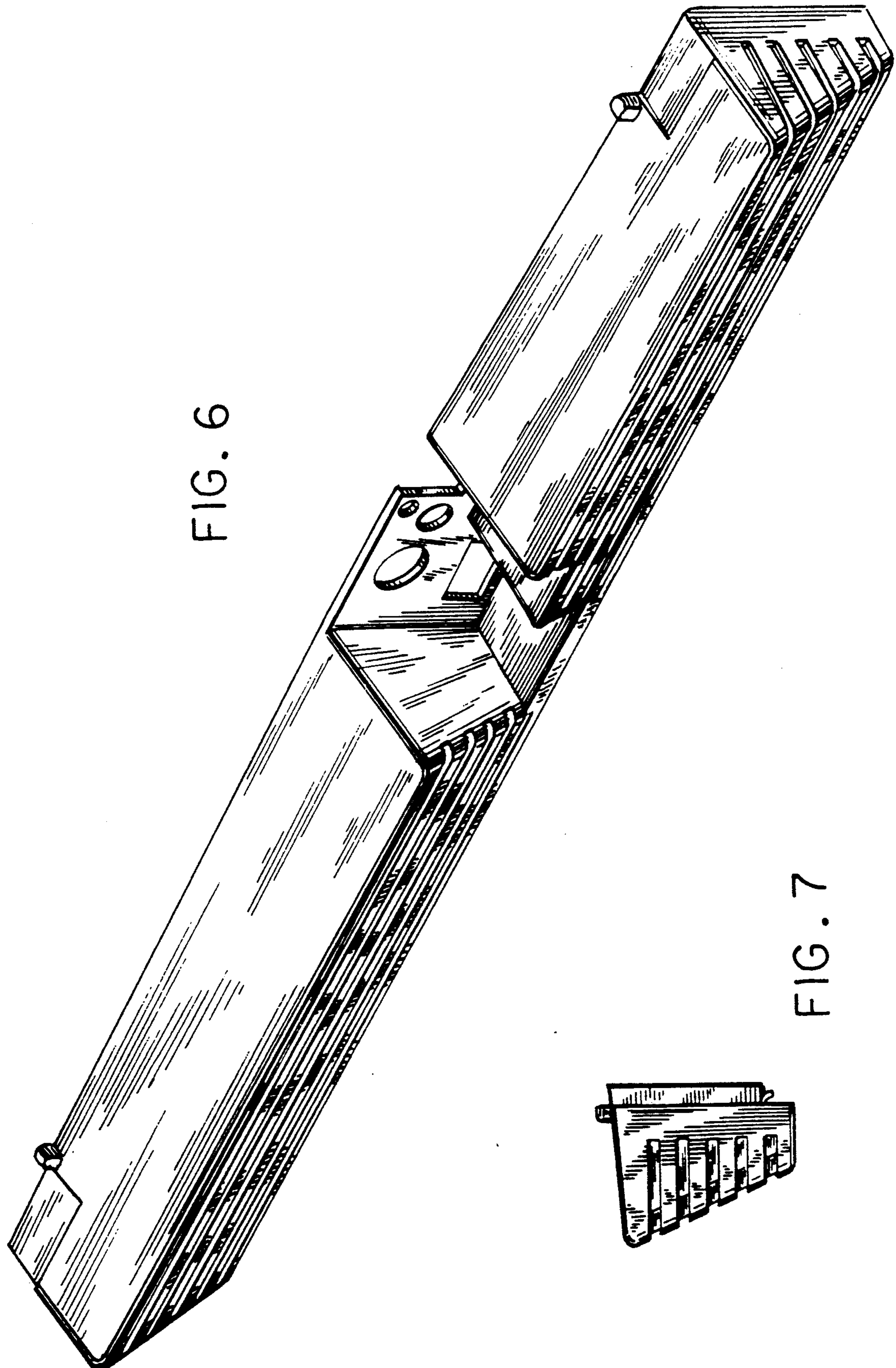


FIG. 6

FIG. 7




FIG. 8

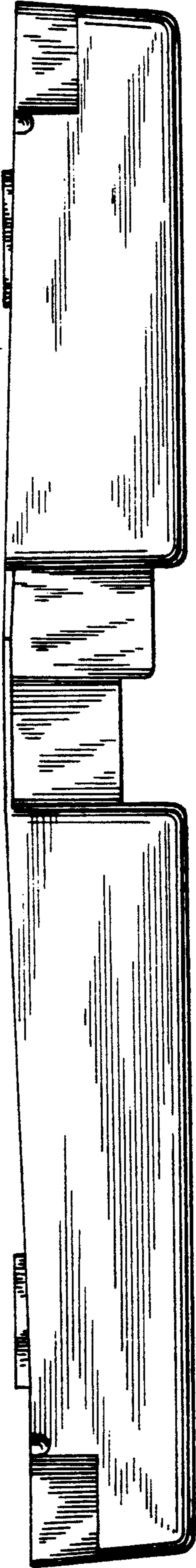


FIG. 9




FIG. 10

