



US00D334191S

United States Patent [19]
Yun

[11] **Patent Number: Des. 334,191**
[45] **Date of Patent: ** Mar. 23, 1993**

[54] **CASSETTE TAPE RECORDER**

[75] **Inventor: Jin S. Yun, Inchon, Rep. of Korea**

[73] **Assignee: Gold Star Co., Ltd., Seoul, Rep. of Korea**

[**] **Term: 14 Years**

[21] **Appl. No.: 566,709**

[22] **Filed: Aug. 13, 1990**

[30] **Foreign Application Priority Data**

Feb. 13, 1990 [JP] Japan 2-1601
[52] **U.S. Cl. D14/165; D14/168**
[58] **Field of Search D14/160-168, D14/154, 188, 192, 194-196; 455/344, 350-351**

[56] **References Cited**

U.S. PATENT DOCUMENTS

D. 294,567 3/1988 Fujii D14/163
D. 311,005 10/1990 Isonaga D14/163
D. 312,637 12/1990 Gato et al. D14/163
D. 314,381 2/1991 Camens D14/163


Primary Examiner—Theodore M. Shooman
Attorney, Agent, or Firm—John P. White

[57] **CLAIM**

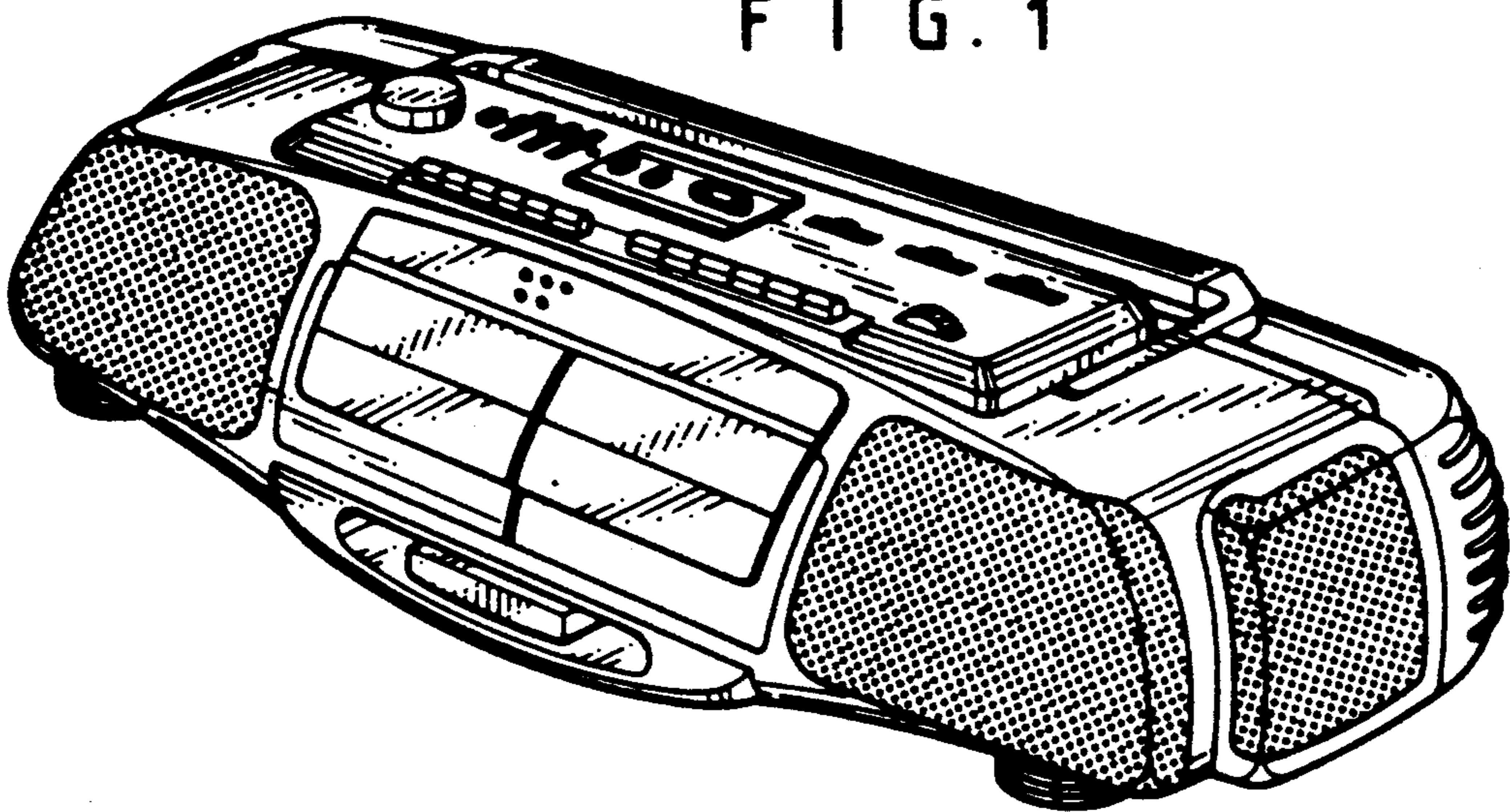
The ornamental design for a cassette tape recorder, as shown.

DESCRIPTION


FIG. 1 is a top, front, and right side perspective view of a cassette tape recorder showing my new design; FIG. 2 is a top plan view thereof; FIG. 3 is a front elevational view thereof; FIG. 4 is a rear elevational view thereof; FIG. 5 is a bottom plan view thereof; FIG. 6 is a right side elevational view thereof; and, FIG. 7 is a left side elevational view thereof.



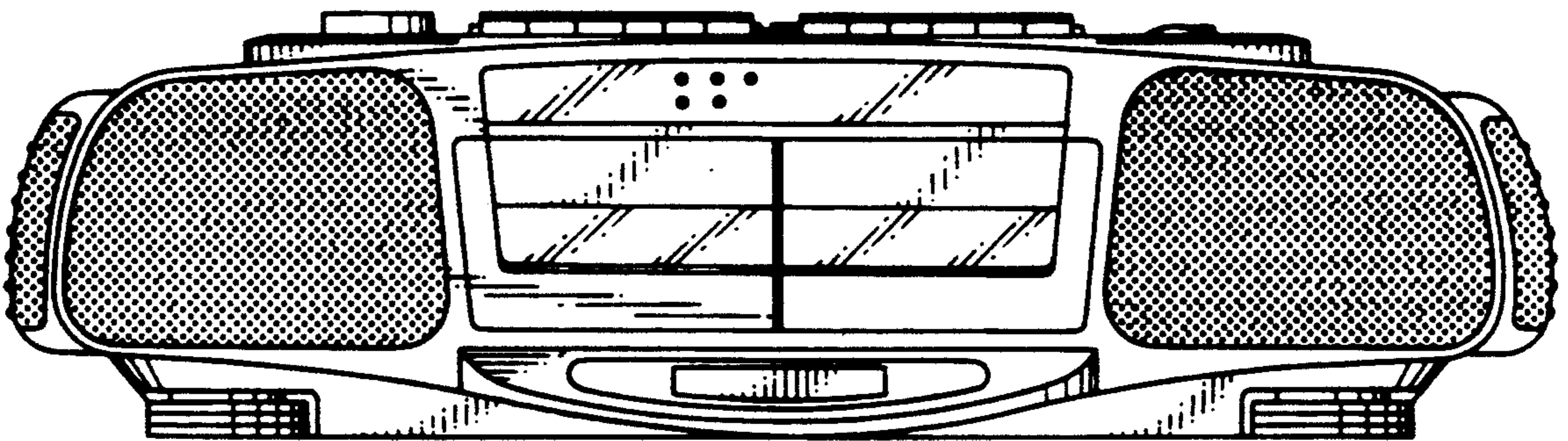
F I G . 1



F I G . 2



F I G . 3



F I G . 4




FIG. 5

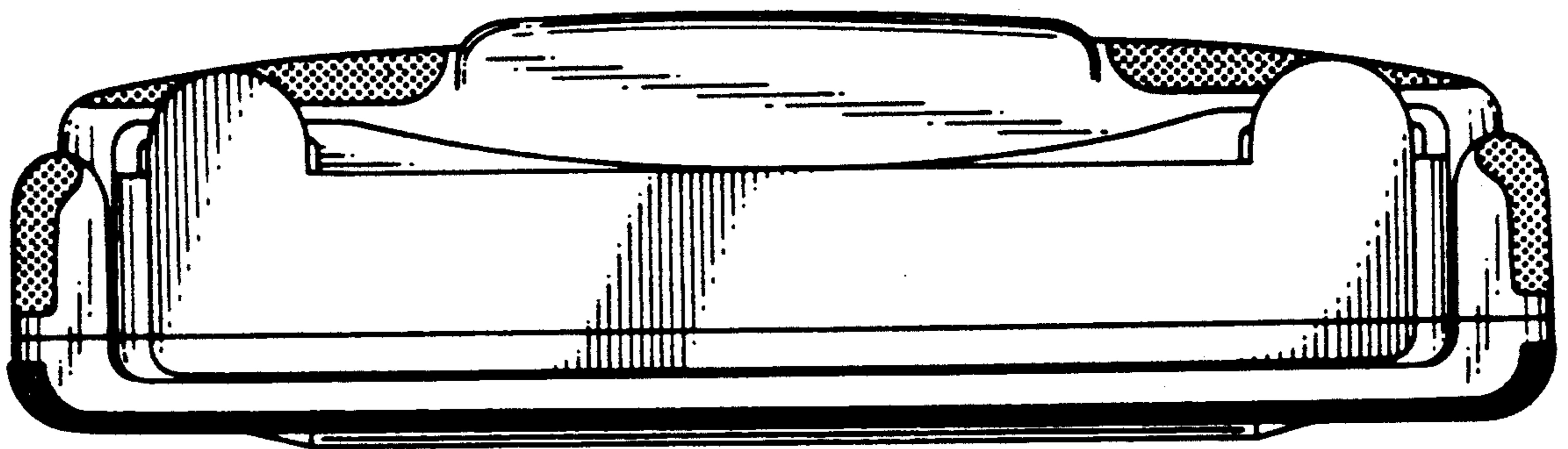


FIG. 6

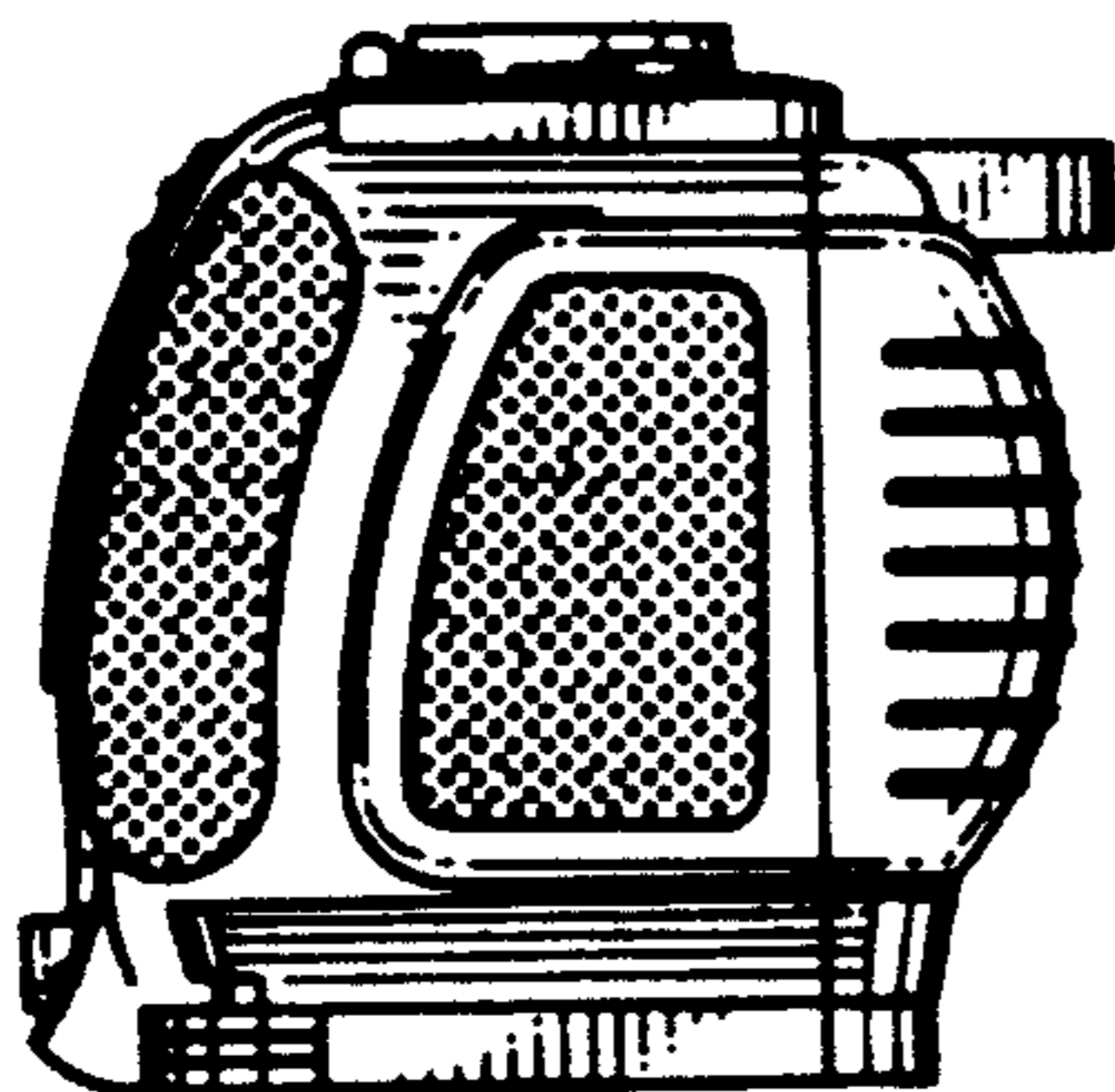


FIG. 7

