



US00D334156S

United States Patent [19]

[11] Patent Number: **Des. 334,156**

Sprick

[45] Date of Patent: **** Mar. 23, 1993**

[54] COLLAR STAY

[76] Inventor: **Richard H. Sprick, R.R. 3, Box 105, Lake City, Minn. 55041**

[**] Term: **14 Years**

[21] Appl. No.: **611,356**

[22] Filed: **Nov. 8, 1990**

[52] U.S. Cl. **D11/222**

[58] Field of Search **D11/200, 205, 222, 56, D11/213, 86, 81, 11; 2/132, 141 R, 152 A, 152 R, 148; 24/298-299, 900, 49**

2,905,945	9/1959	Winter	2/132
3,005,204	10/1961	Silver	2/132
3,106,719	10/1963	Rosenfeld	2/141
4,126,917	11/1978	Nakatsuji	24/49 CP
4,507,344	3/1985	Baughman	D11/41

FOREIGN PATENT DOCUMENTS

34196	12/1885	Fed. Rep. of Germany	24/299
244659	12/1925	Italy	24/299
1250580	10/1971	United Kingdom	24/706.3

OTHER PUBLICATIONS

W. Bell Cat. 1987-1988 Tie tack in lower left of page 51.

Primary Examiner—Hugo Word

Assistant Examiner—R. Seifert

Attorney, Agent, or Firm—Gerald E. Helget

[56]

References Cited

U.S. PATENT DOCUMENTS

D. 150,185	7/1948	Wrzlowosky	D11/2
D. 265,145	6/1982	Piorek	D11/213
317,854	5/1885	Riley et al.	24/299 X
830,785	9/1906	Hansel	24/299 X
968,801	8/1910	Reynolds	24/900 X
1,059,353	4/1913	Doran	.	
1,338,783	5/1920	Lobar	24/299 X
1,492,403	4/1924	Slater	.	
1,635,333	7/1927	Mickleborough	24/299
1,701,461	2/1929	Graham	D11/213
1,737,453	11/1929	Doran	.	
1,862,444	6/1932	Vickers	24/299
2,274,269	2/1942	Jellinek	24/299 X
2,431,053	11/1947	Less	2/132
2,454,076	11/1948	Marx et al.	2/132
2,620,481	12/1952	Florkewicz	2/132


[57]

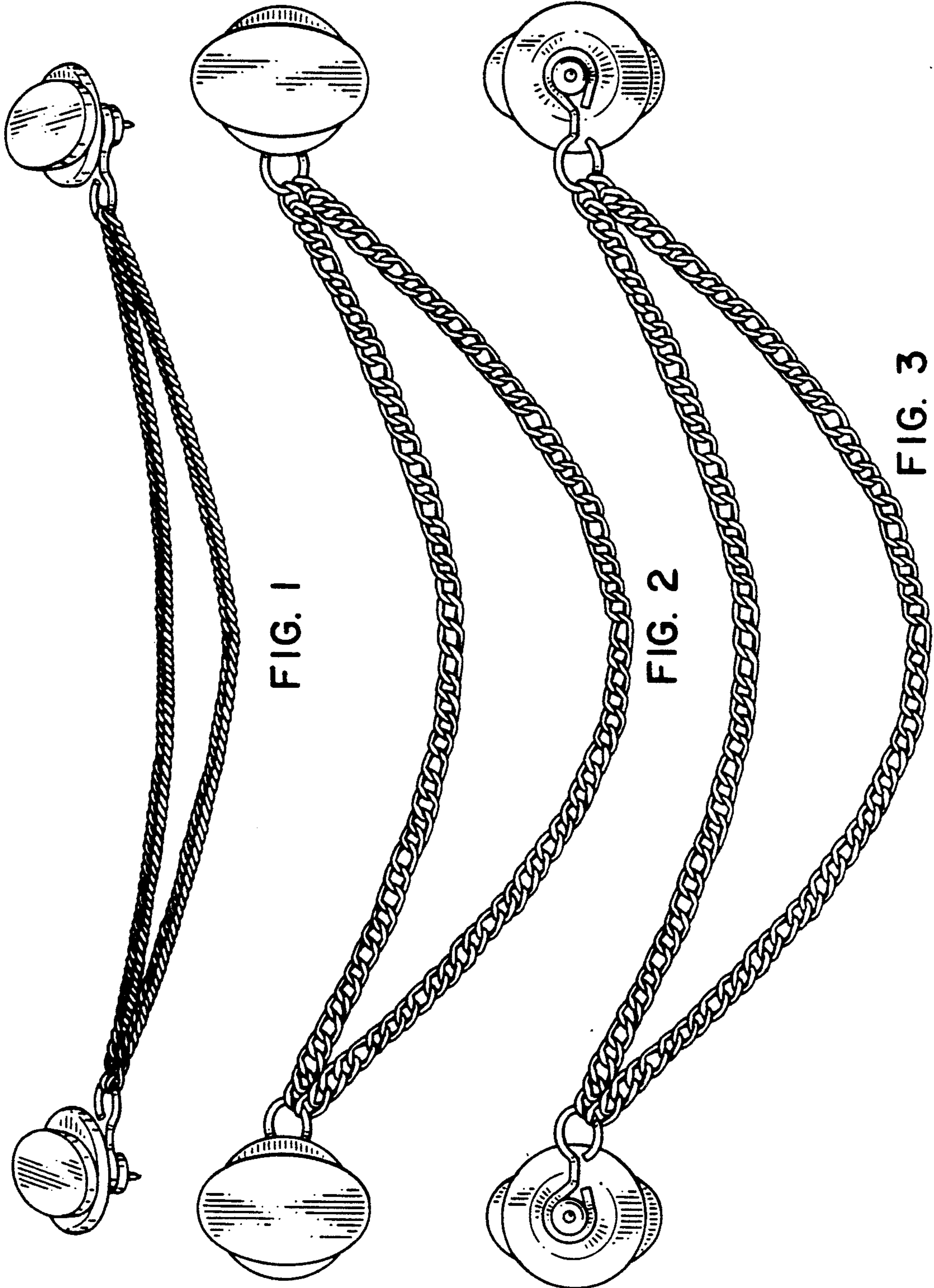
CLAIM

The ornamental design for a collar stay, as shown and described.

DESCRIPTION

FIG. 1 is a perspective view of a collar stay showing my new design;
 FIG. 2 is a front elevational thereof, shown on an enlarged scale;
 FIG. 3 is a rear elevational view thereof;
 FIG. 4 is a top plan view thereof;
 FIG. 5 is a bottom plan view thereof;
 FIG. 6 is a left side elevational view thereof; and,
 FIG. 7 is a right side elevational view thereof.








FIG. 4




FIG. 5




FIG. 6

FIG. 7