



US00D334154S

United States Patent [19]
Benderly

[11] **Patent Number: Des. 334,154**
[45] **Date of Patent: ** Mar. 23, 1993**

[54] **GEMSTONE**

[75] **Inventor: David B. Benderly, Roosevelt Island, N.Y.**

[73] **Assignee: DBC of New York, Inc., New York, N.Y.**

[**] **Term: 14 Years**

[21] **Appl. No.: 617,043**

[22] **Filed: Nov. 19, 1990**

[52] **U.S. Cl. D11/90; D11/89**

[58] **Field of Search D11/1-2, D11/7, 14-19, 26-29, 34-39, 89, 90; 63/1.1-6, 32**

[56] **References Cited**

U.S. PATENT DOCUMENTS

73,182	8/1927	Kasch	D11/90
74,127	12/1927	Varni	D11/90
D. 235,912	7/1975	Golay	63/32
D. 239,556	4/1976	Braff	D11/90
D. 304,698	11/1989	Joh	D11/90

Primary Examiner—A. Hugo Word
Assistant Examiner—R. Seifert
Attorney, Agent, or Firm—Kirschstein, Ottinger, Israel & Schiffmiller

[57] **CLAIM**

The ornamental design for a gemstone, as shown.

DESCRIPTION

FIG. 1 is a top plan view of a gemstone showing a first embodiment of my new design;
FIG. 2 is a front elevational view thereof, the opposite side being a mirror image;
FIG. 3 is a right side elevational view thereof, the opposite side being a mirror image;
FIG. 4 is a bottom plan view thereof;
FIG. 5 is a perspective view thereof;
FIG. 6 is a top plan view of a gemstone showing a second embodiment of my new design;
FIG. 7 is a front elevational view thereof, the opposite side being a mirror image;
FIG. 8 is a right side elevational view thereof, the opposite side being a mirror image;
FIG. 9 is a bottom plan view thereof; and,
FIG. 10 is a perspective view thereof.




FIG. 1



FIG. 2



FIG. 3

FIG. 4

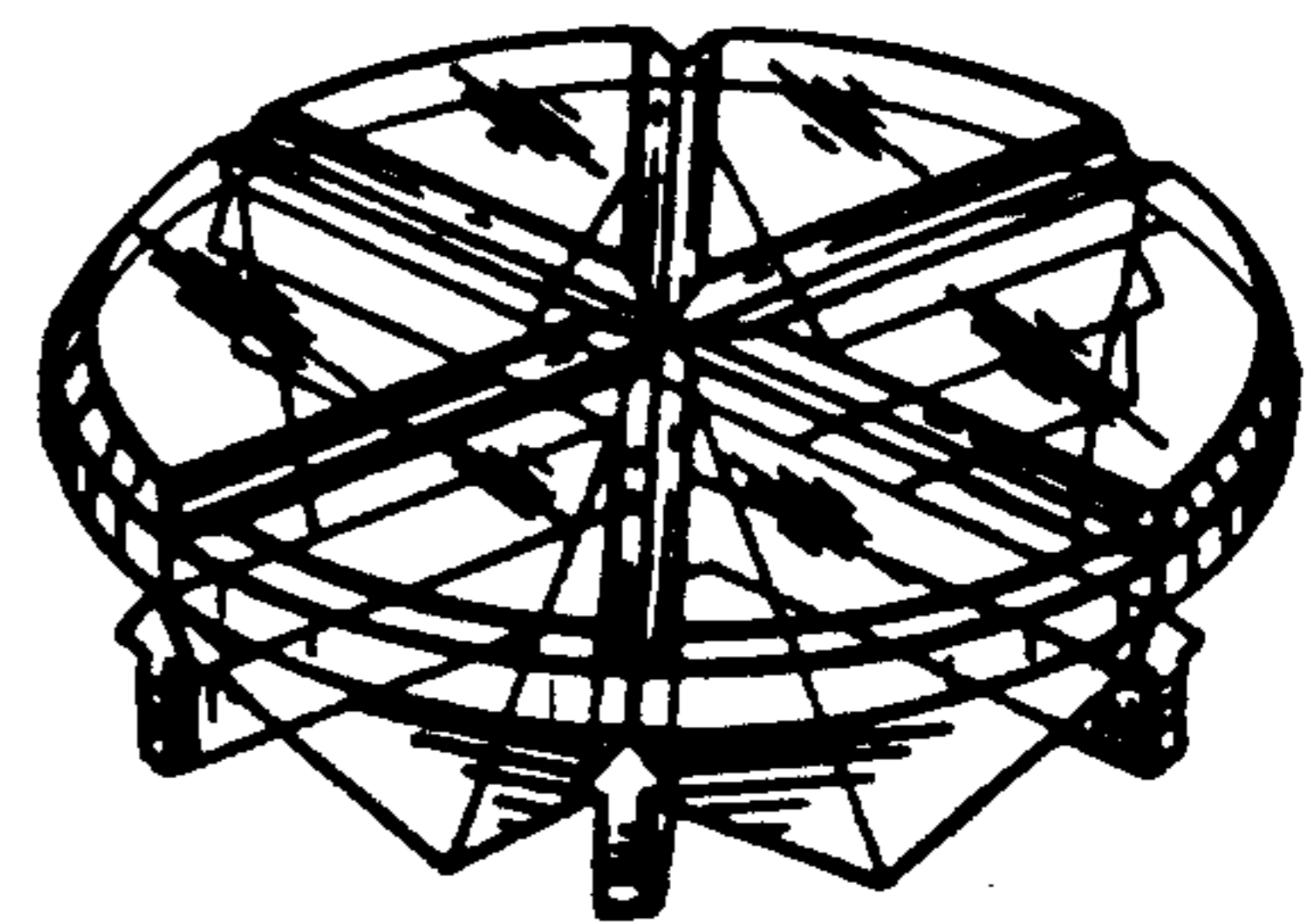



FIG. 5

FIG. 6

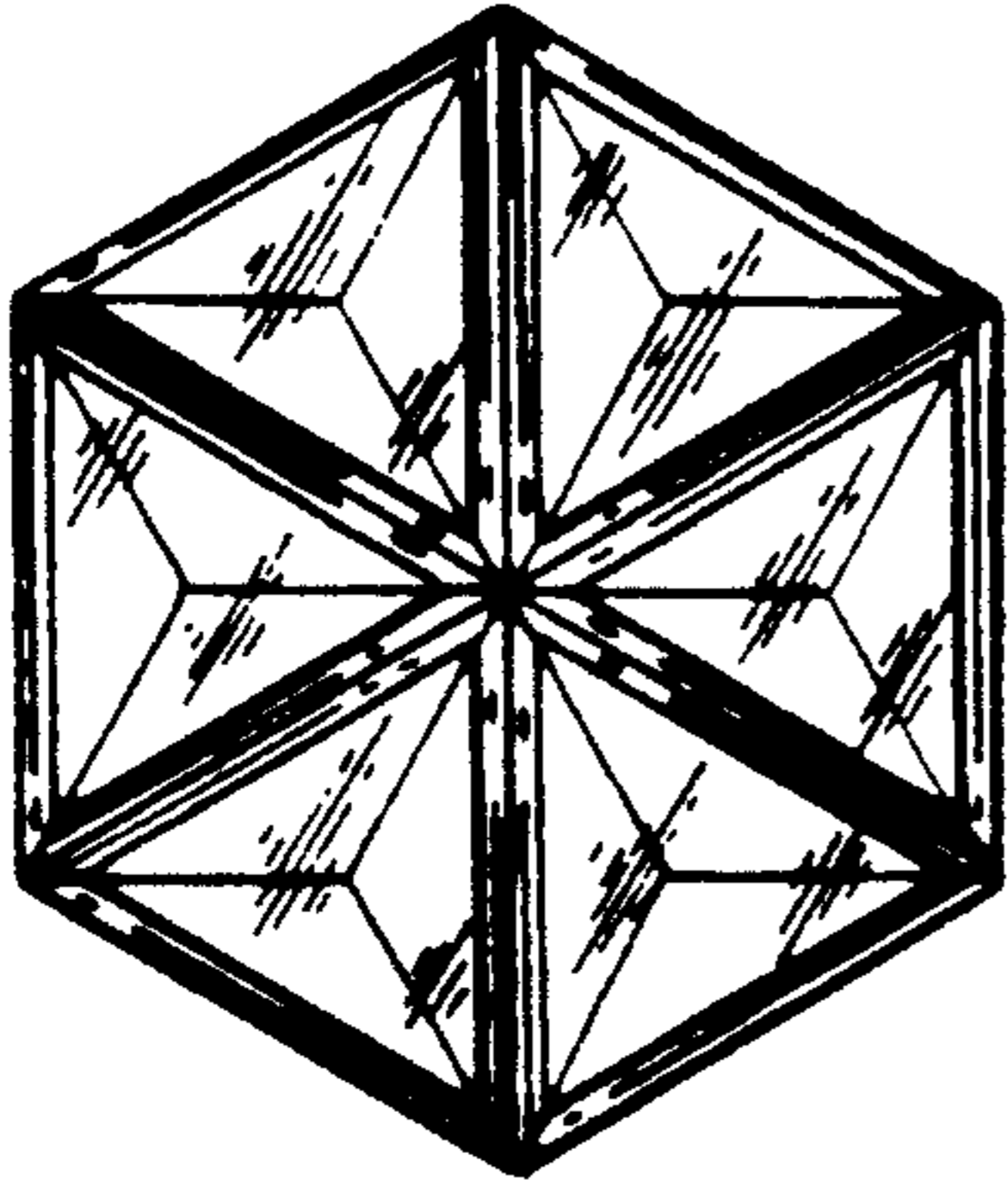


FIG. 7



FIG. 8

FIG. 9

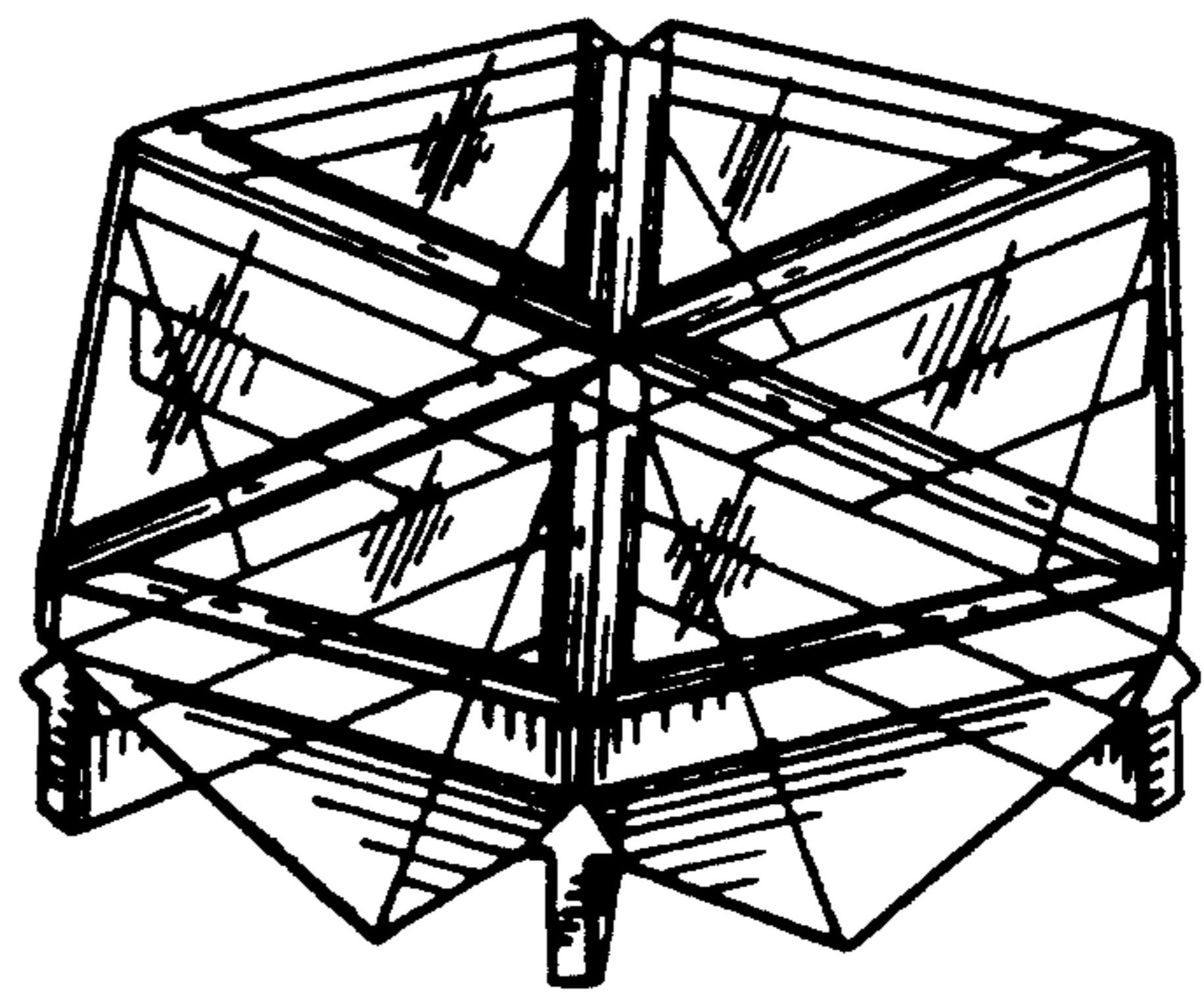
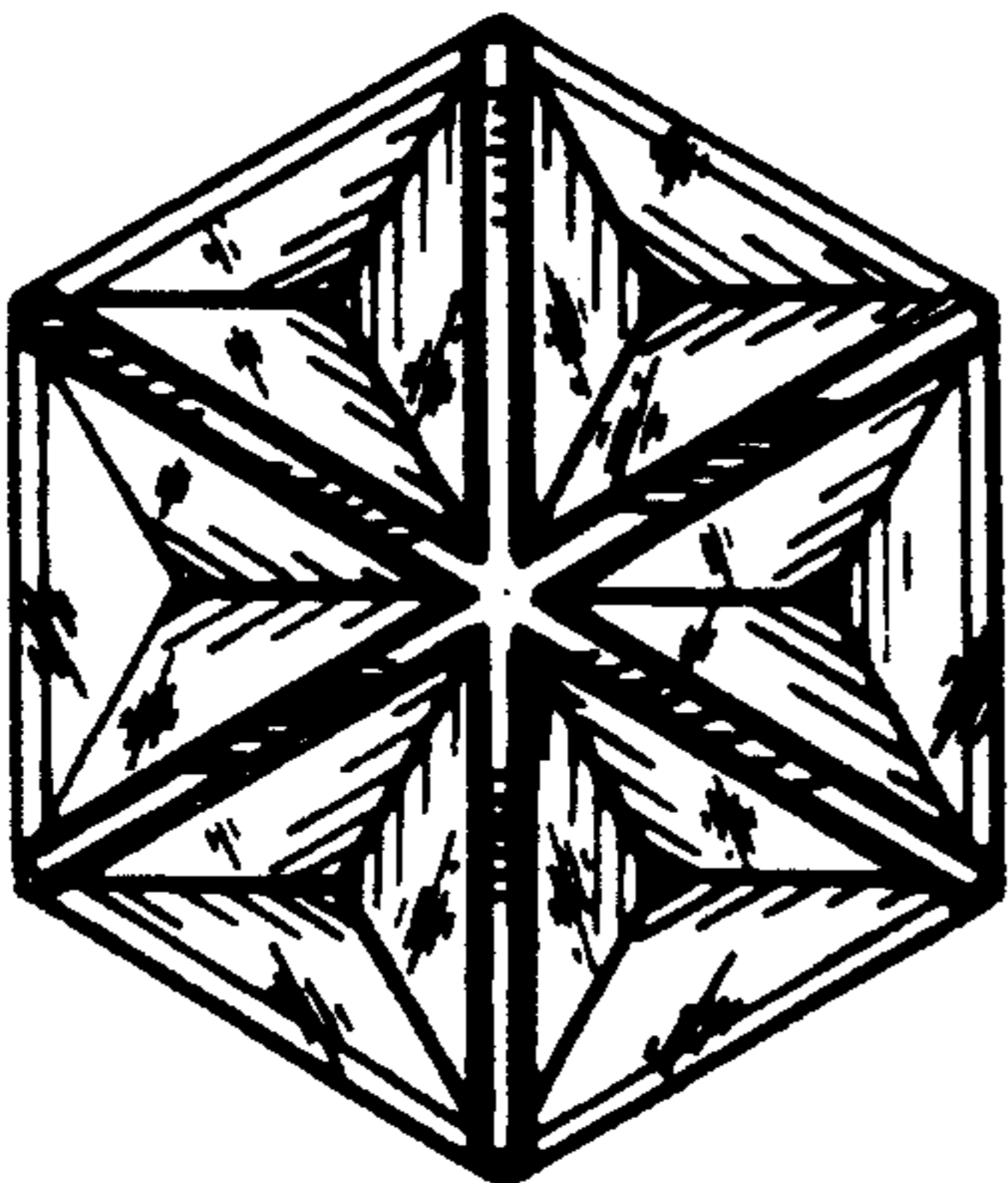


FIG. 10