



US00D334153S

# United States Patent [19] Mandelbaum

[11] Patent Number: **Des. 334,153**  
[45] Date of Patent: **\*\* Mar. 23, 1993**

[54] **EARRING**

[75] Inventor: **Jonathan Mandelbaum**, Forest Hills, N.Y.

[73] Assignee: **Almond Jewelers Inc.**, Westbury, N.Y.

[\*\*] Term: **14 Years**

[21] Appl. No.: **919,364**

[22] Filed: **Jul. 23, 1992**

[52] U.S. Cl. .... **D11/76**

[58] Field of Search ..... **D11/1-25, D11/93, 94, 40-50, 62, 75-78; 63/1.1, 2, 12-14.8, 15-15.65**

[56] **References Cited**

**U.S. PATENT DOCUMENTS**

D. 4,911	5/1871	Smith	.....	D11/4
8,786	11/1875	Beam	.....	D11/75
D. 73,566	10/1927	Hahn	.....	D11/75
D. 91,604	2/1934	Conner	.....	D11/4
D. 108,179	1/1938	Jaske et al.	.....	D11/75
D. 138,956	10/1944	Karples	.....	D11/75
D. 147,109	7/1947	Chernow	.....	D11/75
D. 147,154	7/1947	Stanley	.....	D11/4
D. 148,142	12/1947	Chernow	.....	D11/75
D. 148,172	12/1947	Katz	.....	D11/75
211,558	1/1879	Edwards	.....	63/15.3
D. 255,885	7/1980	Andrews	.....	D11/76
D. 258,580	3/1981	Bulgari	.....	D11/5
D. 268,013	2/1983	Stimmler	.....	D11/5
D. 301,316	5/1989	Yoshida	.....	D11/75

D. 301,317	5/1989	Yoshida	.....	D11/75
D. 301,318	5/1989	Yoshika	.....	D11/75
D. 314,929	2/1991	Chia et al.	.....	D11/76
575,604	1/1897	Hendrickson	.....	63/1.1
1,539,940	6/1925	Gaschke	.....	63/26
1,936,604	11/1933	Moldenhauer	.....	63/15
1,957,161	5/1934	Dubassoff	.....	63/15
2,262,513	11/1941	Novack	.....	63/15.2
2,346,607	4/1944	Raiman	.....	63/15
4,549,411	10/1985	Ivey	.....	63/2
4,628,708	12/1986	Ivey	.....	63/2

*Primary Examiner*—A. Hugo Word  
*Assistant Examiner*—R. Seifert  
*Attorney, Agent, or Firm*—Notaro & Michalos

[57] **CLAIM**

The ornamental design for an earring, as shown and described.

**DESCRIPTION**

FIG. 1 is a right, front, top perspective view of an earring showing my new design;  
FIG. 2 is a front elevational view thereof;  
FIG. 3 is a left side elevational view thereof;  
FIG. 4 is a bottom plan view thereof;  
FIG. 5 is a right, front, top perspective view of an earring showing my new design; and,  
FIG. 6 is a right, front, top perspective view of an earring showing a third embodiment of my new design. The views of the second and third embodiments are essentially the same as those shown in FIGS. 1-4 except for the amount of bands and a different geometric shape in FIG. 6.

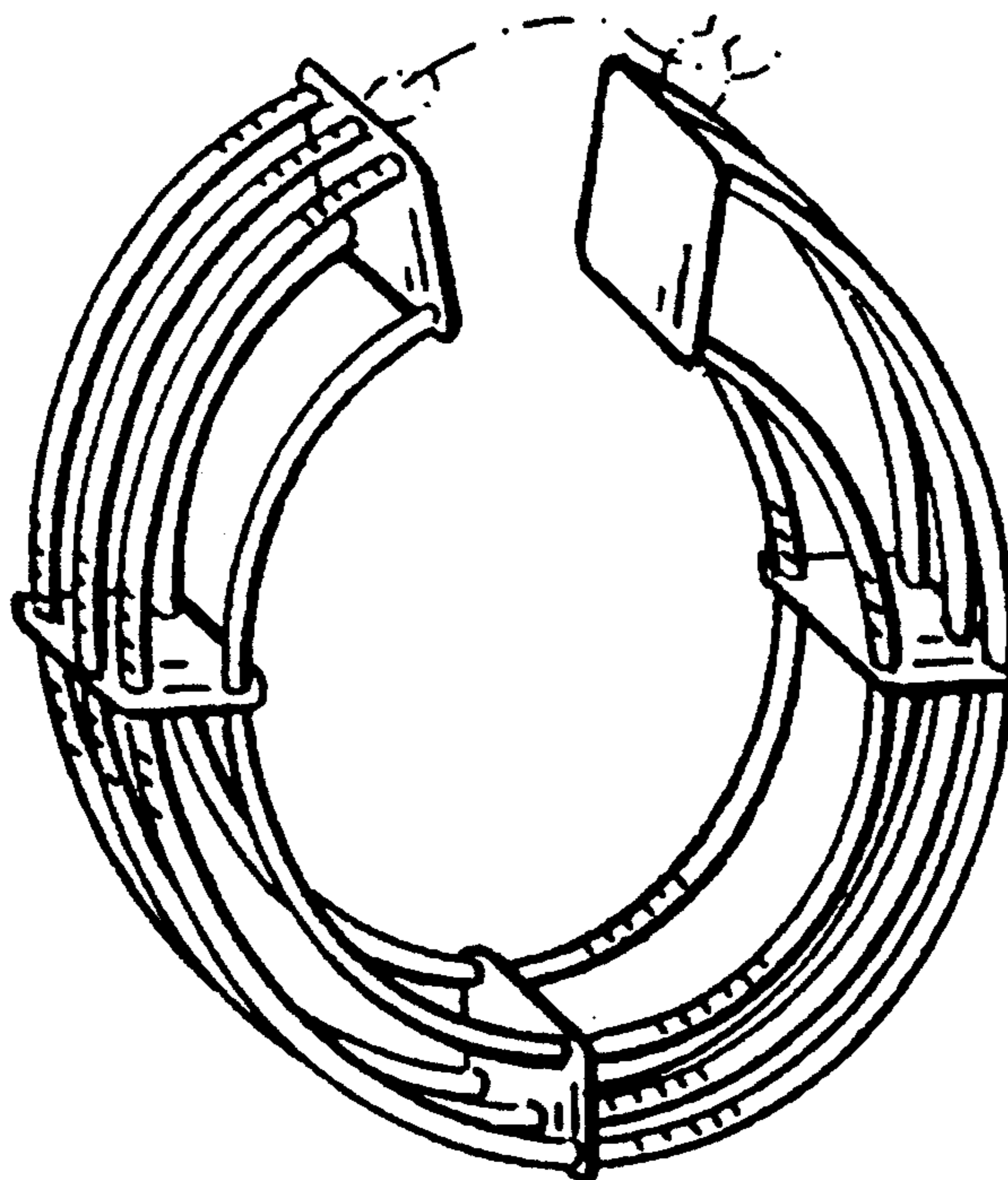


FIG. 1

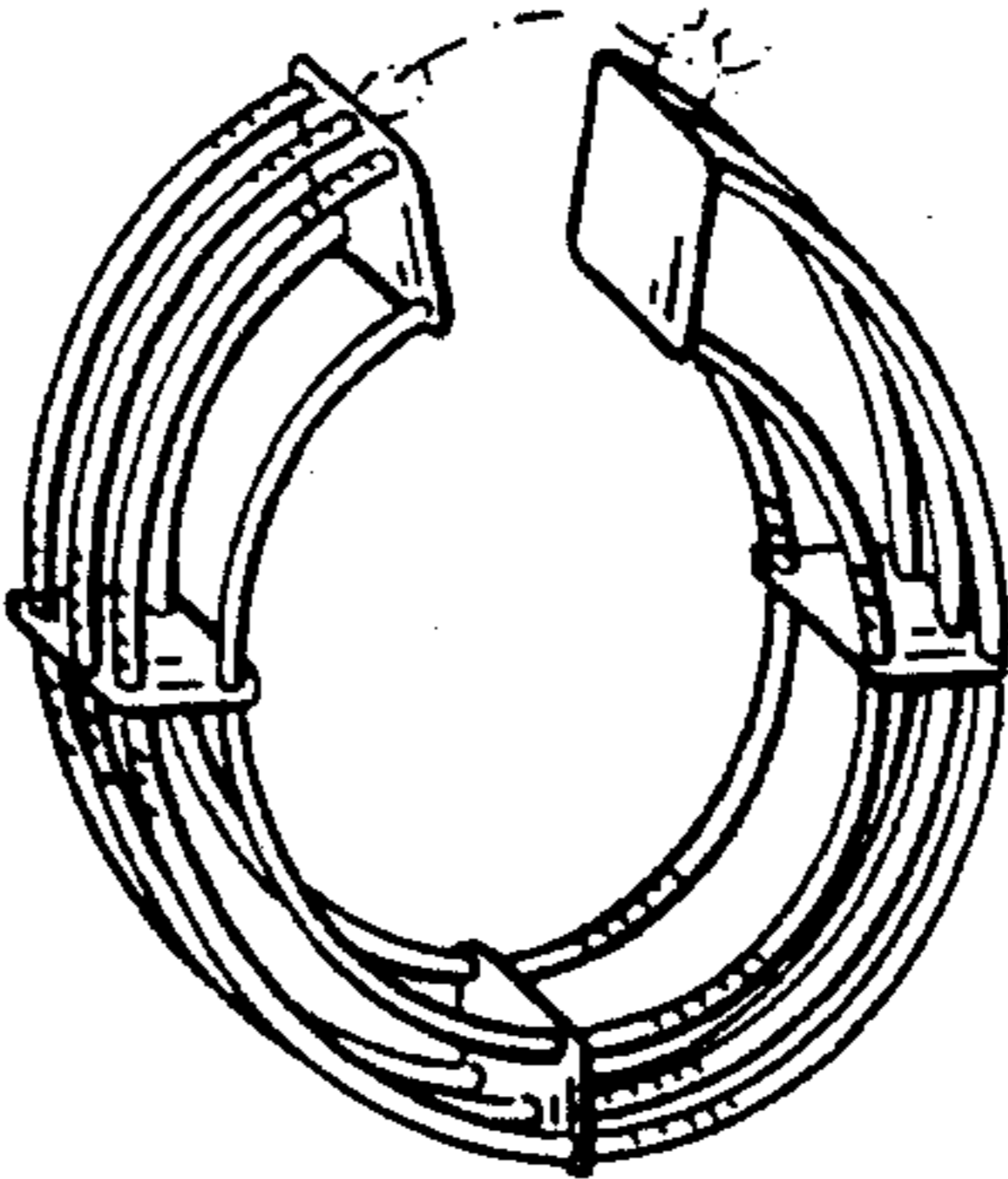


FIG. 2

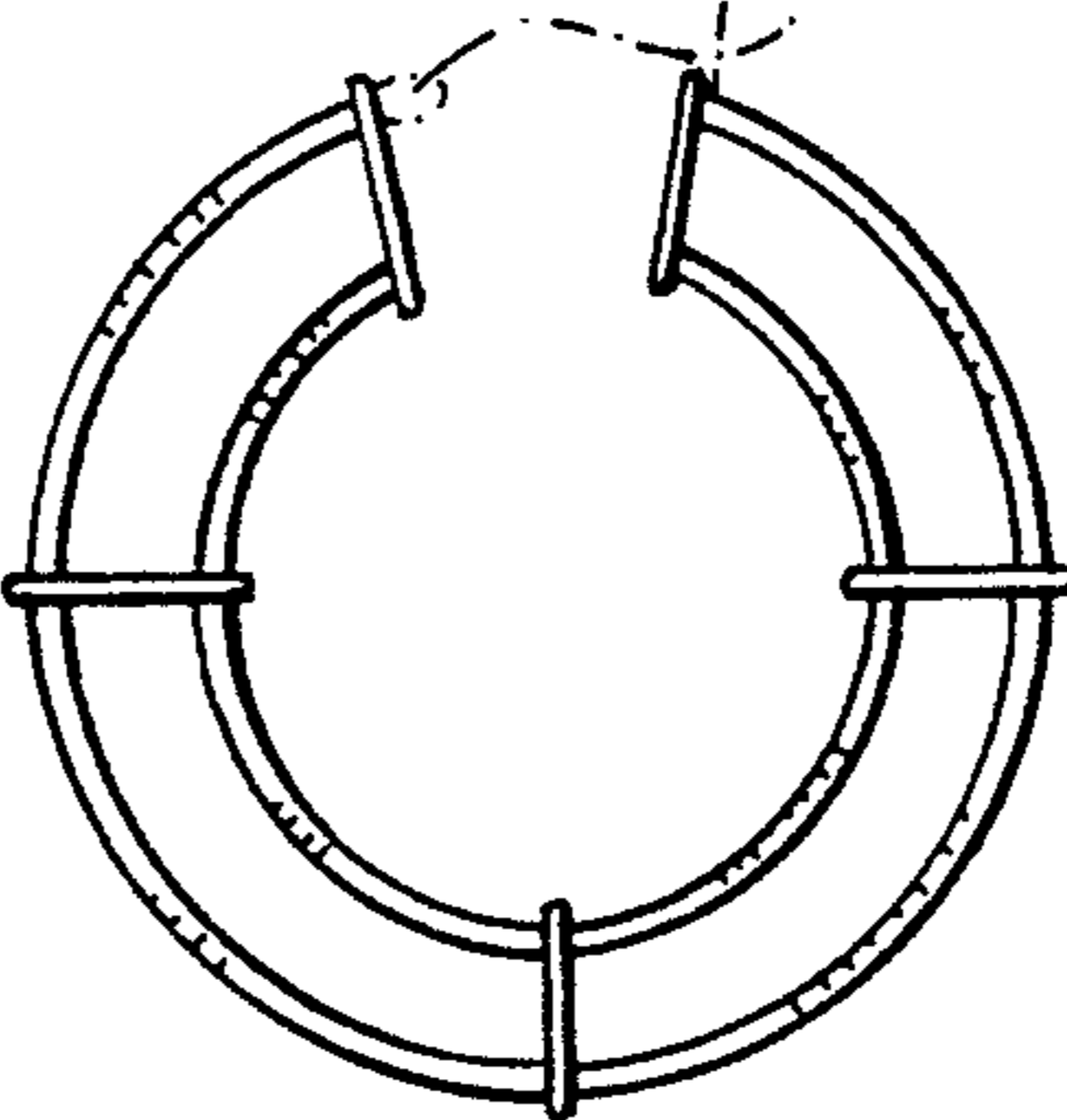
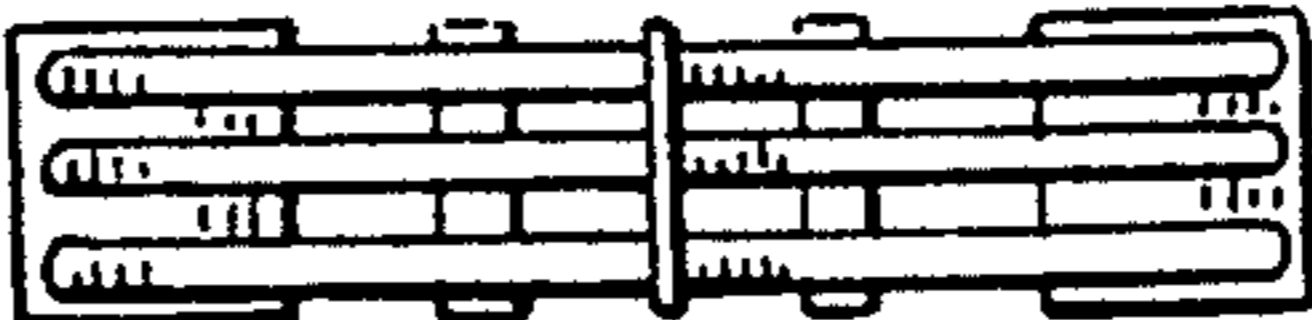


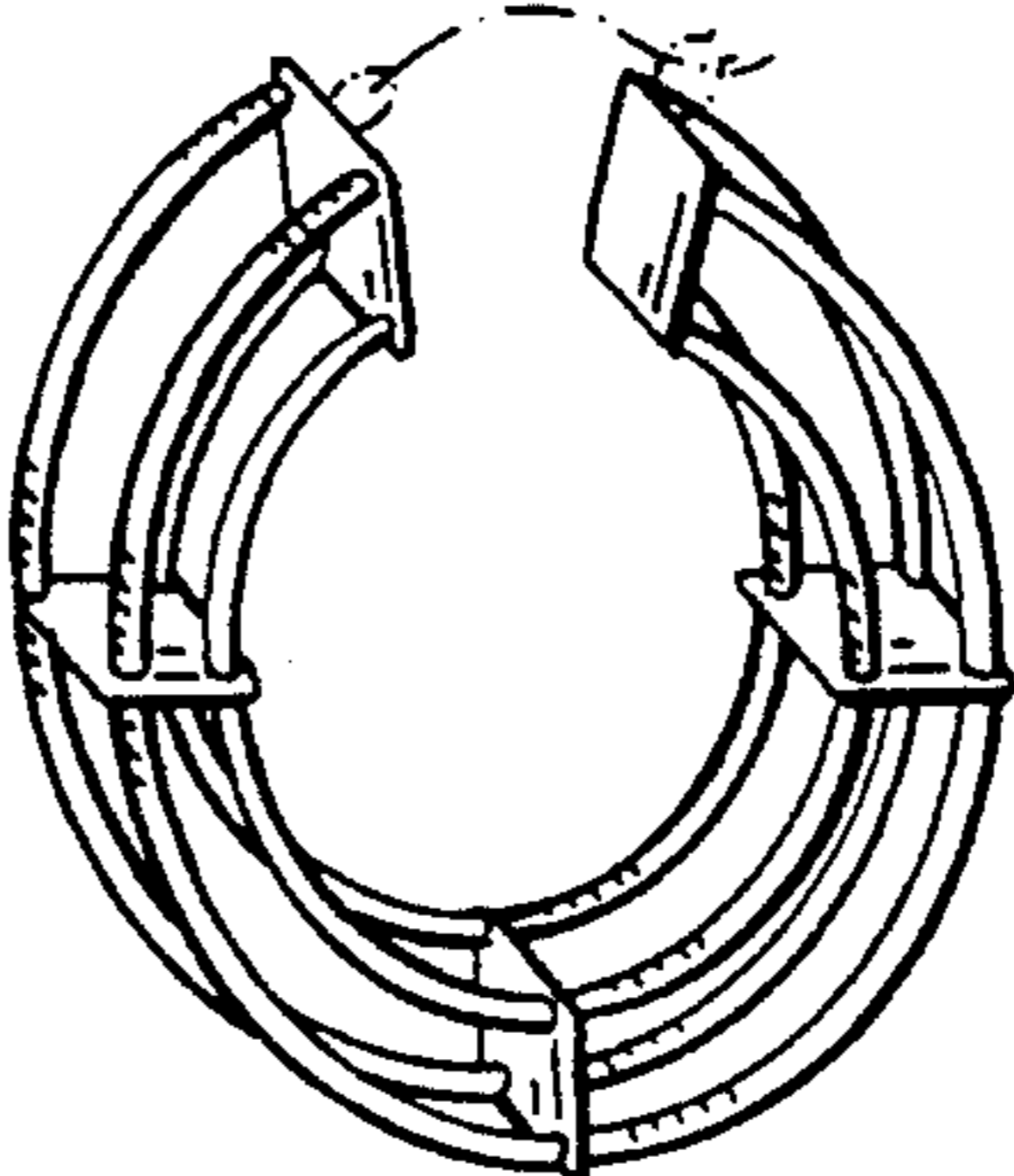
FIG. 3



FIG. 4



*FIG. 5*



*FIG. 6*

