



US00D334150S

**United States Patent** [19]  
**Cuddeback et al.**

[11] **Patent Number: Des. 334,150**  
[45] **Date of Patent: \*\* Mar. 23, 1993**

[54] **BRACELET**

[76] **Inventors:** Jon W. Cuddeback, 1632 NE. Perkins Way, Seattle, Wash. 98155; Mary A. Koehler, 1940 8th Ave. West, Seattle, Wash. 98119

[\*\*] **Term:** 14 Years

[21] **Appl. No.:** 571,436

[22] **Filed:** Aug. 22, 1990

[52] **U.S. Cl. ....** D11/5; D11/3

[58] **Field of Search ....** D11/1-25, D11/93, 94; 59/78, 78.1, 79.3-85, 90; 63/1.1-6

[56] **References Cited**

**U.S. PATENT DOCUMENTS**

D. 255,022	5/1980	Hofman	.....	D11/3
D. 255,668	7/1980	Sidders et al.	.....	D11/4
D. 300,810	4/1989	Reaume	.....	D11/4
3,805,427	4/1974	Epstein	.....	D11/4

**OTHER PUBLICATIONS**

Henry Dreyfus Symbol Sourcebook ©1972, lower left corner p. 229.

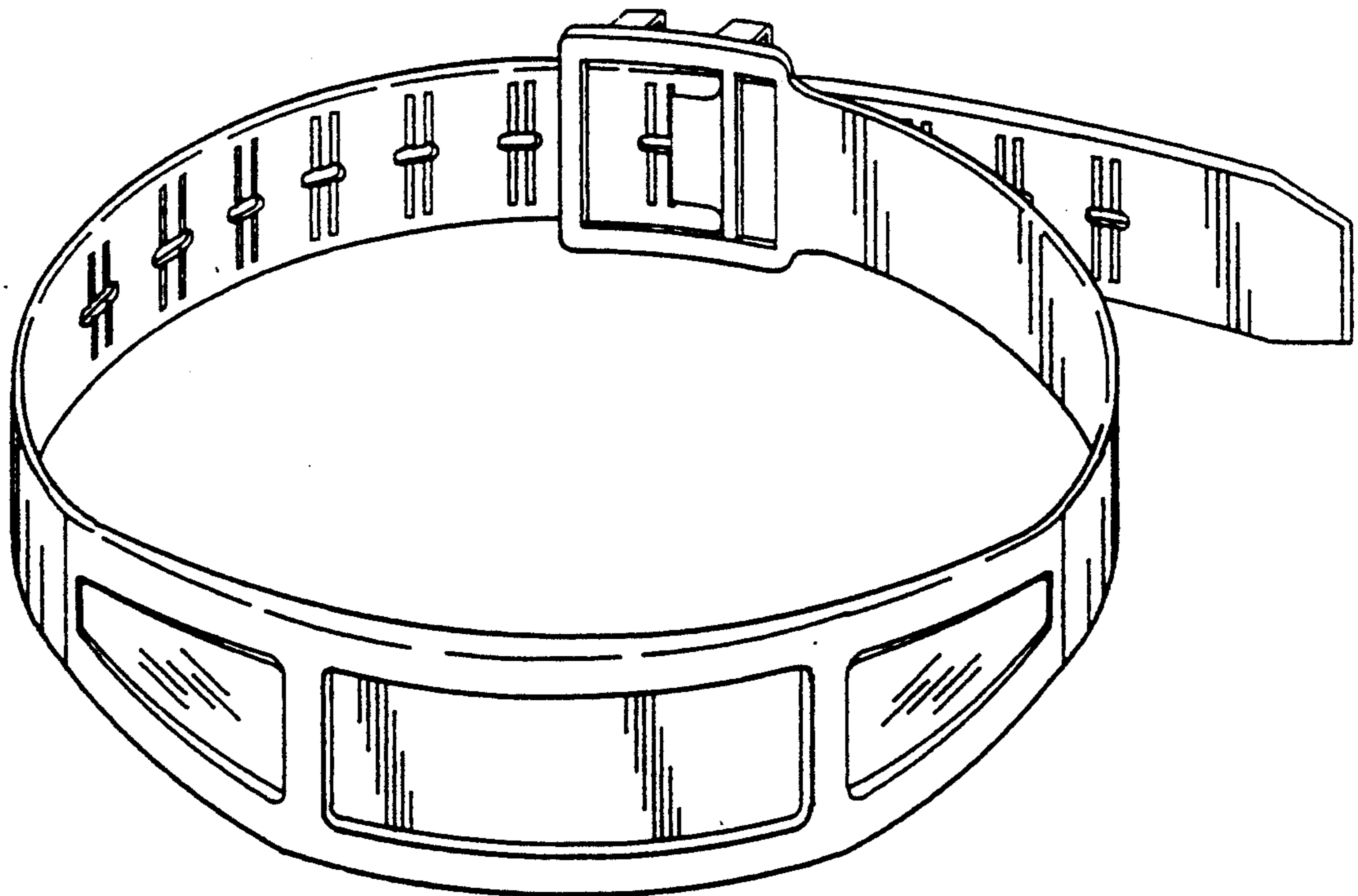
*Primary Examiner*—A. Hugo Word  
*Assistant Examiner*—R. Seifert  
*Attorney, Agent, or Firm*—Trask, Britt & Rossa

[57] **CLAIM**

The ornamental design for a bracelet or similar article, as shown and described.

**DESCRIPTION**

FIG. 1 is an isometric view of a bracelet showing our new design in a position of use;  
FIG. 2 is a front elevational view shown in an extended position, the opposite side view being a mirror image;  
FIG. 3 is a top plan view of FIG. 2;  
FIG. 4 is a bottom plan view of FIG. 2;  
FIG. 5 is a right side elevational view of FIG. 2;  
FIG. 6 is a left side elevational view of FIG. 2; and,  
FIG. 7 is a bottom isometric view of FIG. 2.



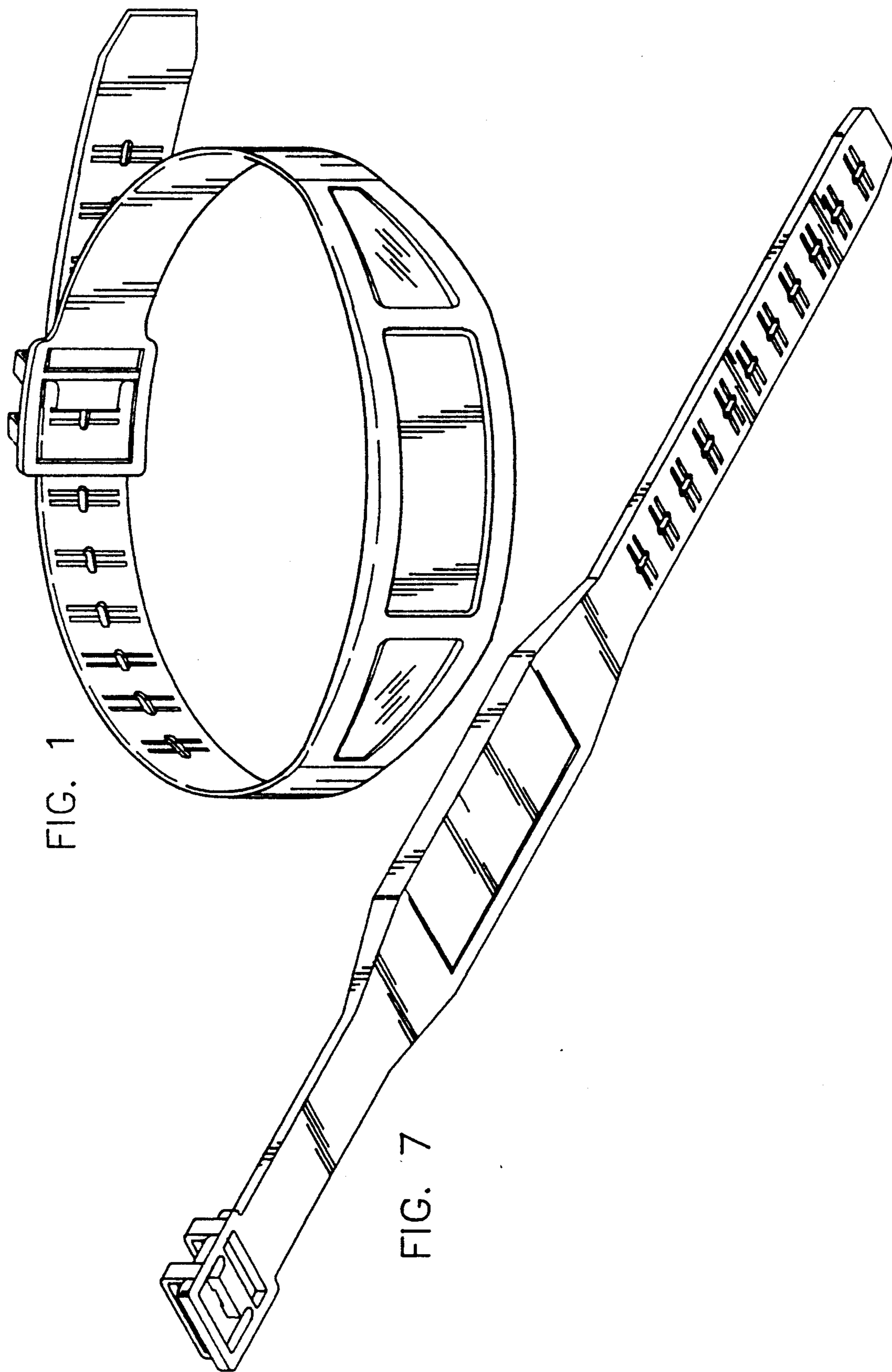


FIG. 1

FIG. 7

FIG. 2



FIG. 3




FIG. 4



FIG. 5

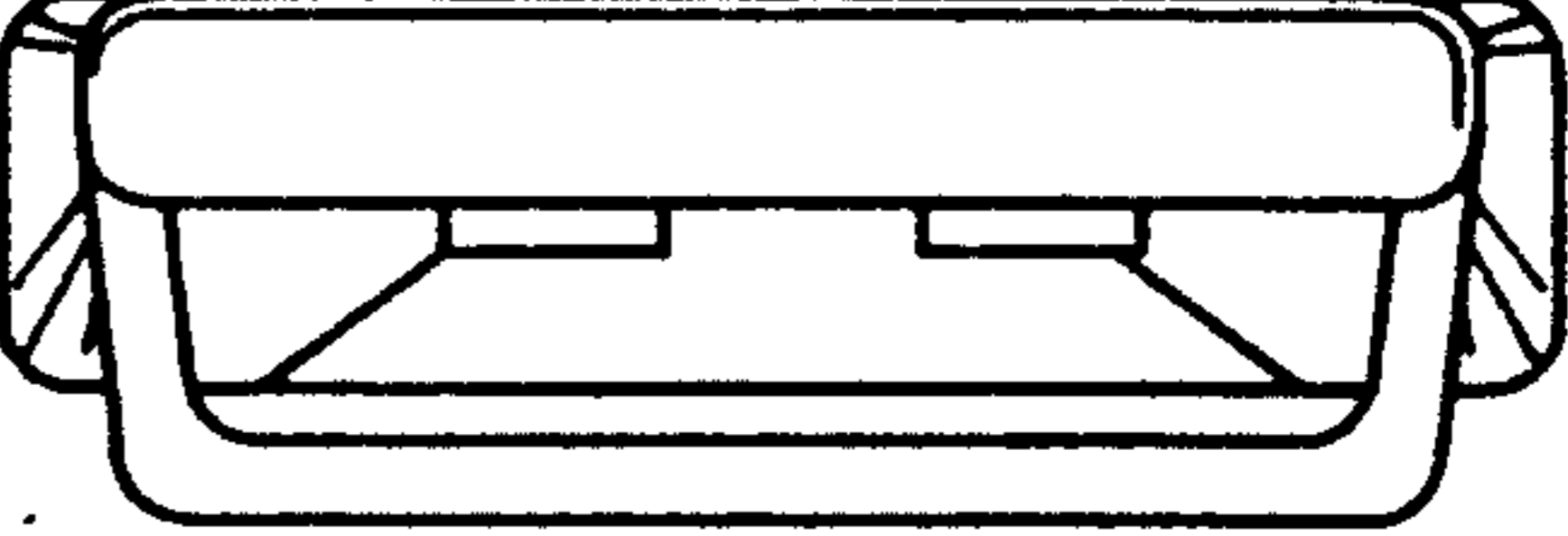


FIG. 6

