



US00D334149S

**United States Patent** [19]  
**Dobbs**

[11] **Patent Number: Des. 334,149**  
[45] **Date of Patent: \*\* Mar. 23, 1993**

[54] **COMBINED SIGNALING MIRROR AND CARRYING CASE**

1,633,724 6/1927 Burris ..... 40/642  
2,504,982 4/1950 Hunter ..... D10/111  
3,335,693 8/1967 Murray, Jr. .... 116/20

[76] **Inventor: Danny K. Dobbs, 3115 West Morgan Dr., Tucson, Ariz. 85745**

*Primary Examiner—Wallace R. Burke*  
*Assistant Examiner—Marcus Jackson*  
*Attorney, Agent, or Firm—Cahill, Sutton & Thomas*

[\*\*] **Term: 14 Years**

[21] **Appl. No.: 677,960**

[57] **CLAIM**

[22] **Filed: Apr. 1, 1991**

The ornamental design for a combined signaling mirror and carrying case, as shown and described.

[52] **U.S. Cl. .... D10/109**

[58] **Field of Search ..... D10/104, 109, 111, 114, D10/121; 40/642, 643; 116/18, 20; D3/100, 101, 105**


**DESCRIPTION**

[56] **References Cited**

**U.S. PATENT DOCUMENTS**

D. 233,420 10/1974 Amoroso ..... D10/111  
D. 306,654 3/1990 Brown ..... D3/100  
D. 322,719 12/1991 Jayez ..... D3/100  
1,583,225 5/1926 Flanders ..... 40/643

FIG. 1 is a front elevational view of a combined signaling mirror and carrying case showing my new design; FIG. 2 is a bottom plan view thereof; FIG. 3 is a rear elevational view thereof; FIG. 4 is a top plan view thereof; FIG. 5 is an exploded front perspective view thereof; and, FIG. 6 is an exploded rear elevational view thereof.



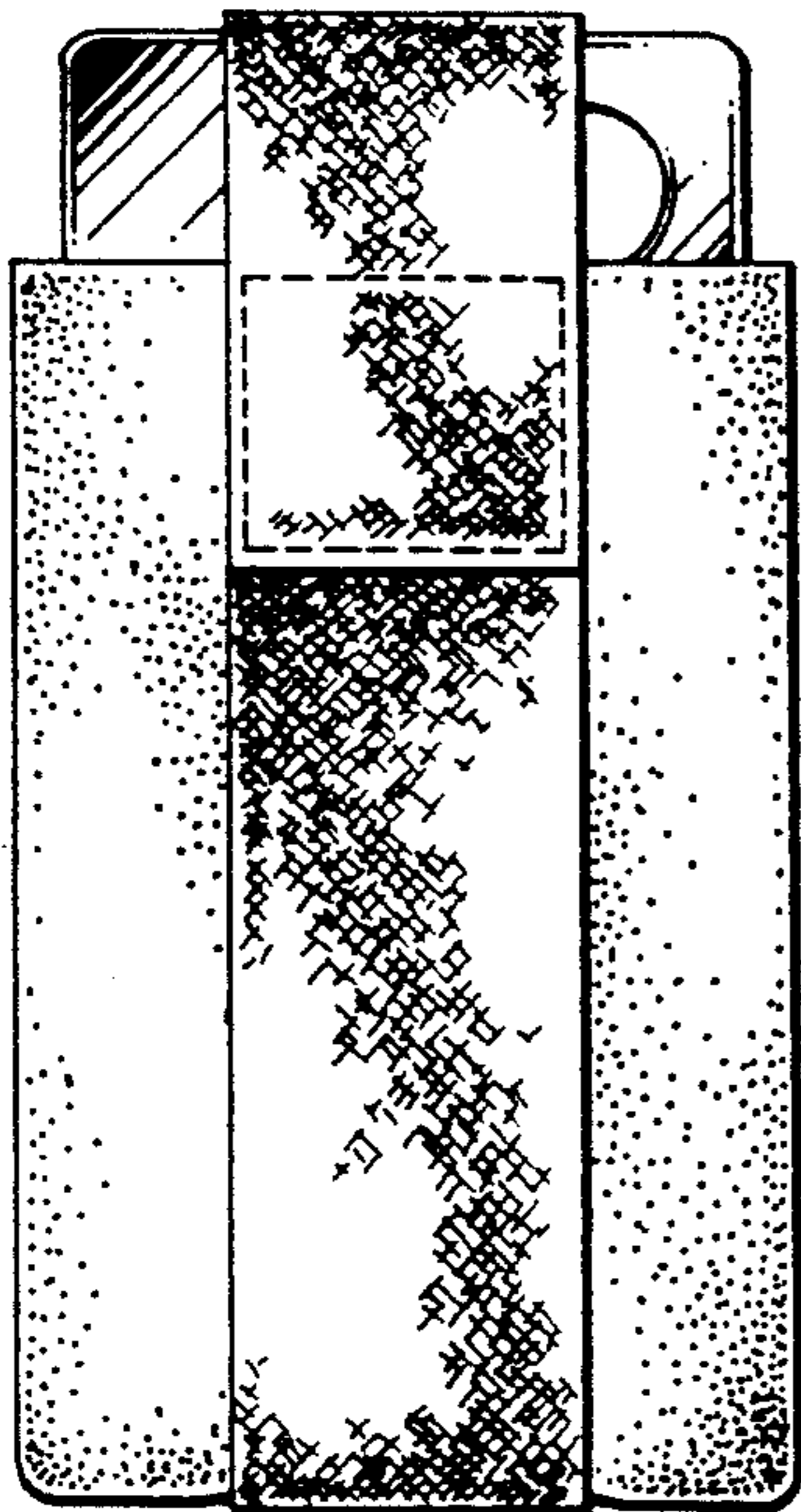


FIG. 1




FIG. 2

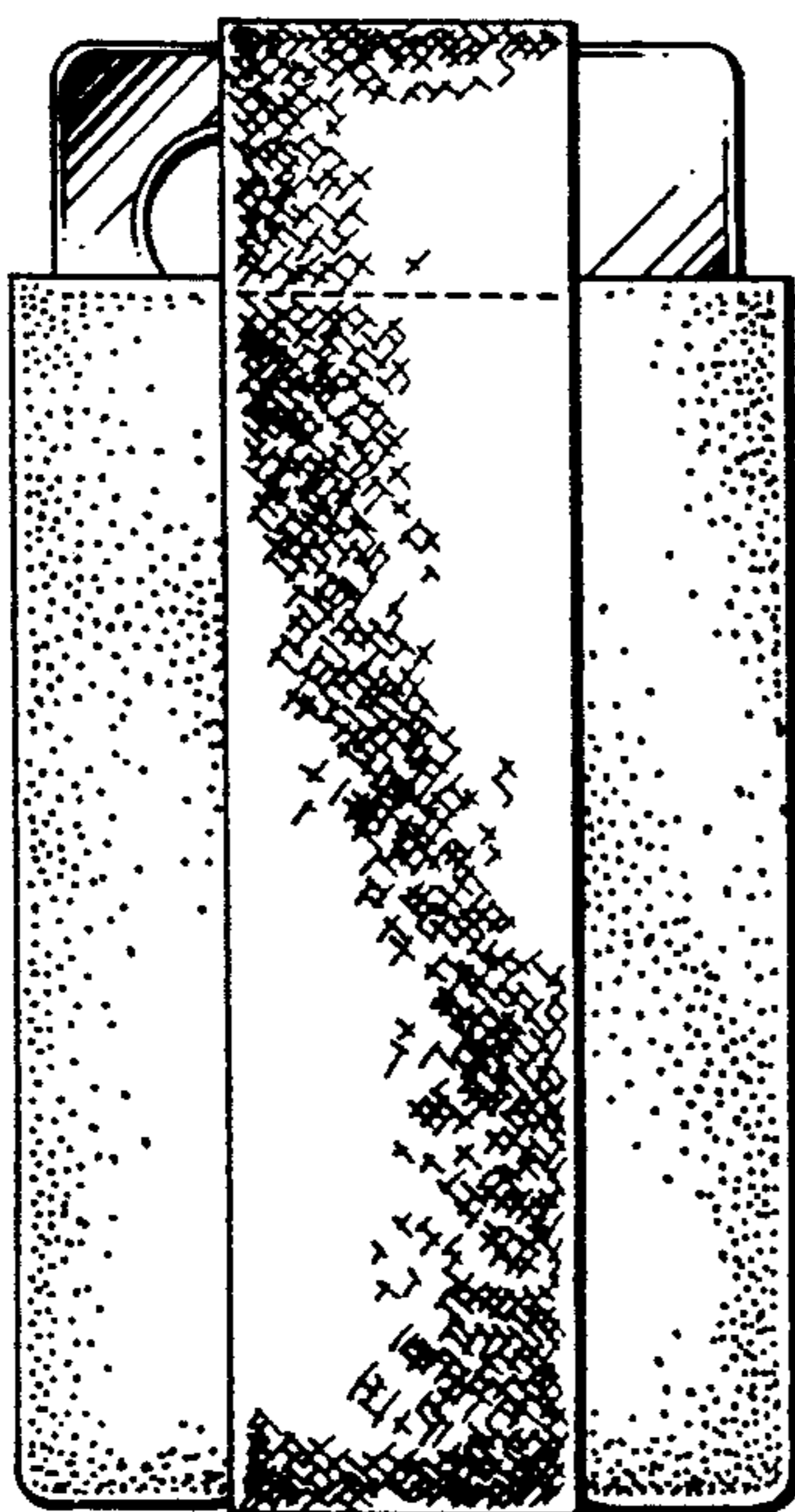


FIG. 3

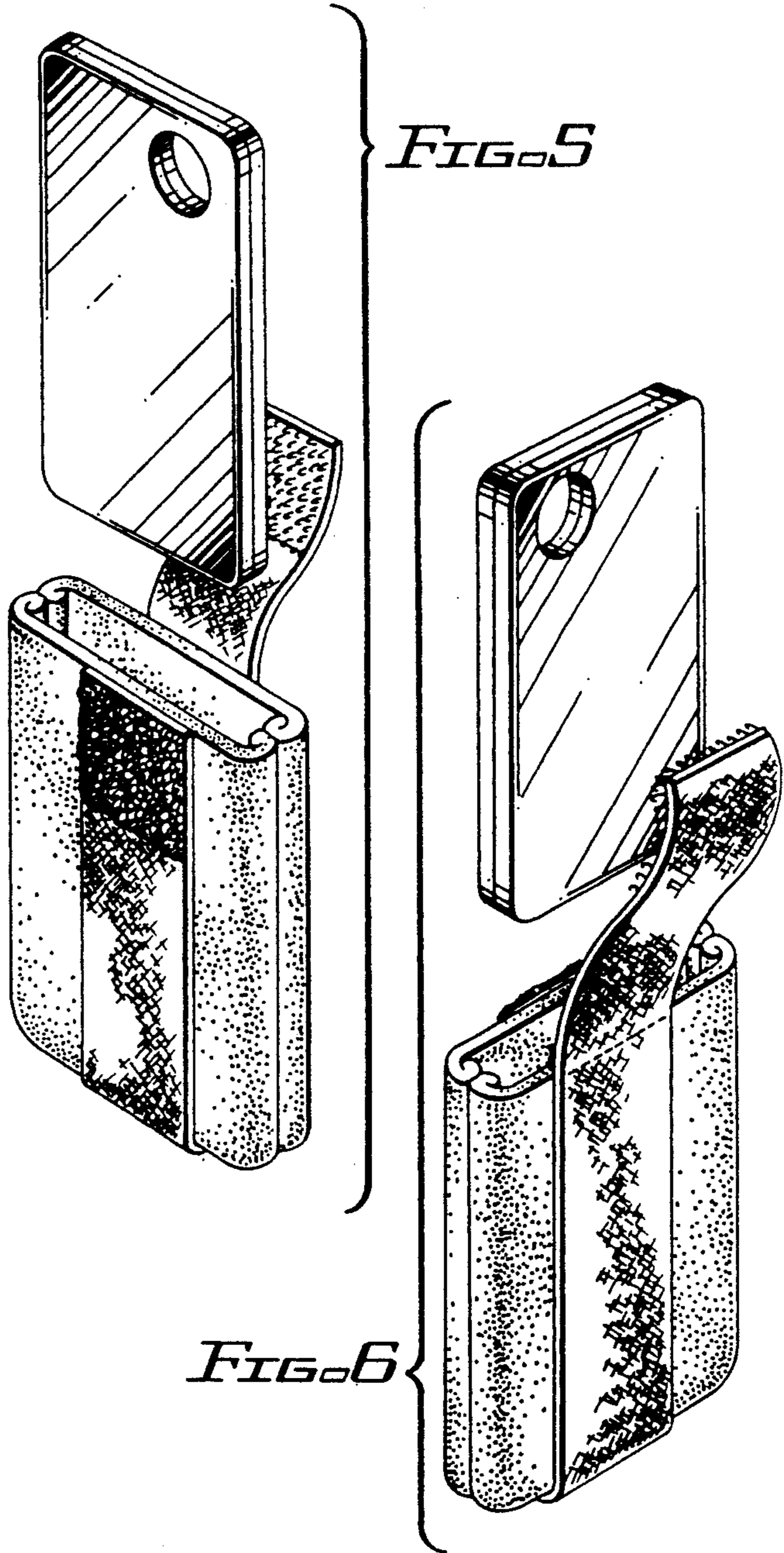


FIG. 5

FIG. 6



FIG. 4