



US00D334145S

**United States Patent** [19]  
**Zerilli**

[11] **Patent Number: Des. 334,145**  
[45] **Date of Patent: \*\* Mar. 23, 1993**

[54] **WRIST-WATCH**

[75] **Inventor: Gian F. Zerilli, Milan, Italy**

[73] **Assignee: Giodoro s.r.l., Milan, Italy**

[\*\*] **Term: 14 Years**

[21] **Appl. No.: 600,972**

[22] **Filed: Oct. 22, 1990**

[30] **Foreign Application Priority Data**

May 11, 1990 [IT] Italy ..... 21164 B/90

[52] **U.S. Cl. .... D10/32; D10/39**

[58] **Field of Search .... D10/1-40,  
D10/122-132; 368/276-277, 280-282, 285;  
D11/2-5, 12, 16, 19**

[56] **References Cited**

**U.S. PATENT DOCUMENTS**

D. 293,553	1/1988	Sakamaki	.....	D10/30
D. 294,010	2/1988	Bouchet	.....	D10/30
D. 294,918	3/1988	Kabaya	.....	D10/30
D. 309,864	8/1990	Woomer	.....	D10/39

**OTHER PUBLICATIONS**

*Swiss Watch & Jewelry Journal*—Jan.-Feb., 1957 p. 22 watch at right.

*Swiss Watch & Jewelry Journal*—Feb. 1988 p. 343—watch at bottom.

*House Beautiful*—Feb. 1991 p. 121—watch at bottom.

*Swiss Watch & Jewelry Journal*—Feb. 1989 p. 411—watches at left and center.

*Primary Examiner*—Nelson C. Holtje

*Attorney, Agent, or Firm*—Nixon & Vanderhye

[57] **CLAIM**

The ornamental design for a wrist-watch, as shown and described.

**DESCRIPTION**

FIG. 1 is a front elevational view of a wrist-watch showing my new design;


FIG. 2 is a rear elevational view thereof;

FIG. 3 is a top plan view thereof;

FIG. 4 is a bottom plan view thereof; and,

FIG. 5 is a left side elevational view thereof as taken from line 5—5 of FIG. 1.

The band is shown broken away for ease of illustration in FIGS. 1-4; and the band has been omitted from FIG. 5.



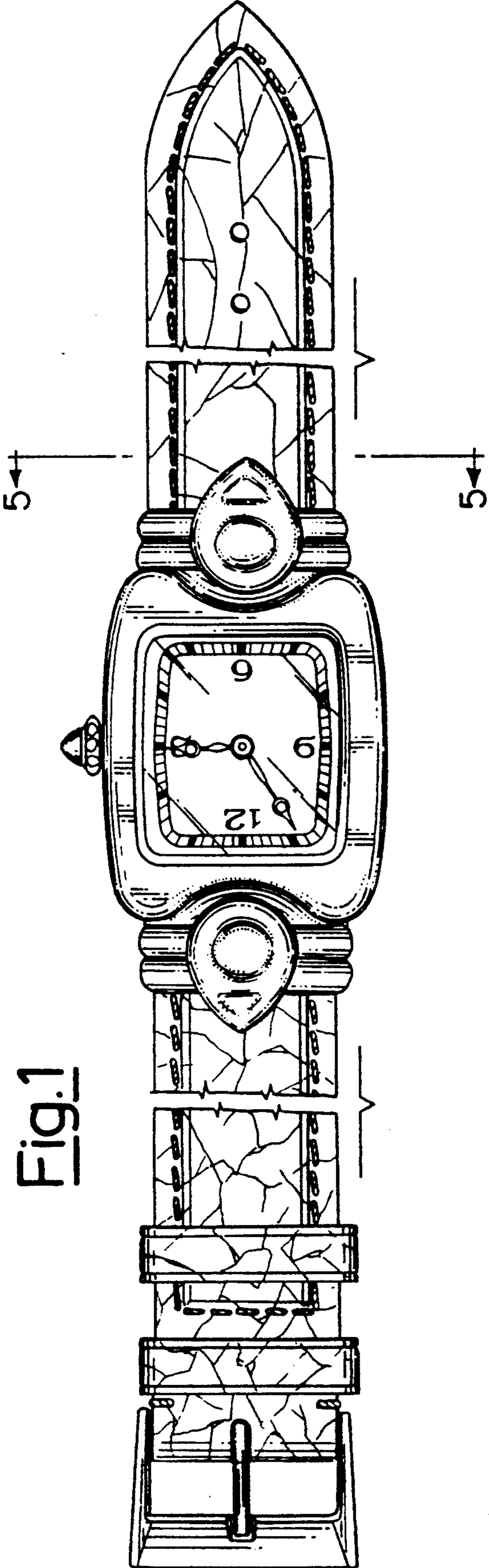


Fig. 1




Fig. 2

Fig. 3




Fig. 4

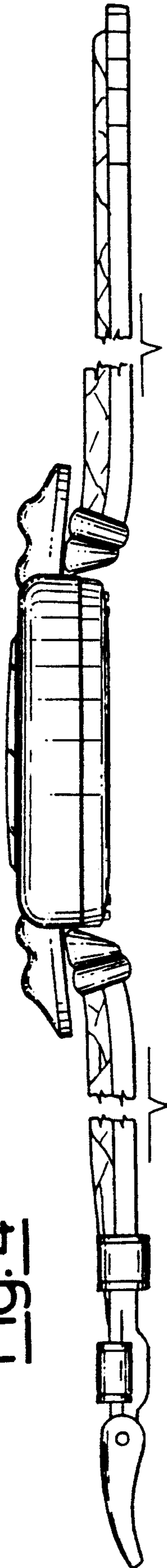


Fig. 5

