



US00D334128S

United States Patent [19]
Gomas

[11] **Patent Number: Des. 334,128**
[45] **Date of Patent: ** Mar. 23, 1993**

[54] **SCREW DRIVER**

[75] **Inventor: Hervé G. Gomas, Evry, France**

[73] **Assignee: Facom (societe anonyme), Morangis, France**

[**] **Term: 14 Years**

[21] **Appl. No.: 685,556**

[22] **Filed: Apr. 15, 1991**

[30] **Foreign Application Priority Data**

Oct. 17, 1990 [FR] France 90 6490

[52] **U.S. Cl. D8/83**

[58] **Field of Search D8/82, 83, 107; 81/436, 81/437, 441, 460, 177.1, 489**

[56] **References Cited**

U.S. PATENT DOCUMENTS

| | | | |
|------------|---------|---------------------|--------|
| D. 91,875 | 4/1934 | Haas | D8/83 |
| D. 259,237 | 5/1981 | Savnik | D8/83 |
| D. 275,932 | 10/1984 | Himbert et al. | D8/83 |
| 2,567,466 | 9/1951 | Bartlett | 81/436 |

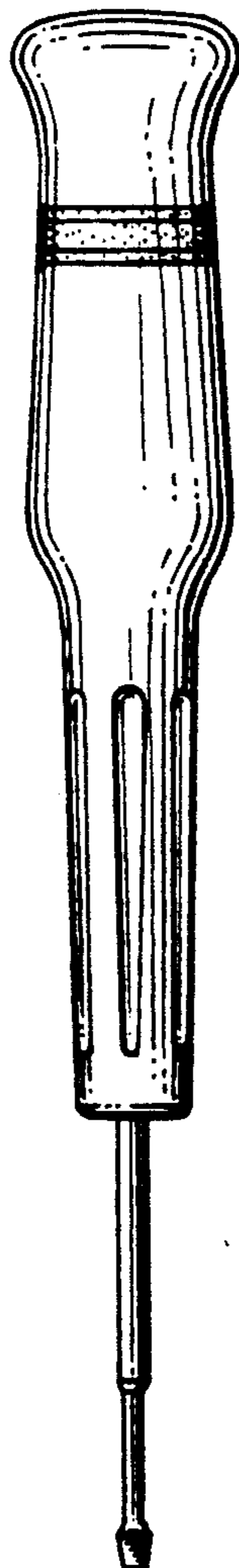
Primary Examiner—Bernard Ansher
Assistant Examiner—Philip Hyder
Attorney, Agent, or Firm—Kuhn and Muller

[57] **CLAIM**

The ornamental design for a screw driver, as shown and described.

DESCRIPTION

FIG. 1 is a top plan view of a screw driver showing my new design;
FIG. 2 is a front elevational view thereof;
FIG. 3 is a side elevational view thereof, both sides appearing the same; and,
FIG. 4 is a bottom plan view thereof.



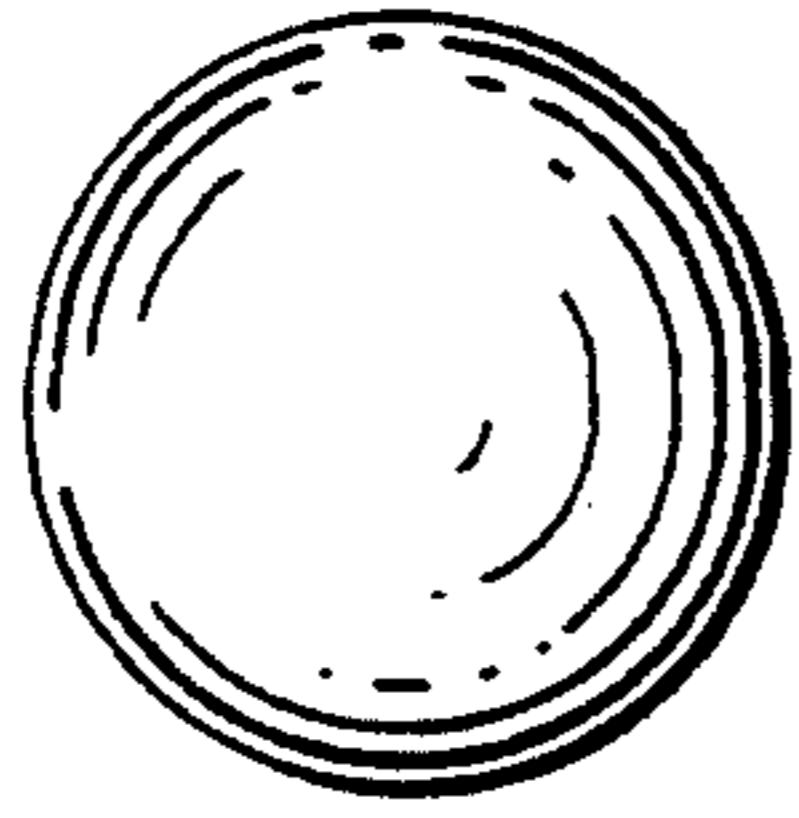


FIG. 1

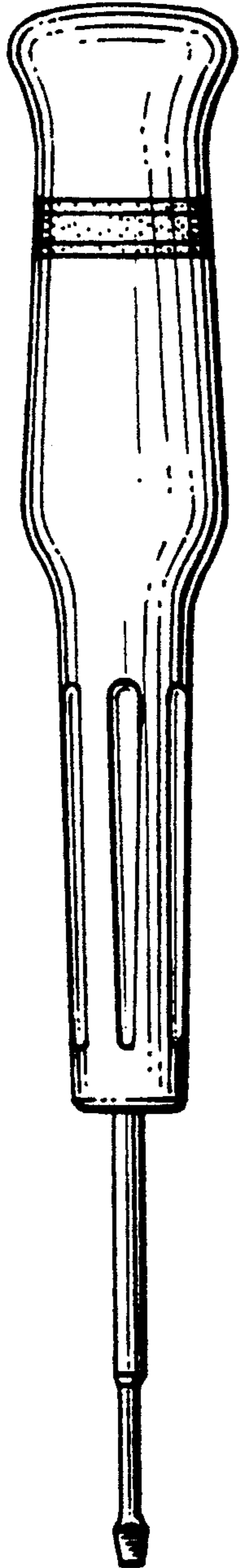


FIG. 2

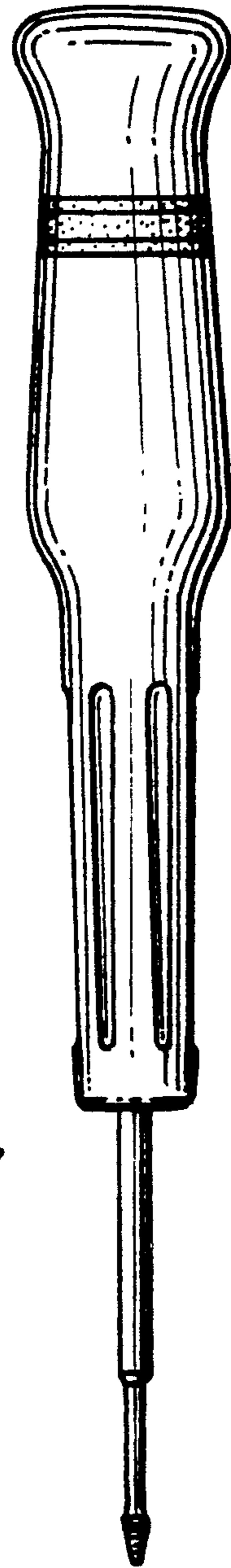


FIG. 3

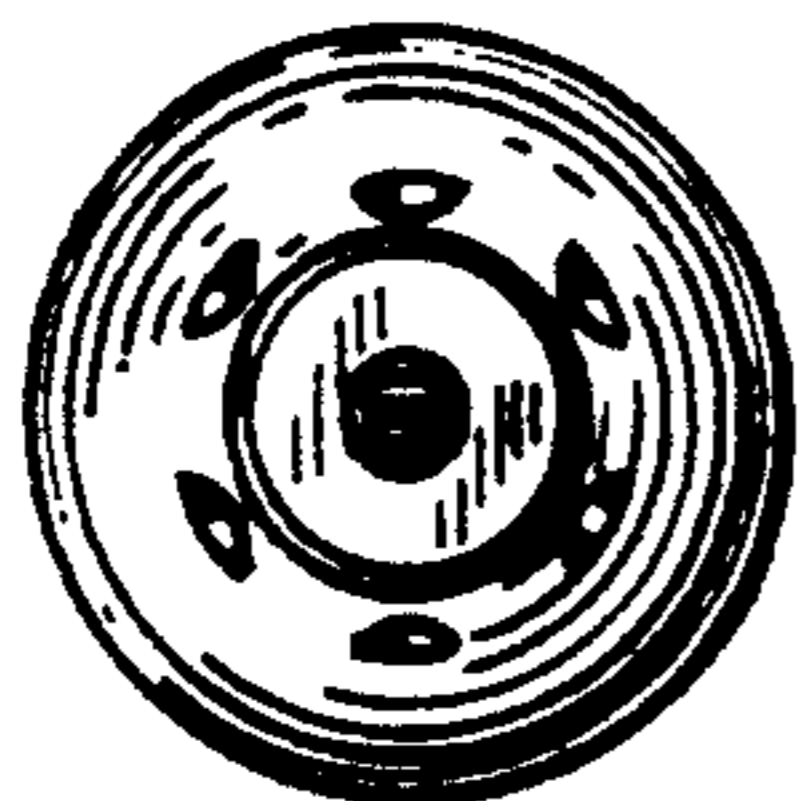


FIG. 4