



US00D334108S

United States Patent [19]
Fisher

[11] **Patent Number: Des. 334,108**
[45] **Date of Patent: ** Mar. 23, 1993**

[54] **FOOD WARMER**

[76] **Inventor: John W. Fisher, 197 Nichols St., Gardner, Mass. 01440**

[**] **Term: 14 Years**

[21] **Appl. No.: 544,476**

[22] **Filed: Jun. 27, 1990**

[52] **U.S. Cl. D7/323; D7/367**

[58] **Field of Search D7/323, 327, 352, 354, D7/356, 358; 99/372, 389**

[56] **References Cited**

U.S. PATENT DOCUMENTS

- D. 253,218 10/1979 Johnson D7/356
- D. 299,609 1/1989 Madl D7/352
- D. 309,844 8/1990 Storsberg D7/352

OTHER PUBLICATIONS

Hong Kong Household: Jul./1983; p. 86; Extension cord reel top left.

Primary Examiner—Alan P. Douglas
Assistant Examiner—Caron D. Veynar
Attorney, Agent, or Firm—Leon Gildea

[57] **CLAIM**

The ornamental design for a food warmer, as shown and described.

DESCRIPTION

FIG. 1 is a right, front and top perspective view of a food warmer showing my new design; FIG. 2 is a front elevational view thereof; FIG. 3 is a rear elevational view thereof; FIG. 4 is a left side elevational view thereof; FIG. 5 is a right side elevational view thereof; FIG. 6 is a top plan view thereof; and, FIG. 7 is a bottom plan view thereof. The cord in FIGS. 1-7 is bracketed for ease of illustration.




FIG. 1




FIG. 2

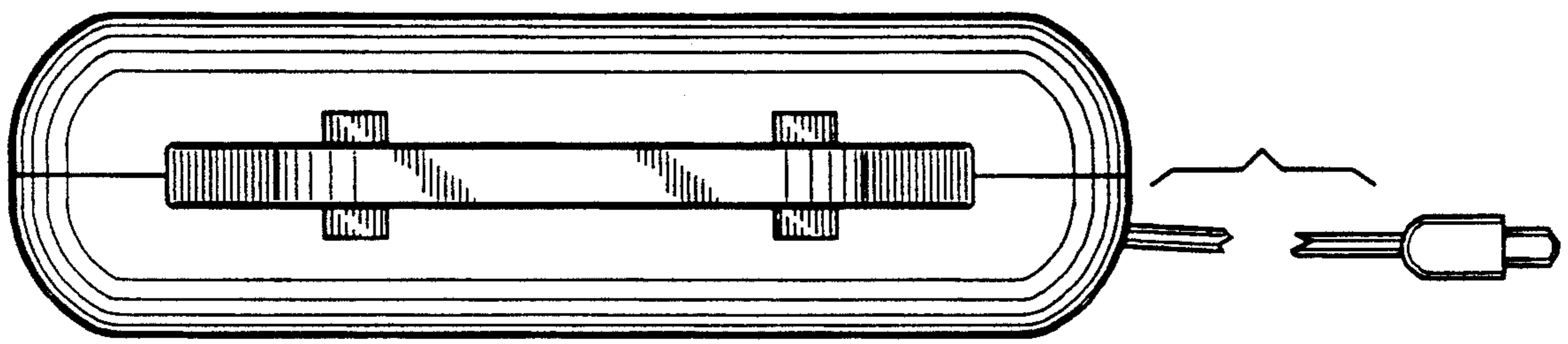


FIG. 3

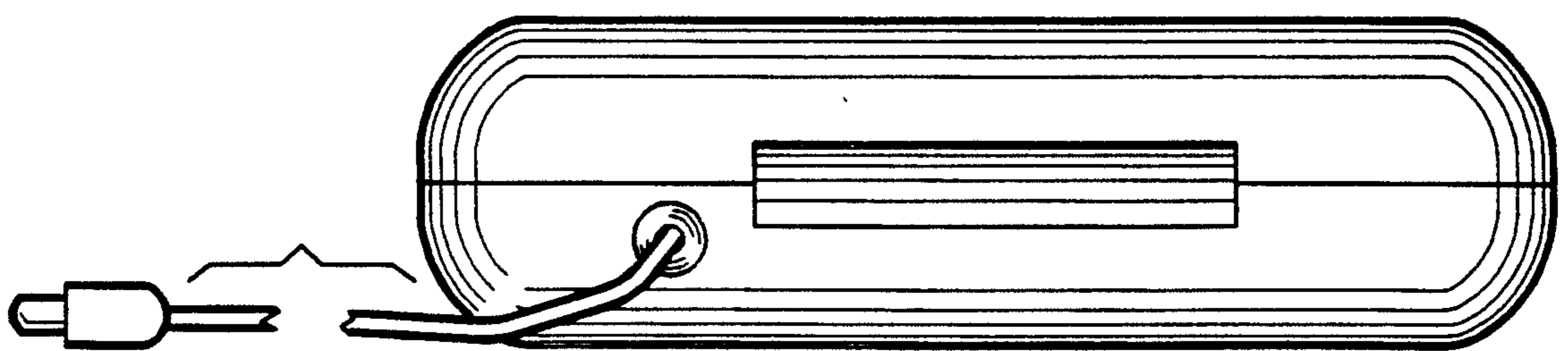


FIG. 4

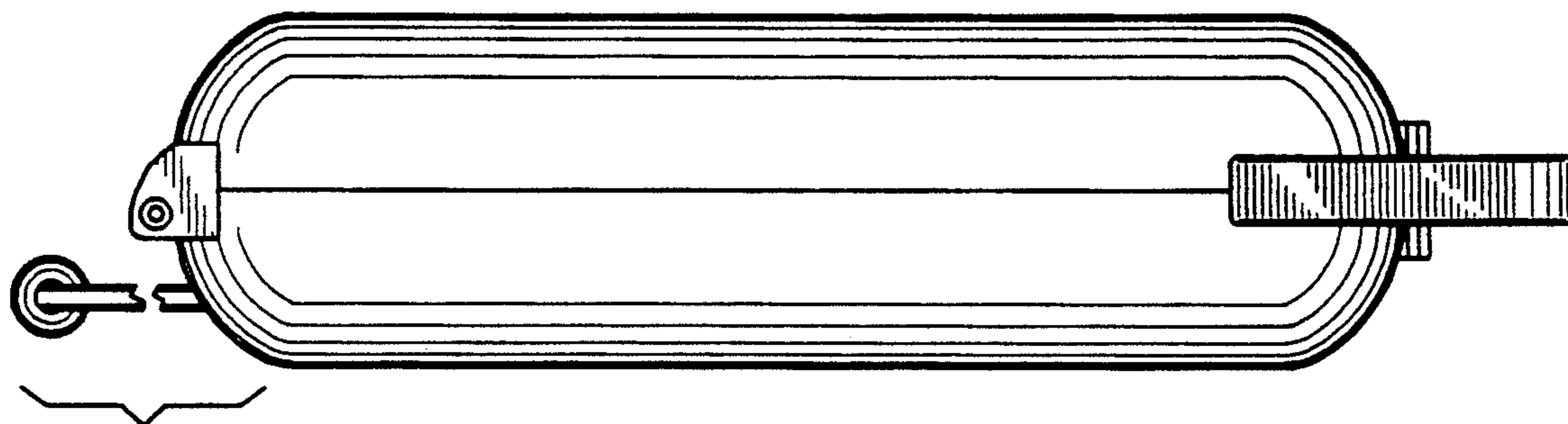


FIG. 5




FIG. 6

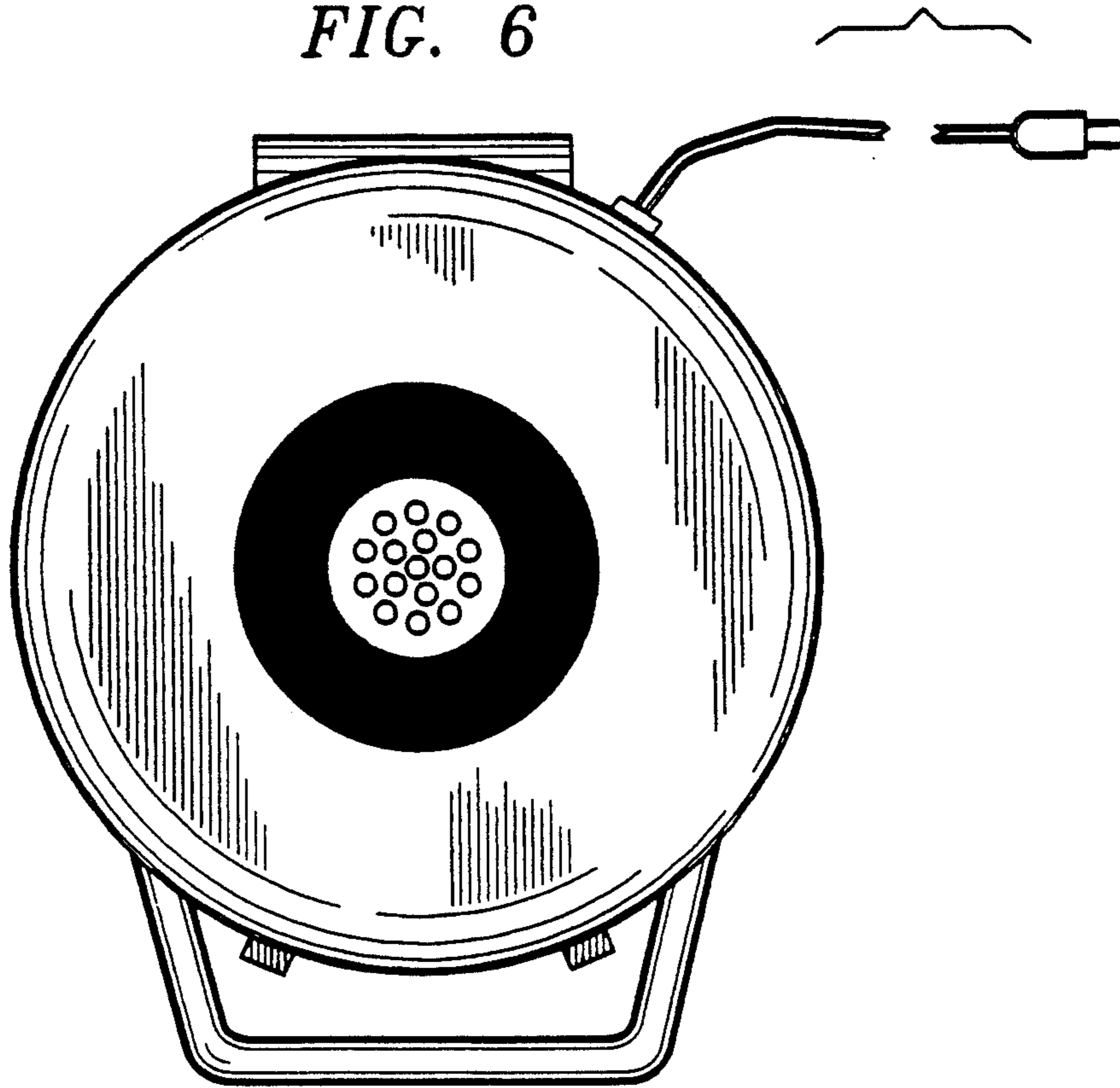


FIG. 7

