



US00D334096S

United States Patent [19]

[11] Patent Number: **Des. 334,096**

Blanchard

[45] Date of Patent: **** Mar. 23, 1993**

[54] **CLAMP BODY**

[75] Inventor: **Russell O. Blanchard, Zeeland, Mich.**

[73] Assignee: **Batts, Inc., Zeeland, Mich.**

[**] Term: **14 Years**

[21] Appl. No.: **648,347**

[22] Filed: **Jan. 31, 1991**

[52] U.S. Cl. **D6/328; D6/326**

[58] Field of Search **D6/326, 328; D8/395; 24/500, 505, 507, 508, 511, 545; 223/90, 91, 93, 96**

4,826,056 5/1989 Duester et al. 223/96
4,884,727 12/1989 Blanchard 223/93
4,901,894 2/1990 Blanchard 223/96

Primary Examiner—B. J. Bullock
Attorney, Agent, or Firm—Price, Heneveld, Cooper, DeWitt & Litton

[57] **CLAIM**

The ornamental design for a clamp body, as shown and described.

DESCRIPTION

FIG. 1 is a perspective view of a clamp body showing my new design; in its open position;

FIG. 2 is an enlarged front elevational view thereof, in its closed position;

FIG. 3 is an enlarged rear elevational view thereof;

FIG. 4 is an enlarged bottom plan view thereof;

FIG. 5 is an enlarged left end elevational view thereof; and,

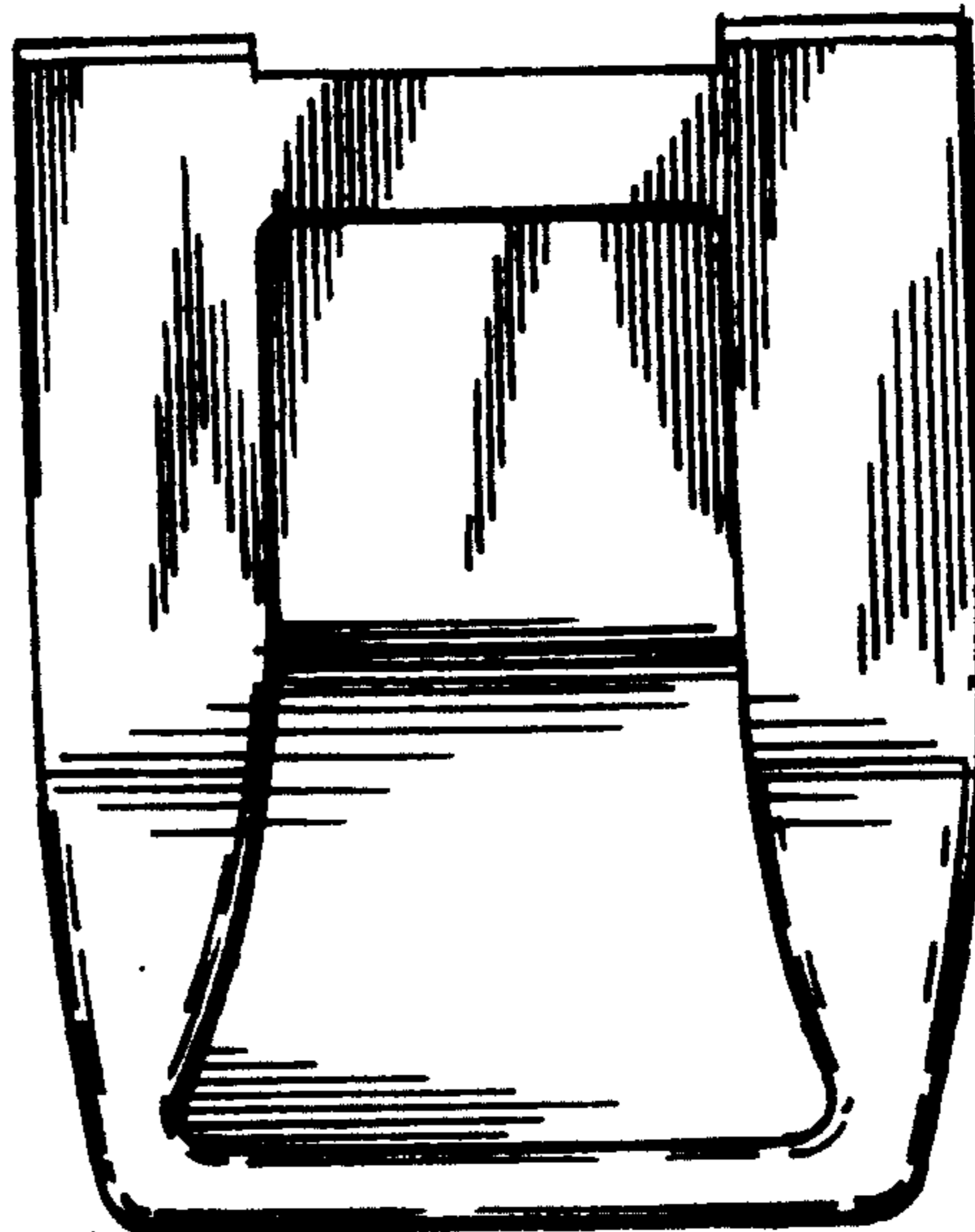

FIG. 6 is an enlarged top plan view thereof.

The clamp body is symmetrical about a vertical center line with the right hand view being a mirror image of the left hand view.

[56] **References Cited**

U.S. PATENT DOCUMENTS

D. 299,086	12/1988	Wilson	D6/326
D. 307,982	5/1990	Duester	D6/328
D. 316,334	4/1991	Duester	D6/326
3,767,092	10/1973	Garrison et al.	223/96
4,034,903	7/1977	Batts	223/96
4,194,274	3/1980	Garrison	223/91
4,295,585	10/1981	Garrison	223/91
4,716,634	1/1988	Fan	24/545
4,746,039	5/1988	Batts et al.	223/96






Fig. 1.




Fig. 4.

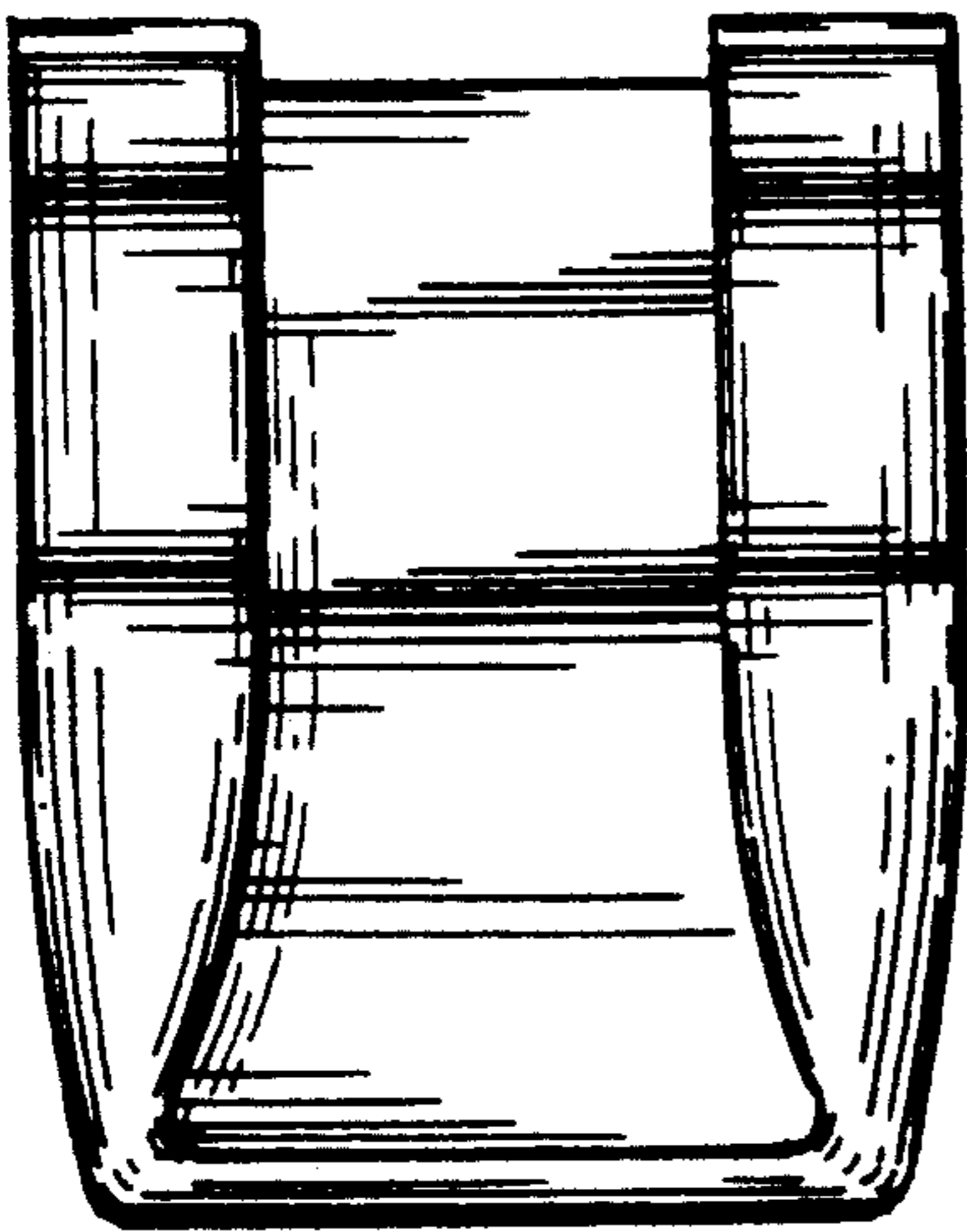


Fig. 2.

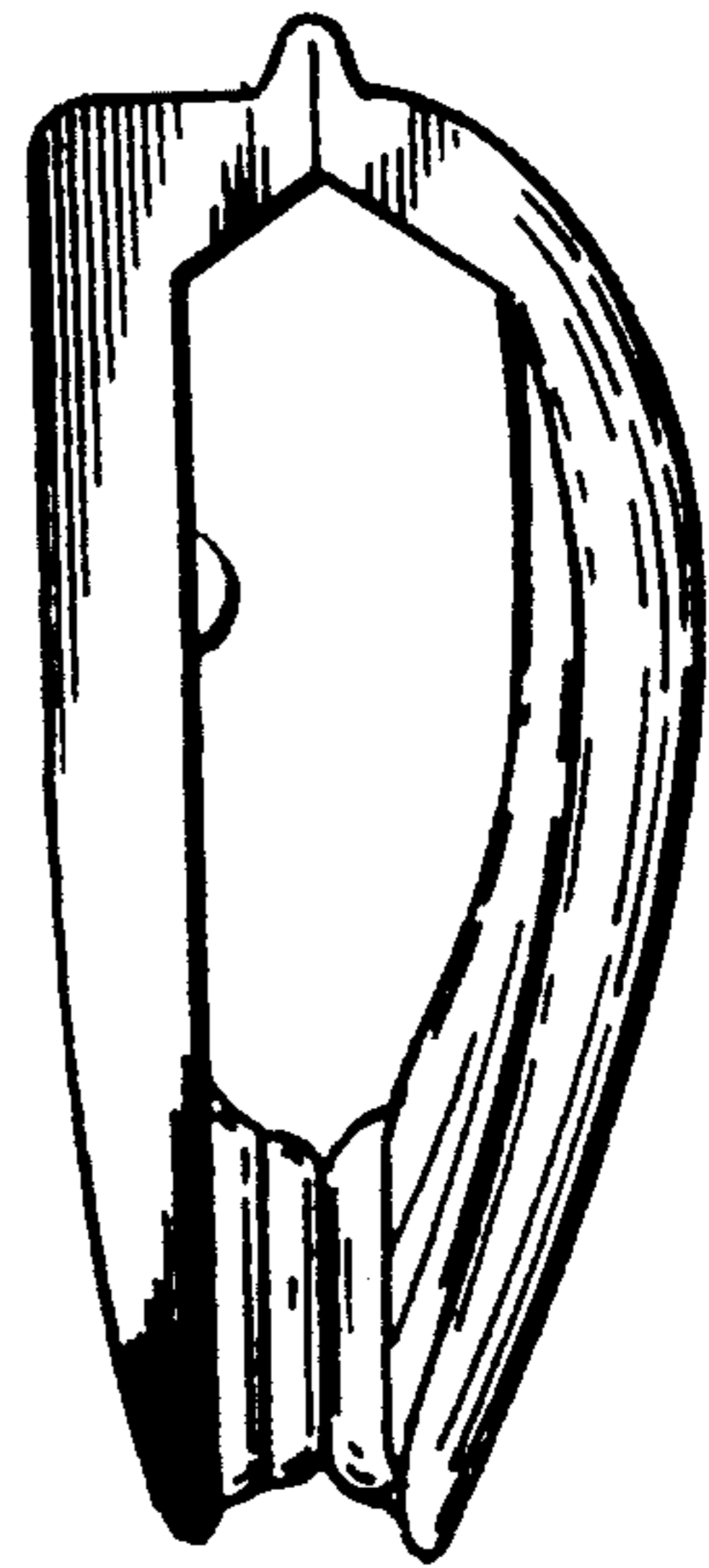


Fig. 5.

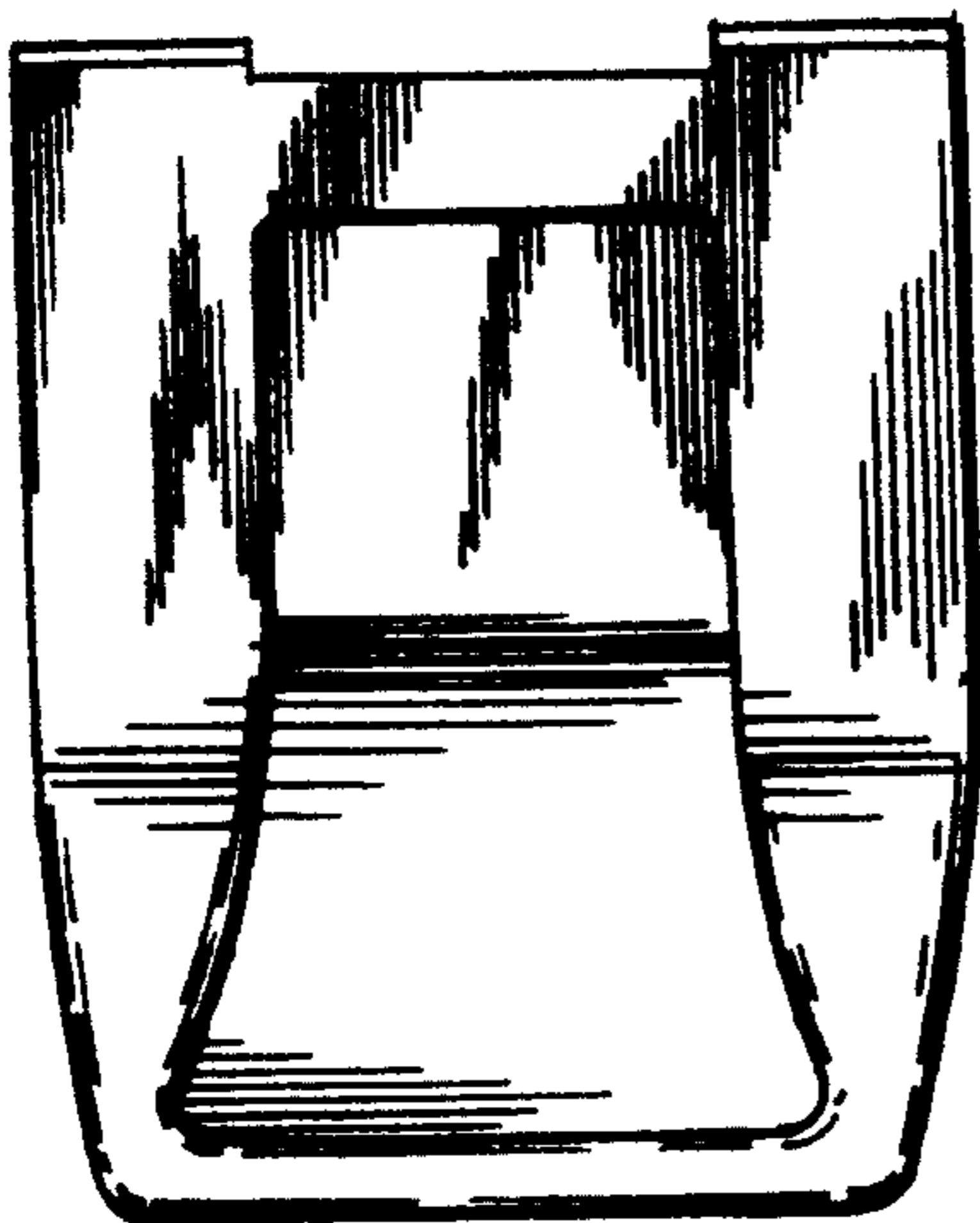


Fig. 3.




Fig. 6.