



US00D334092S

United States Patent [19]

[11] Patent Number: **Des. 334,092**

Teague

[45] Date of Patent: **** Mar. 23, 1993**

[54] **BOTTOM OF A SHOE SOLE**

[75] Inventor: **Tracy L. Teague, Beaverton, Oreg.**

[73] Assignee: **Nike, Inc., Beaverton, Oreg.**

[**] Term: **14 Years**

[21] Appl. No.: **881,833**

[22] Filed: **May 12, 1992**

[52] U.S. Cl. **D2/320**

[58] Field of Search **D2/264, 265, 274, 311, D2/317-322; 36/25 R, 28, 29, 32 R, 43-45, 59 R, 59 C, 83, 84, 89, 101-107, 112-114, 132, 136**

[56] **References Cited**

U.S. PATENT DOCUMENTS

D. 255,174	6/1980	Hamada	D2/320
D. 315,443	3/1991	Hatfield	D2/320
D. 319,334	8/1991	Kiyosawa	D2/320
D. 319,336	8/1991	Mitsui	D2/320
D. 319,534	9/1991	Rogers	D2/320
D. 323,423	1/1992	Rogers	D2/320
D. 325,667	4/1992	Smith, III	D2/320
D. 325,806	5/1992	Austin	D2/320

D. 326,558 6/1992 Hatfield D2/320

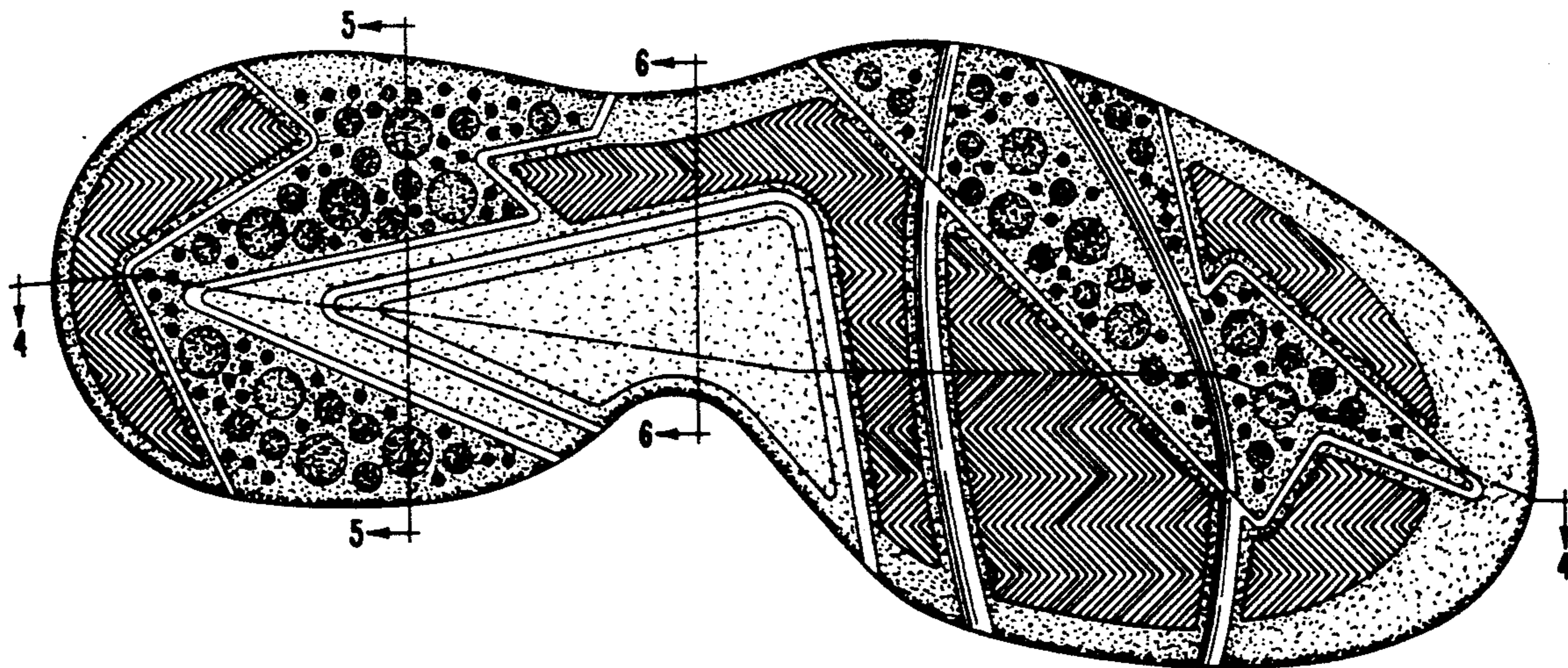
Primary Examiner—Louis S. Zarfaz
Attorney, Agent, or Firm—Banner, Birch, McKie and Beckett

[57] **CLAIM**

The ornamental design for a bottom of a shoe sole, as shown and described.

DESCRIPTION

FIG. 1 is a bottom plan view of a bottom of a shoe sole showing my new design;
FIG. 2 is a lateral side elevational view thereof;
FIG. 3 is a medial side elevational view thereof;
FIG. 4 is a sectional view taken along line 4—4 of FIG. 1;
FIG. 5 is a sectional view taken along line 5—5 of FIG. 1; and,
FIG. 6 is a sectional view taken along line 6—6 of FIG. 1.
The broken line showing of a shoe upper and sole periphery in FIGS. 2 and 3 is for illustrative purposes only and forms no part of the claimed design.



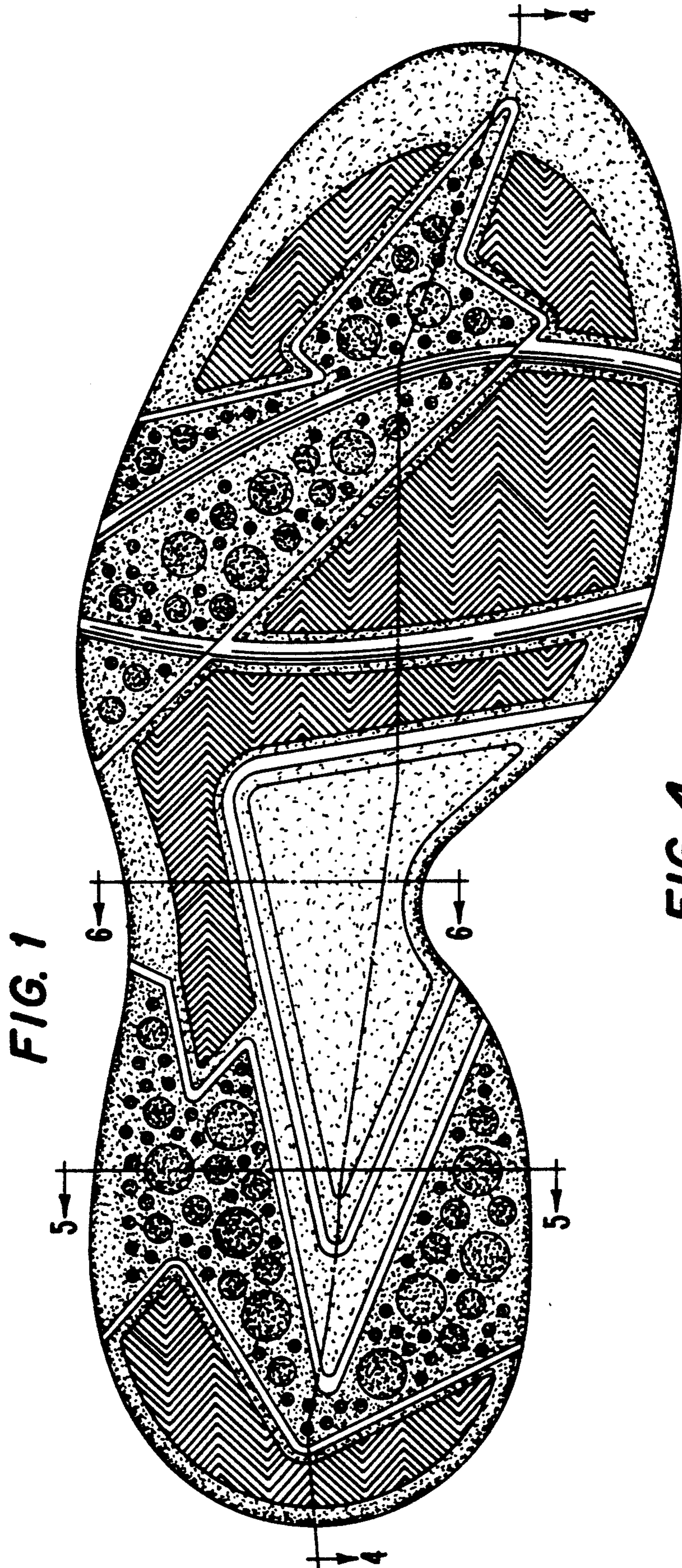


FIG. 1

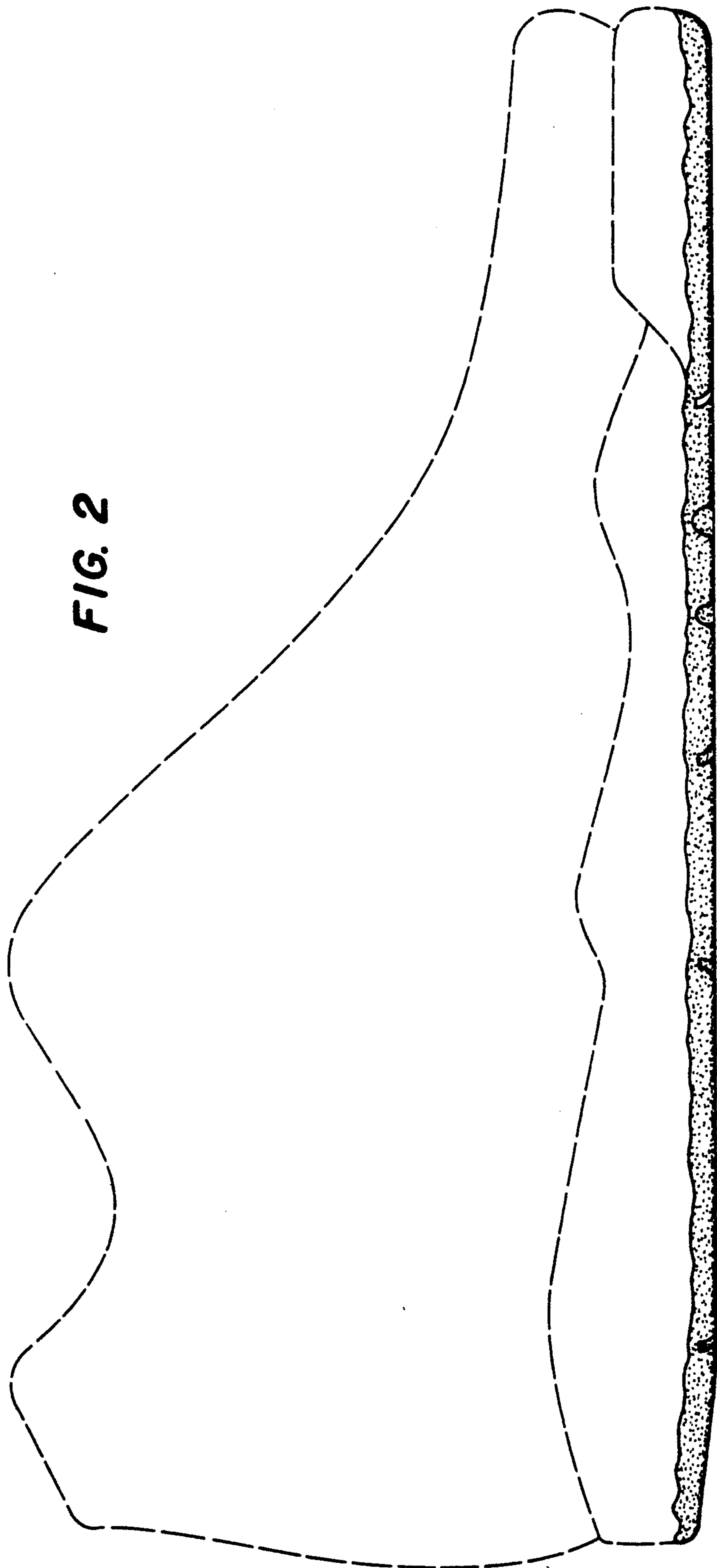
FIG. 4



FIG. 5

FIG. 6





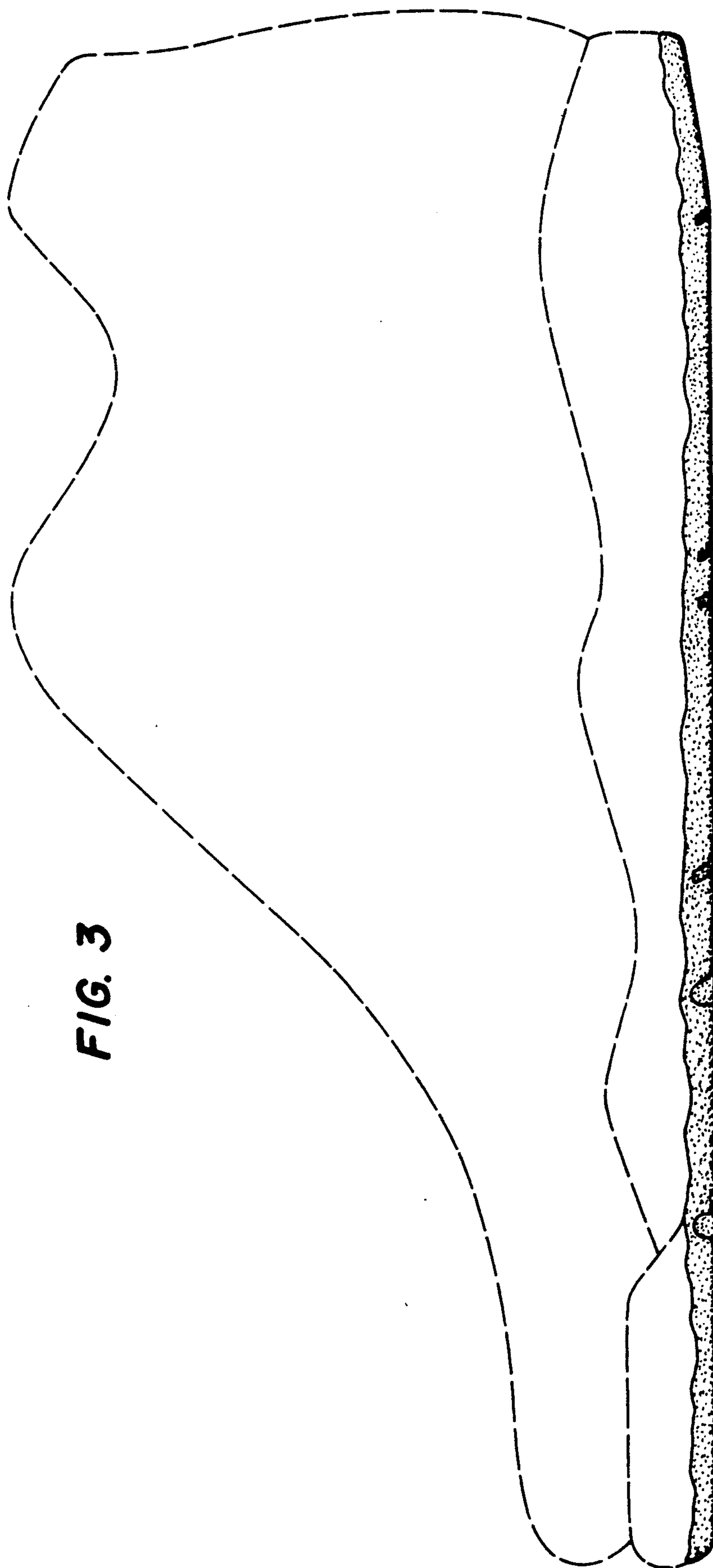


FIG. 3