



US00D334088S

**United States Patent** [19]  
**Teague**

[11] **Patent Number: Des. 334,088**  
[45] **Date of Patent: \*\* Mar. 23, 1993**

[54] **SHOE UPPER**

[75] **Inventor: Tracy L. Teague, Beaverton, Oreg.**

[73] **Assignee: Nike, Inc., Beaverton, Oreg.**

[\*\*] **Term: 14 Years**

[21] **Appl. No.: 881,830**

[22] **Filed: May 12, 1992**

[52] **U.S. Cl. .... D2/314; D2/310**

[58] **Field of Search ..... D2/264, 265, 308-314;  
36/45, 80.2, 83, 84, 89, 101-107, 112-116, 132,  
136**

[56] **References Cited**

**U.S. PATENT DOCUMENTS**

D. 297,883	10/1988	Monrad	.....	D2/314
D. 305,379	1/1990	Brown et al.	.	
D. 310,293	8/1990	Serna et al.	.	
D. 315,054	3/1991	Hatfield	.	
D. 315,055	3/1991	Rogers et al.	.	
D. 316,624	5/1991	Hatfield et al.	.	
D. 317,224	6/1991	Lucas	.....	D2/314
D. 319,723	9/1991	Greene	.....	D2/314
D. 320,689	10/1991	Smith	.....	D2/314
D. 321,084	10/1991	Miller et al.	.....	D2/265
D. 323,926	2/1992	Brown et al.	.....	D2/314
D. 325,119	4/1992	Smith	.....	D2/314
D. 325,291	4/1992	Hatfield	.....	D2/314
D. 325,666	4/1992	Earle et al.	.....	D2/314
D. 325,811	5/1992	Backus et al.	.....	D2/314
4,989,350	2/1991	Bunch et al.	.....	36/84

*Primary Examiner—Louis S. Zarfes*

*Attorney, Agent, or Firm—Banner, Birch, McKie and Beckett*

[57] **CLAIM**

The ornamental design for a shoe upper, as shown and described.

**DESCRIPTION**

FIG. 1 is a lateral side elevational view of a shoe upper showing my new design;

FIG. 2 is a medial side elevational view of the shoe upper of FIG. 1;

FIG. 3 is a front elevational view of the shoe upper of FIG. 1;

FIG. 4 is a rear elevational view of the shoe upper of FIG. 1;

FIG. 5 is a top plan view of the shoe upper of FIG. 1;

FIG. 6 is a partial perspective view of the medial side strap with end cap thereof broken away from the rest of the shoe upper;

FIG. 7 is an elevational view of the strap with end cap shown in FIG. 6;

FIG. 8 is a sectional view taken along line 8—8 of FIG. 7; and,

FIG. 9 is a sectional view taken along line 9—9 of FIG. 7.

The broken line showing of a shoe sole in FIGS. 1-4 is for illustrative purposes only and forms no part of the claimed design.


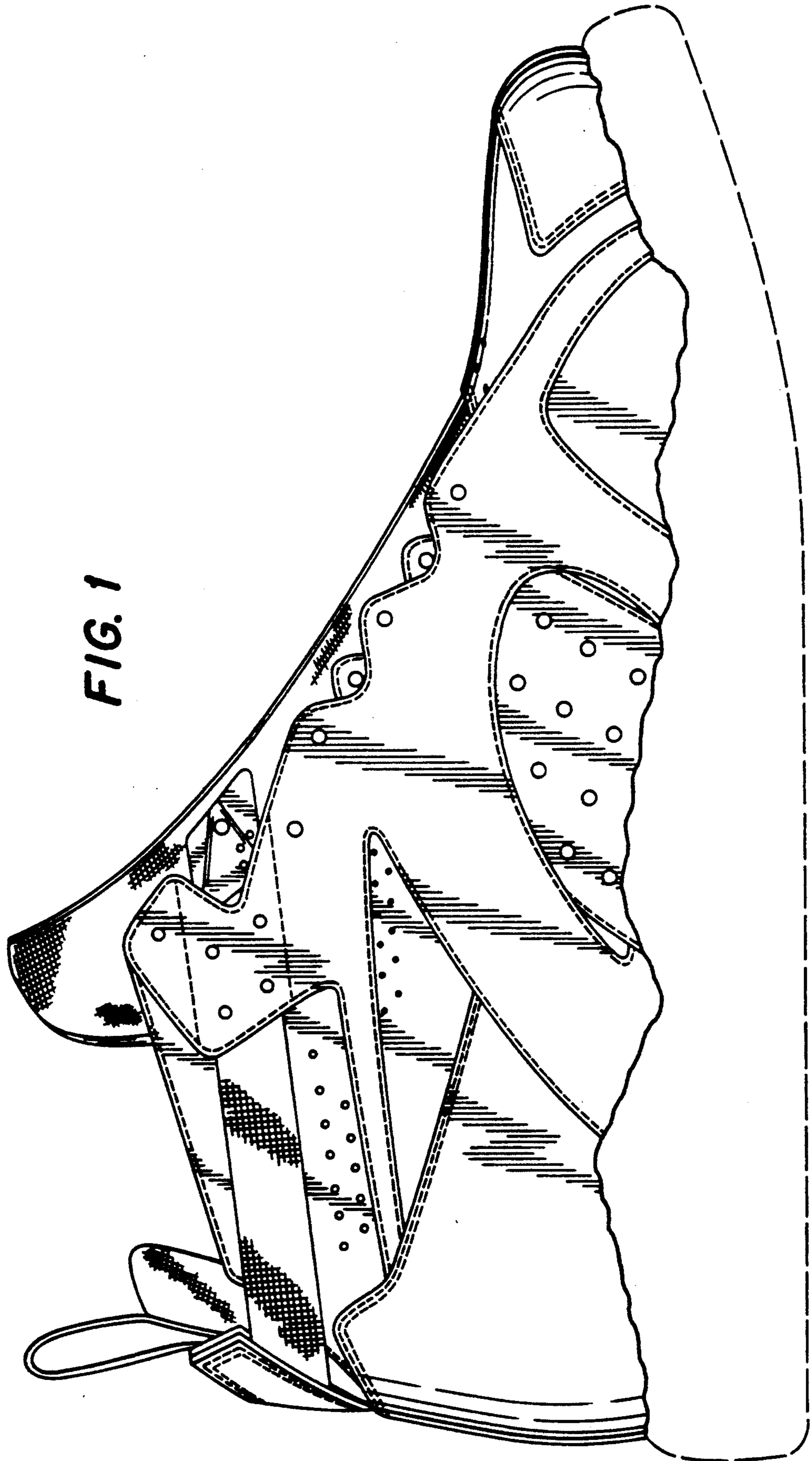


FIG. 1



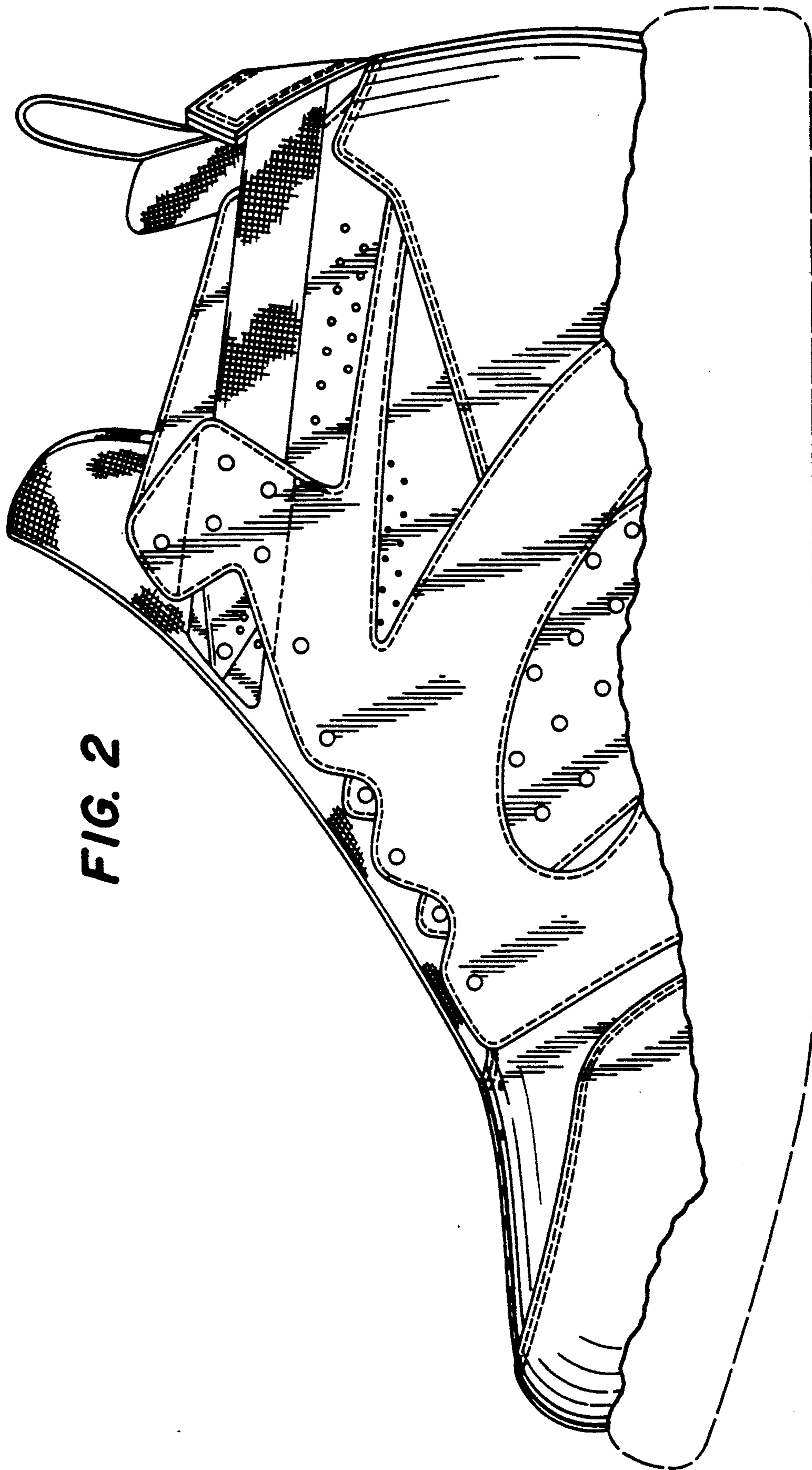
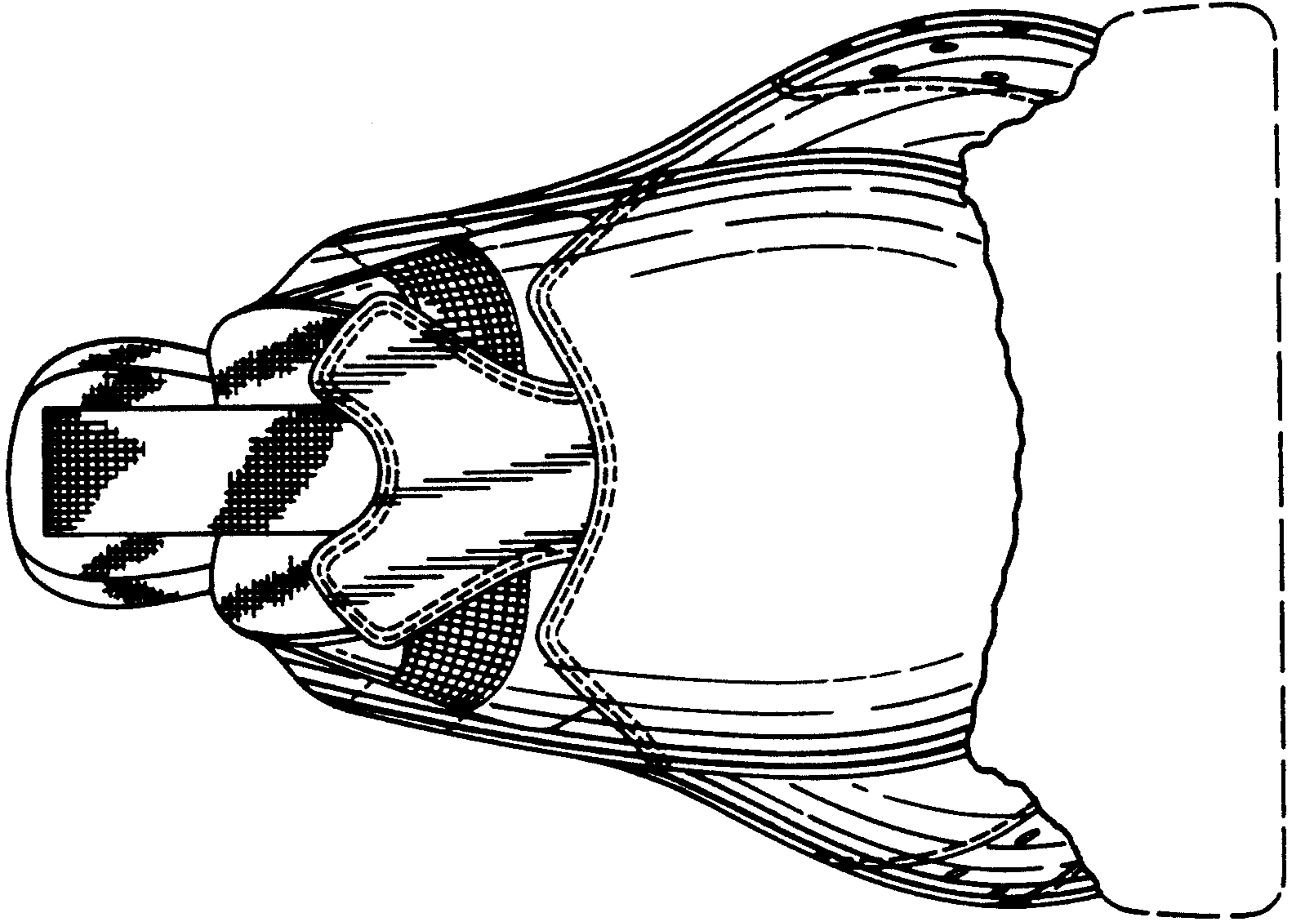
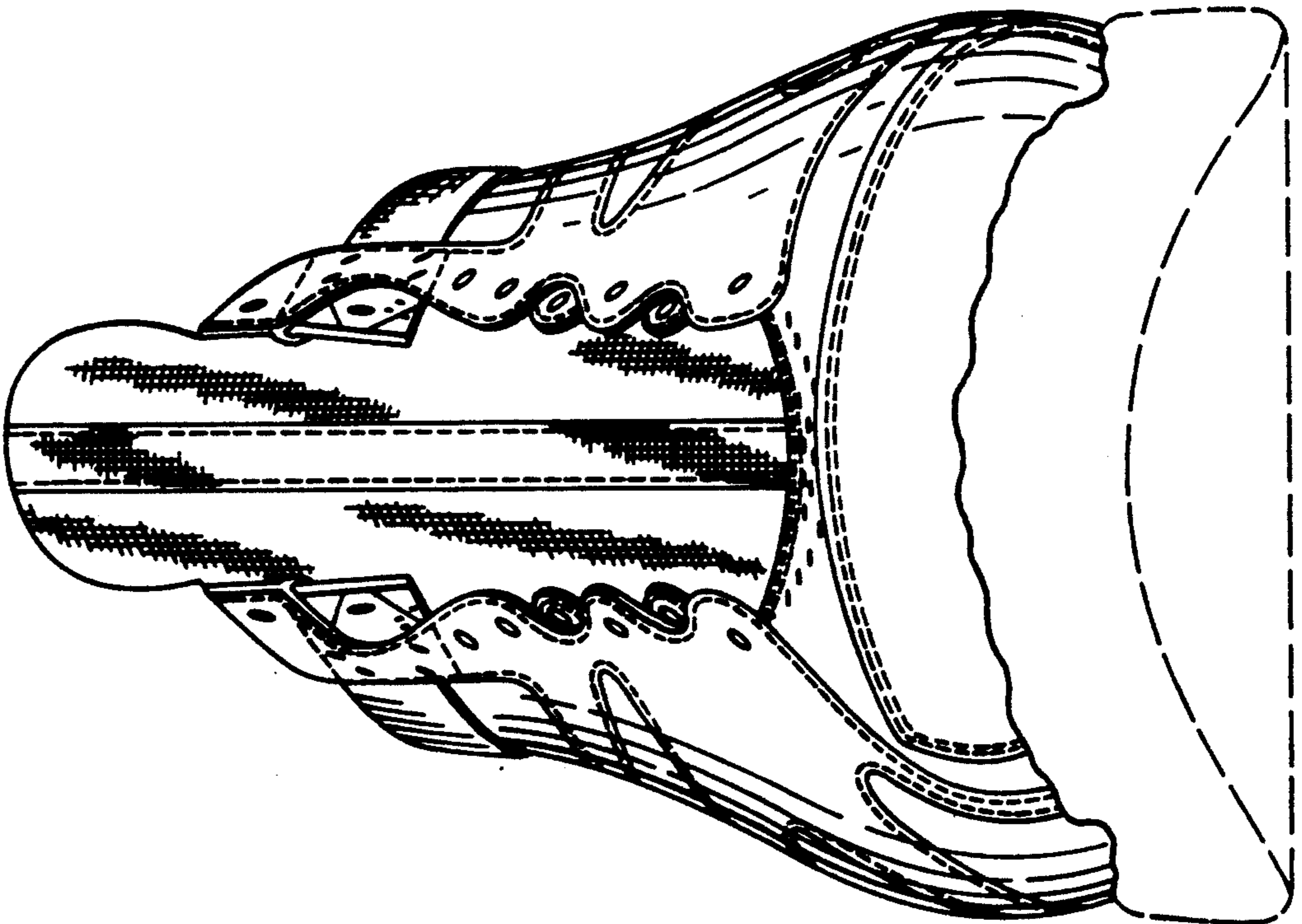


FIG. 2

**FIG. 4**



**FIG. 3**




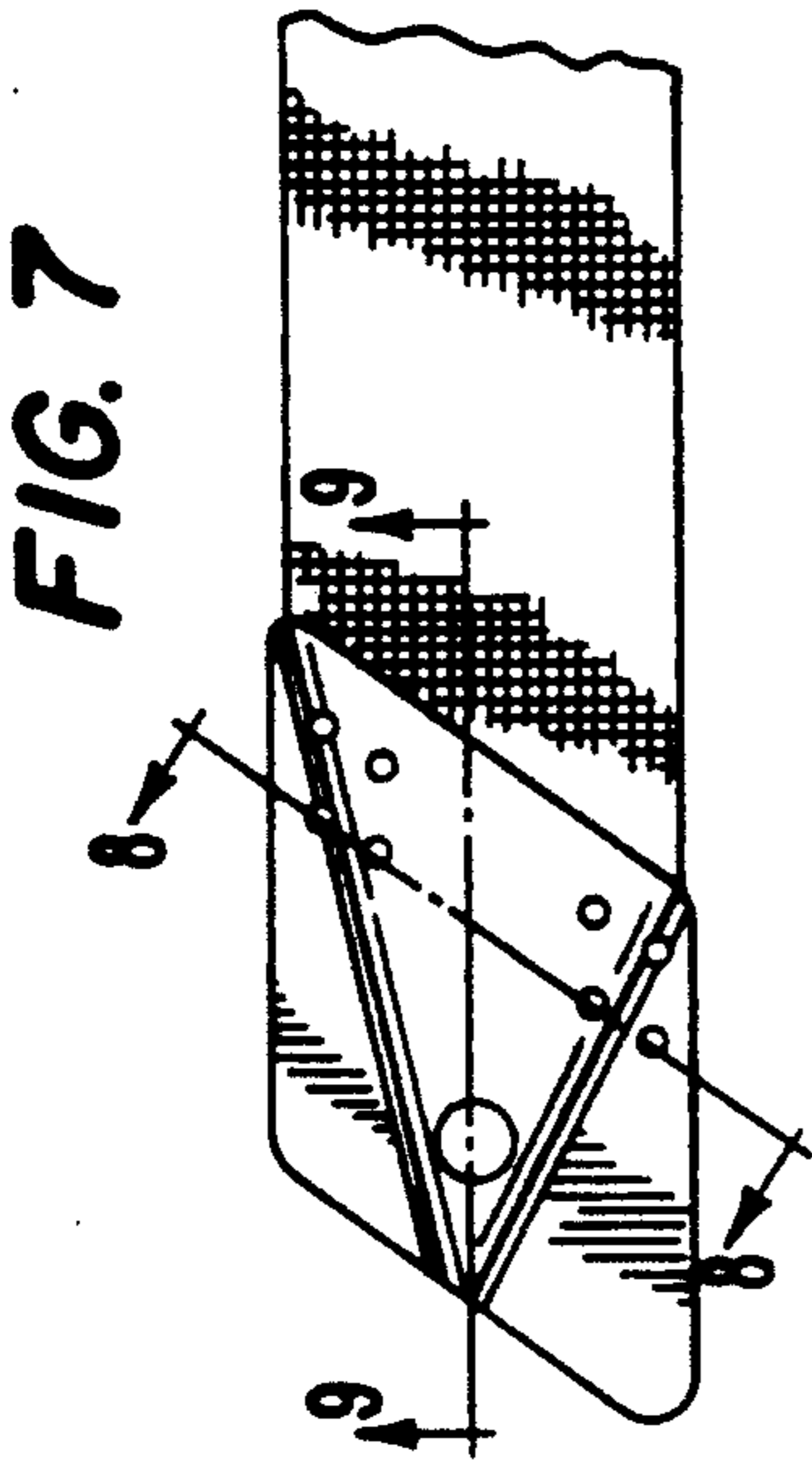


FIG. 5

