



US00D334087S

United States Patent [19]

[11] Patent Number: Des. 334,087

Goetz

[45] Date of Patent: ** Mar. 16, 1993

[54] PET CARRIER OR SIMILAR ARTICLE

4,590,885	5/1986	Sugiura	119/19
4,679,670	7/1987	Wickman	190/18
4,852,520	8/1989	Goetz	119/19

[75] Inventor: Charles R. Goetz, Carnegie, Pa.

[73] Assignee: Alco Industries, Inc., Valley Forge, Pa.

FOREIGN PATENT DOCUMENTS

2650902	5/1978	Fed. Rep. of Germany	119/17
2065440	7/1981	United Kingdom	D30/114

[**] Term: 14 Years

[21] Appl. No.: 461,453

OTHER PUBLICATIONS

[22] Filed: Jan. 5, 1990

Fred Meyer, "Dorskocil Kennel Cab", p. 2 of 4 flyer, May 6-Jun. 2, 1987.

[52] U.S. Cl. D30/108; 119/19

Swing A Cat; Design 408, Dec. 1982, p. 28-top left item.

[58] Field of Search D30/108-109, D30/112-118, 120, 161; 119/15, 17, 19, 29, 28.5, 28, 165, 168, 16; 229/120, 120.1

Primary Examiner—A. Hugo Word
Assistant Examiner—Cathy Anne MacCormac
Attorney, Agent, or Firm—Webb, Burden, Ziesenheim & Webb

[56] References Cited

U.S. PATENT DOCUMENTS

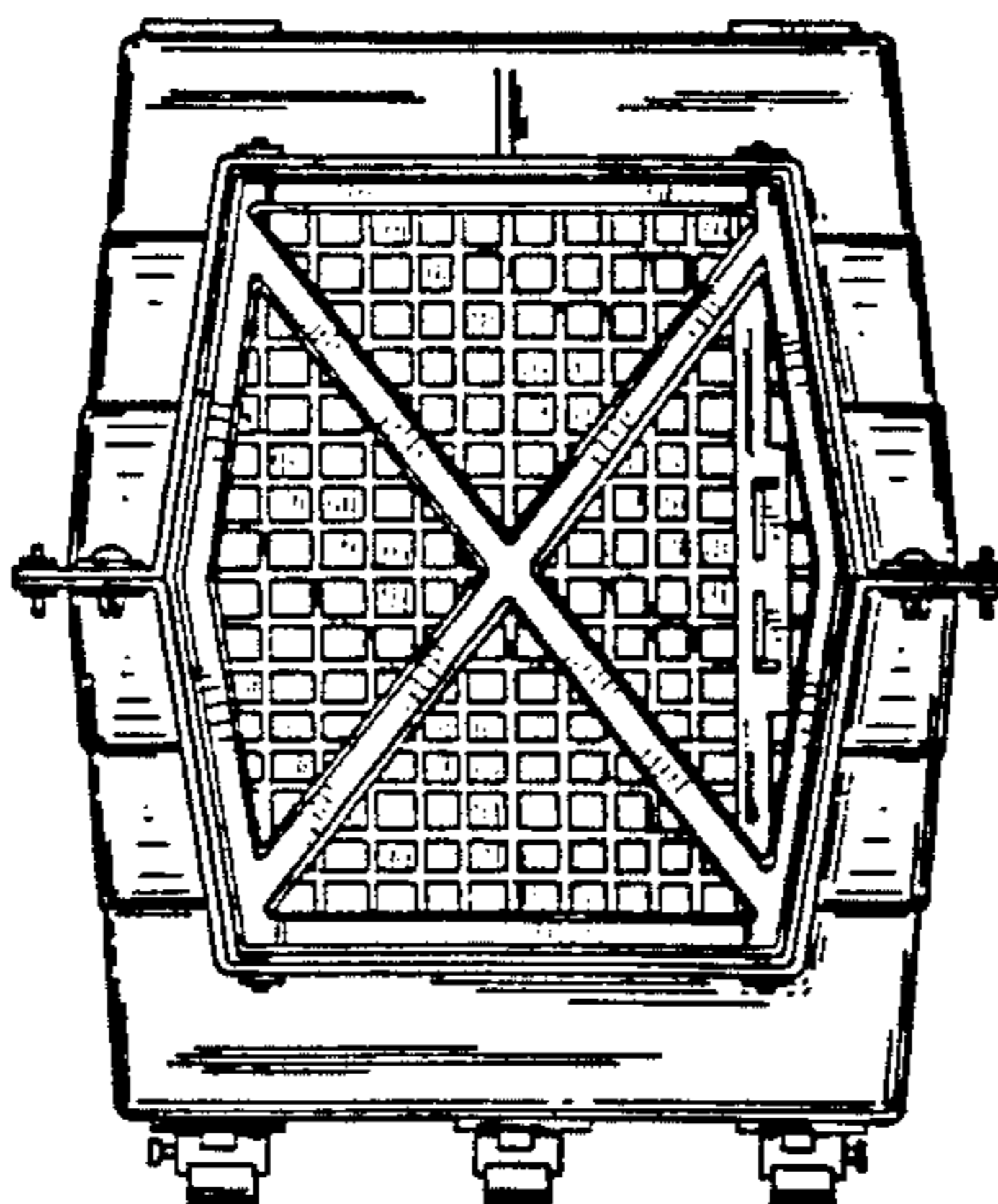

D. 189,237	11/1960	Hufeisen	D30/109
D. 214,566	7/1969	Swinney	D30/109
D. 220,961	6/1971	Ringelman et al.	D30/109
D. 227,126	6/1973	Brison	D30/109
D. 300,968	5/1989	Conner	D30/161
D. 308,429	6/1990	Van Skiver	D30/109
D. 312,333	11/1990	Van Skiver	D30/109
D. 314,251	1/1991	Van Skiver	D30/109
D. 319,117	8/1991	Goetz	D30/161
3,490,417	1/1970	Swinney	119/19
3,710,761	1/1973	Gregory	119/19
3,771,168	11/1973	Brison	220/4 R
4,111,157	9/1978	Haugen	119/165

[57] CLAIM

The ornamental design for a pet carrier or similar article, as shown and described.

DESCRIPTION

FIG. 1 is a top plan view of a pet carrier or similar article showing my new design;
FIG. 2 is a right side elevational view thereof, the left side being a mirror image of the right side shown;
FIG. 3 is a bottom plan view thereof;
FIG. 4 is a front elevational view thereof; and,
FIG. 5 is a rear elevational view thereof.






Fig. 1




Fig. 2

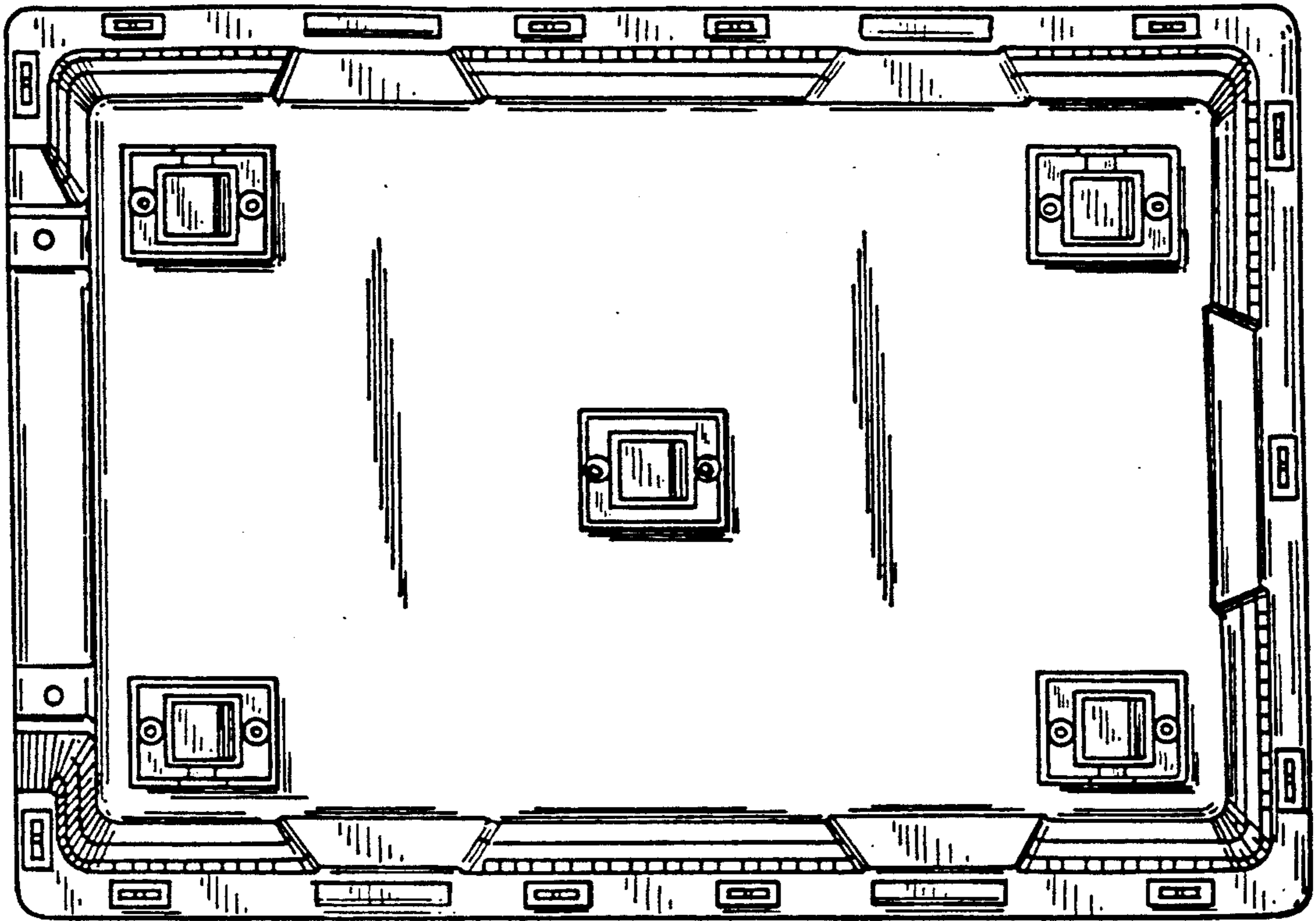


Fig. 3

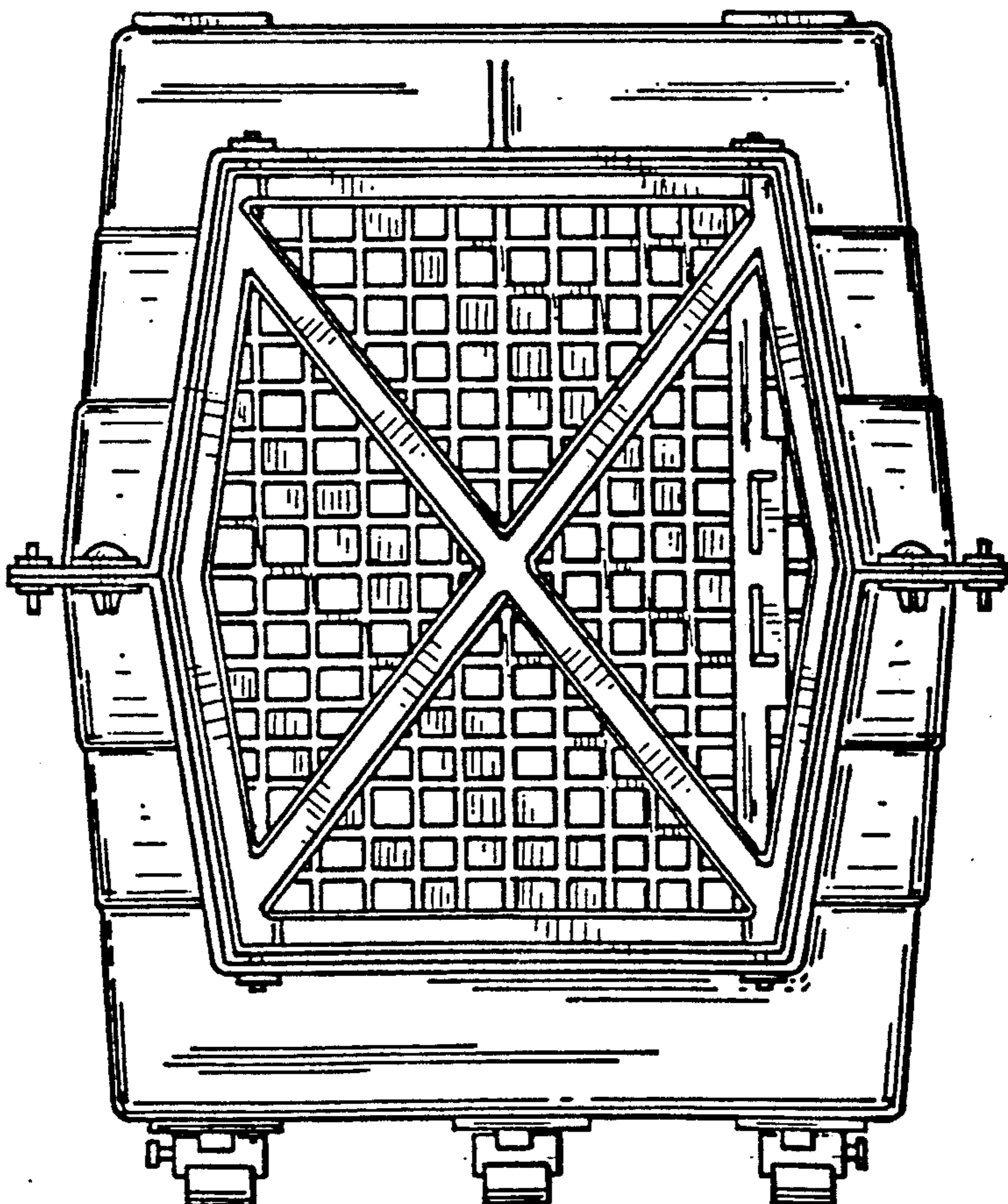


Fig. 4




Fig. 5