



US00D334086S

# United States Patent [19] Ng

[11] Patent Number: **Des. 334,086**  
[45] Date of Patent: **\*\* Mar. 16, 1993**

[54] **AIR STONE**  
[75] Inventor: **Tony T. W. Ng, Hong Kong, Hong Kong**  
[73] Assignee: **Veny Plastic Co., Limited, Hong Kong**  
[\*\*] Term: **14 Years**  
[21] Appl. No.: **690,798**  
[22] Filed: **Apr. 24, 1991**  
[30] Foreign Application Priority Data  
Nov. 20, 1990 [GB] United Kingdom ..... 20111577  
[52] U.S. Cl. .... **D30/106**  
[58] Field of Search ..... **D30/101-107; 119/3-5, 15, 17**

3,773,015 11/1973 Cruickshank et al. .... 119/5  
4,776,127 10/1988 Jackson ..... 119/5  
5,034,165 7/1991 Willinger et al. .... 119/5  
5,133,906 7/1992 Louis .

### FOREIGN PATENT DOCUMENTS

955730 1/1957 Fed. Rep. of Germany ..... 119/5  
2842865 4/1980 Fed. Rep. of Germany ..... 119/5  
831518 1/1937 France ..... 119/5  
1037101 9/1953 France ..... 119/5  
0721046 3/1980 U.S.S.R. .... 119/5

*Primary Examiner*—Louis S. Zarfes  
*Assistant Examiner*—Cathy Anne MacCormac  
*Attorney, Agent, or Firm*—Spensley Horn Jubas & Lubitz

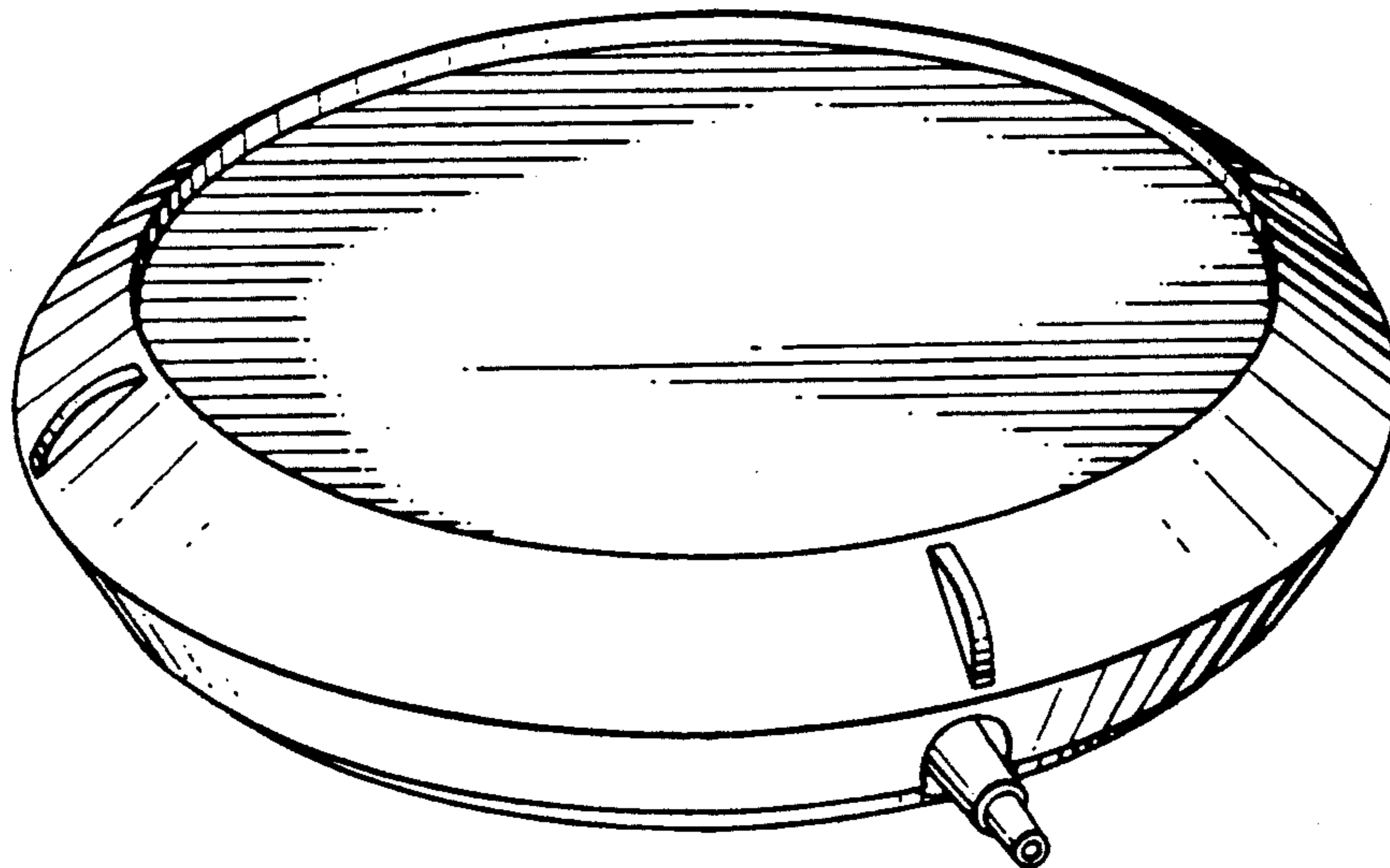
### CLAIM

[57] The design for a air stone, as shown and described.

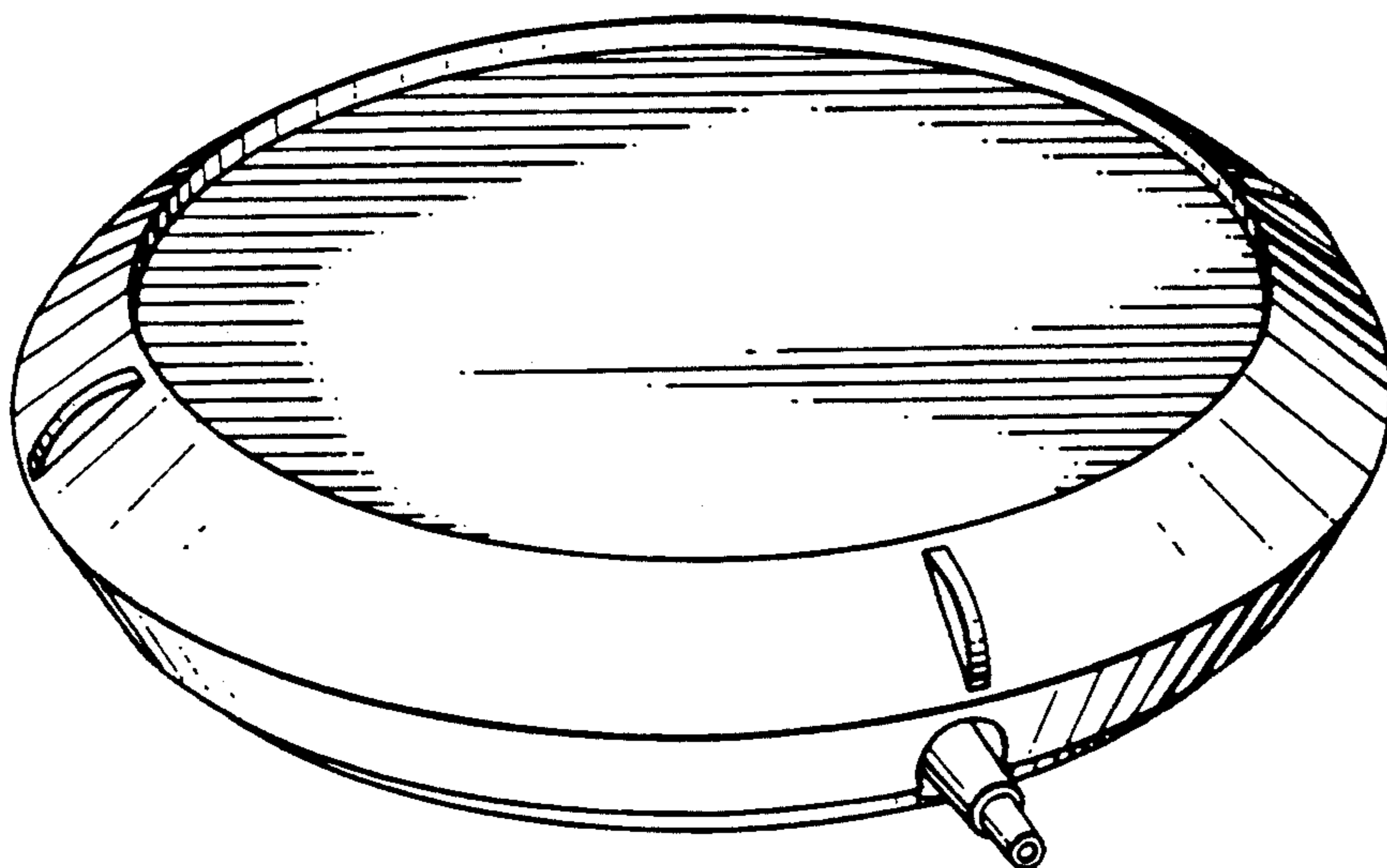
### DESCRIPTION

FIG. 1 is a front perspective view of air stone showing my new design;  
FIG. 2 is a front elevational view thereof;  
FIG. 3 is a rear elevational thereof;  
FIG. 4 is a side elevational view thereof, the opposite side being a mirror image of the side shown;  
FIG. 5 is a top plan view thereof; and,  
FIG. 6 is a bottom plan view thereof.

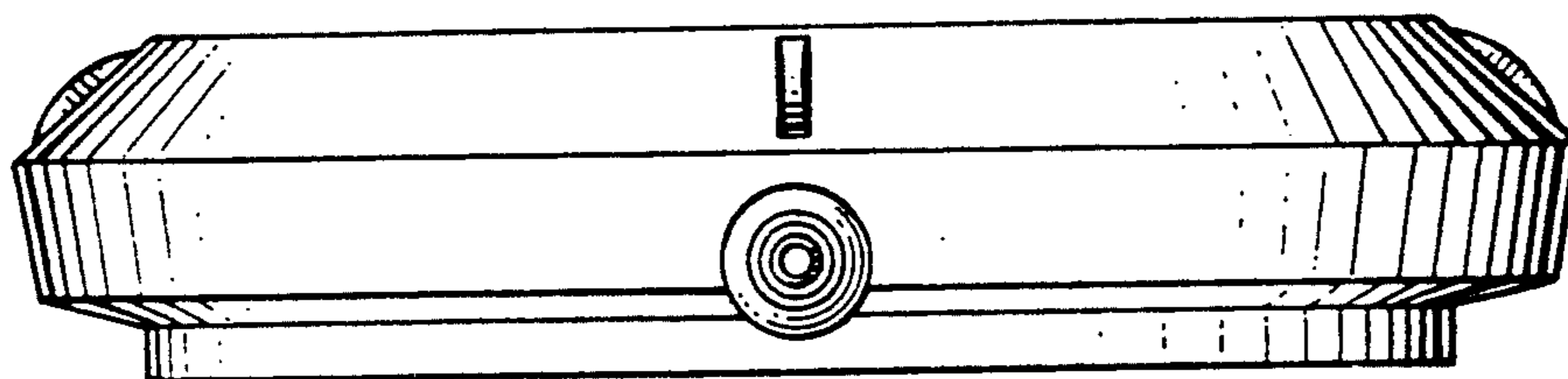
[56] **References Cited**  
**U.S. PATENT DOCUMENTS**  
D. 249,897 10/1978 Willinger ..... D30/106  
1,920,220 8/1933 Staley ..... 119/5  
2,008,363 7/1935 Maris ..... 119/5  
2,245,495 6/1941 Pemble ..... 119/5  
2,711,714 6/1955 Timeus ..... 119/5  
3,320,928 5/1967 Smith ..... 119/5  
3,507,253 4/1970 Willinger ..... 119/5



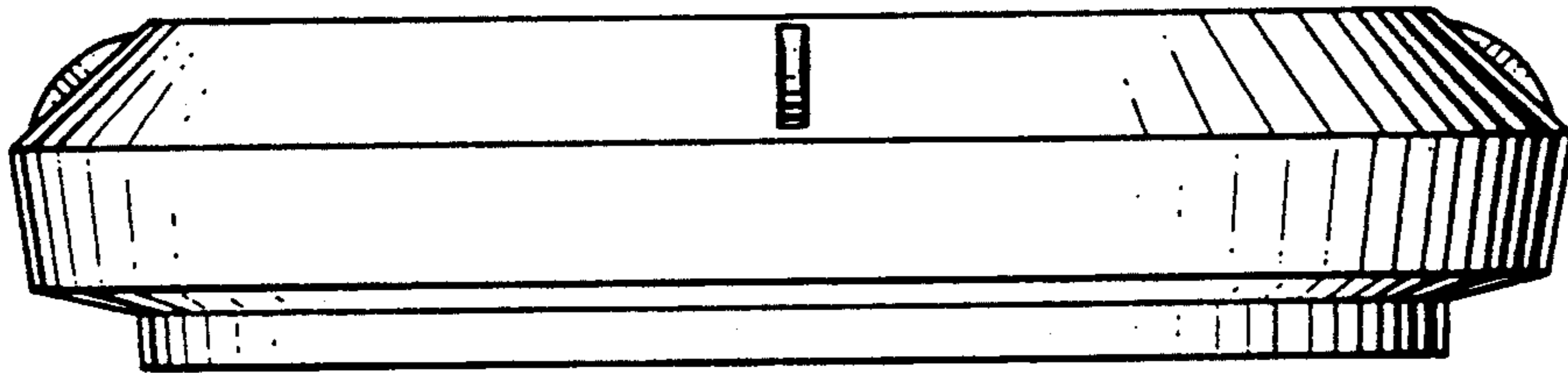
*Fig. 1*



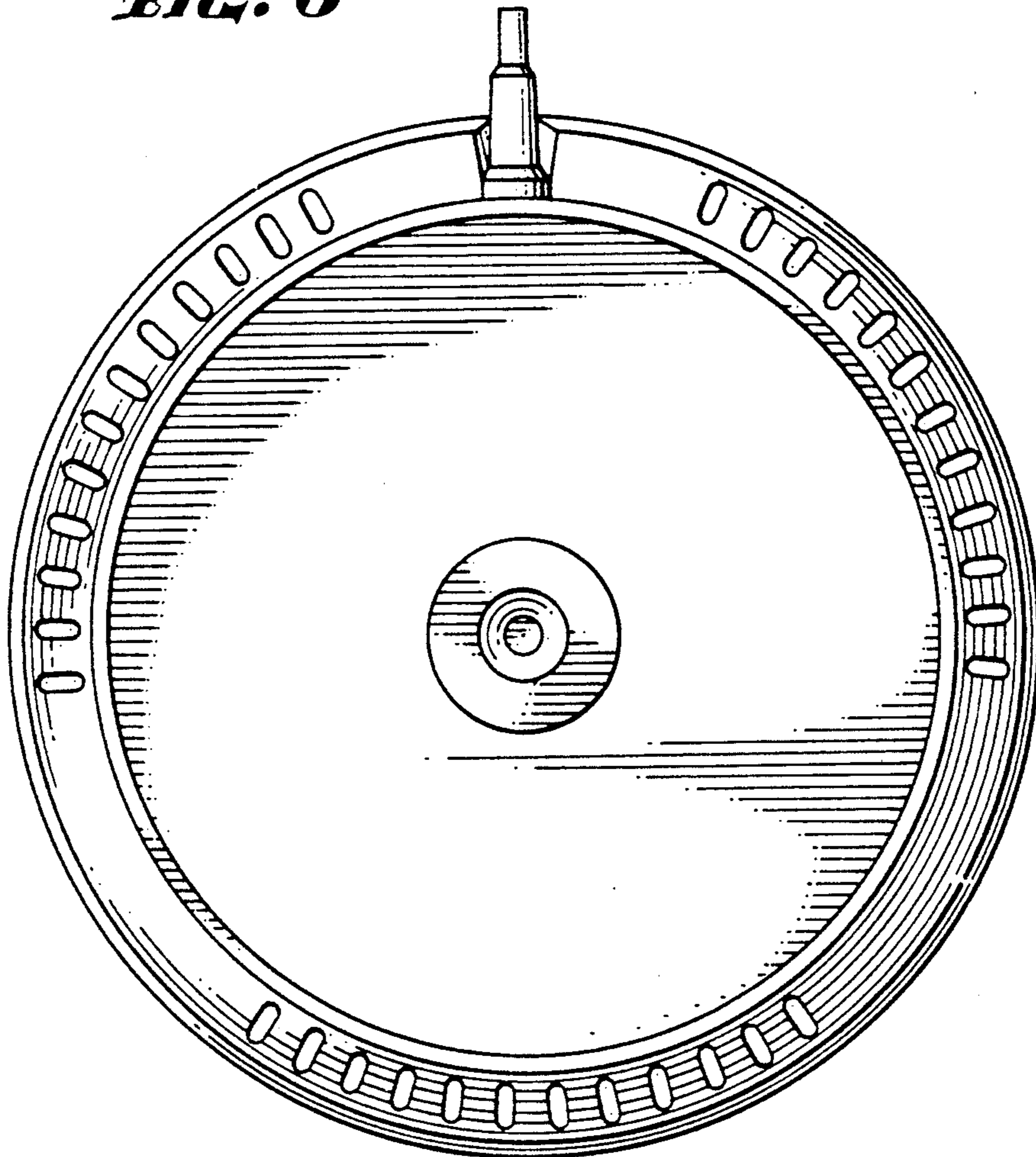
*Fig. 2*



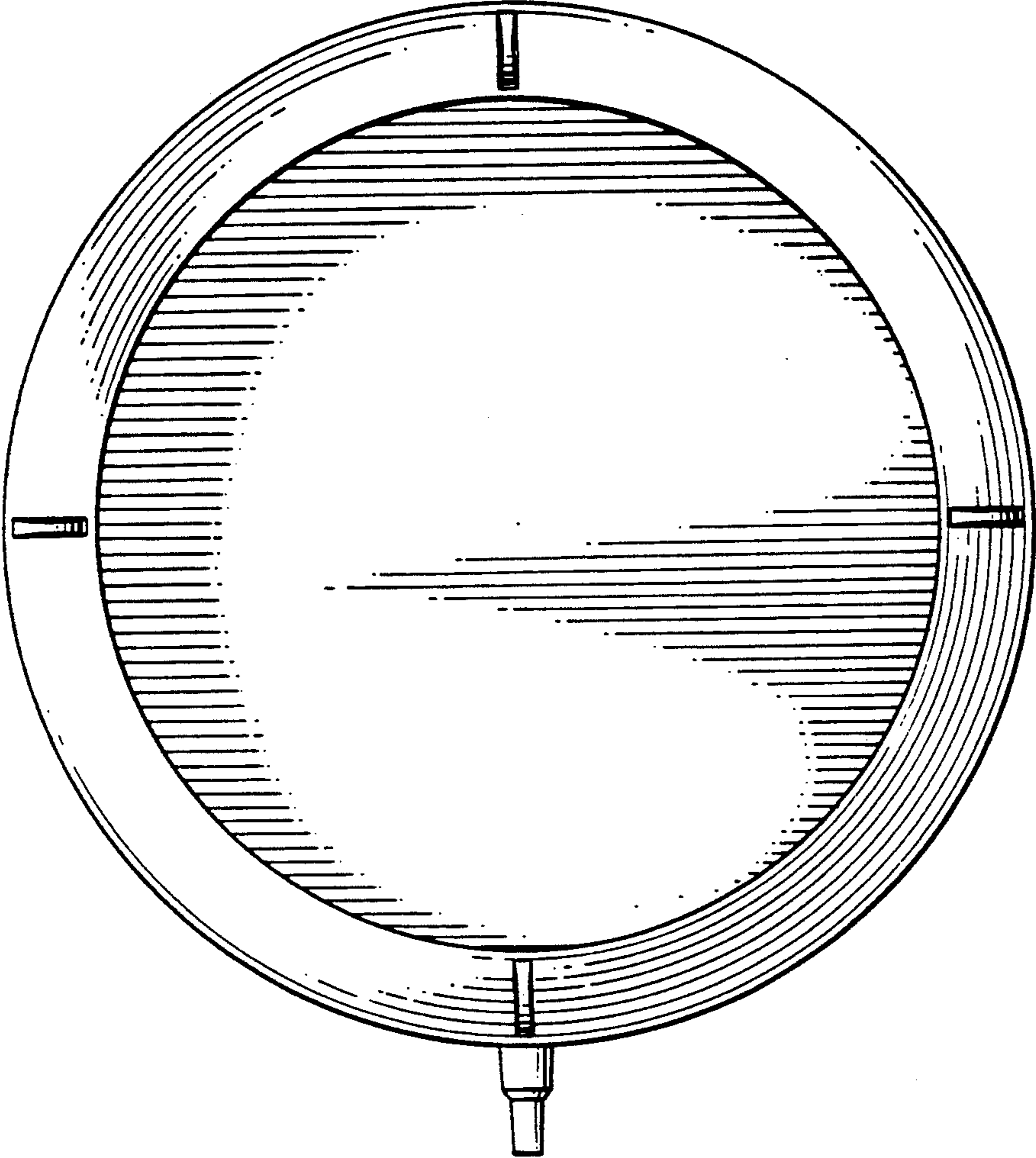
*Fig. 3*



*Fig. 6*



*Fig. 5*



*Fig. 4*

