



US00D334082S

# United States Patent [19]

[11] Patent Number: **Des. 334,082**

Tiramani et al.

[45] Date of Patent: **\*\* Mar. 16, 1993**

[54] RAZOR CASE

[56] References Cited

[75] Inventors: **Paolo Tiramani, Greenwich, Conn.;  
Thomas Van Dyk, Prospect Park,  
N.J.**

### U.S. PATENT DOCUMENTS

D. 136,596	11/1943	Robson	.....	D3/39
D. 226,754	4/1973	Glaberson	.....	D9/342
1,345,356	7/1920	Dunhill	.....	206/37 R
2,342,207	2/1944	McVey	.....	206/228
4,884,688	12/1989	Hurst	.....	206/15.2 X
4,930,638	6/1990	Vasconcellos	.....	206/581

[73] Assignee: **Goody Products, Inc., Kearney, N.J.**

*Primary Examiner*—Bernard Ansher  
*Assistant Examiner*—C. Tuttle  
*Attorney, Agent, or Firm*—Abelman Frayne & Schwab

[\*\*] Term: **14 Years**

[21] Appl. No.: **648,356**

### [57] CLAIM

[22] Filed: **Jan. 31, 1991**

The ornamental design for a razor case, as shown and described.

### Related U.S. Application Data

### DESCRIPTION

[63] Continuation-in-part of Ser. No. 558,083, Jul. 24, 1990, Pat. No. 5,042,658.

FIG. 1 is a perspective view of a razor case, in an open condition, showing our new design;

[52] U.S. Cl. .... D28/73; D3/39; D6/526; D28/47

FIG. 2 is a right side elevational view shown in a closed condition, the side opposite being a mirror image of the side shown;

[58] Field of Search ..... D28/9, 44, 47, 73, 99; D9/414, 420, 424; D6/526; D3/30.1, 39; 30/32, 41, 90; 206/37, 38, 15.2, 15.3, 208, 349, 362.2, 362.3, 461, 470, 471, 581, 352, 351, 328; 220/339

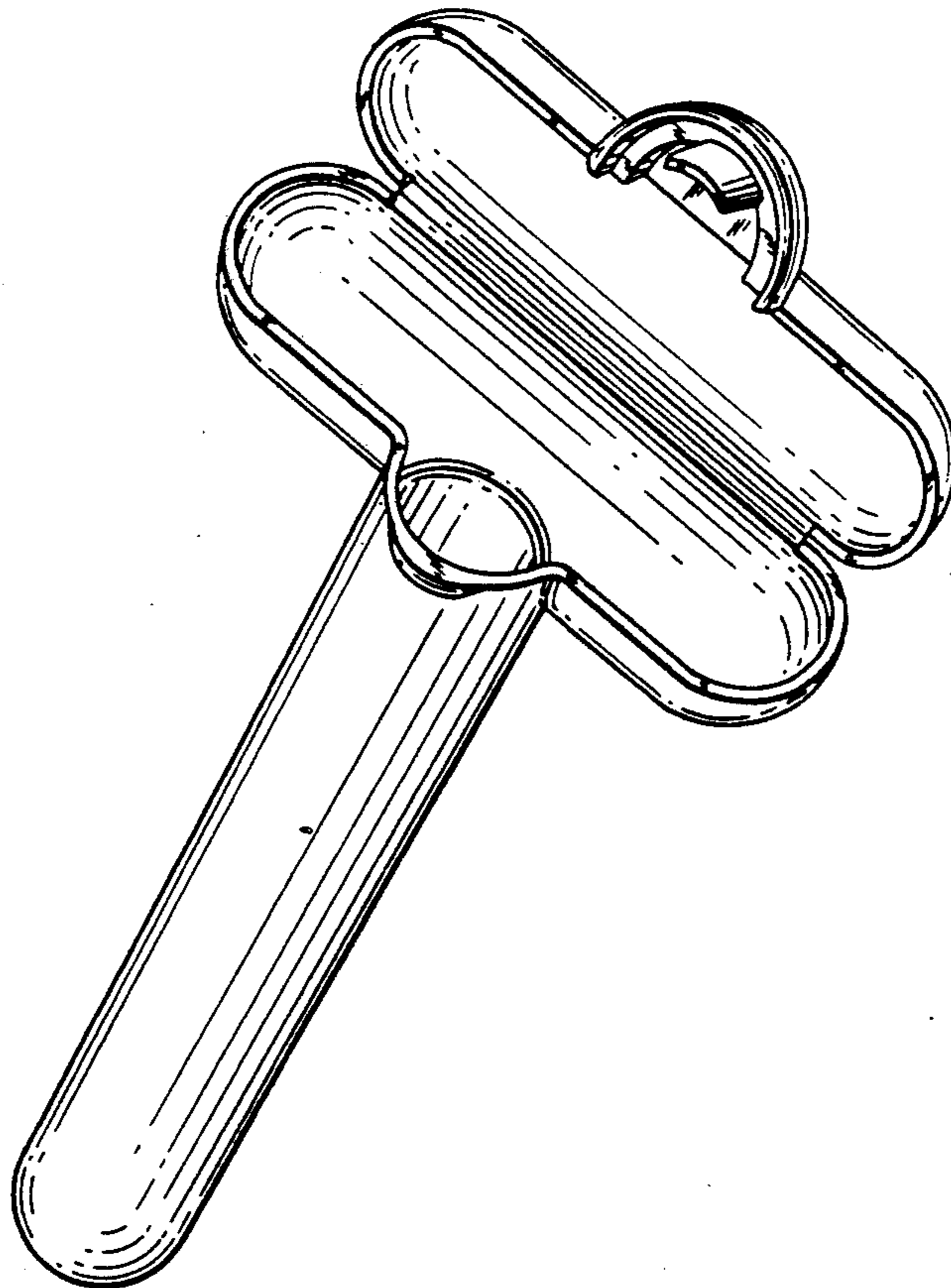
FIG. 3 is a right side elevational view of FIG. 1, the side opposite being a mirror image of the side shown;

FIG. 4 is a top plan view of FIG. 2;

FIG. 5 is a bottom plan view thereof;

FIG. 6 is a front elevational view thereof; and;

FIG. 7 is a rear elevational view thereof.






FIG. 3




FIG. 2

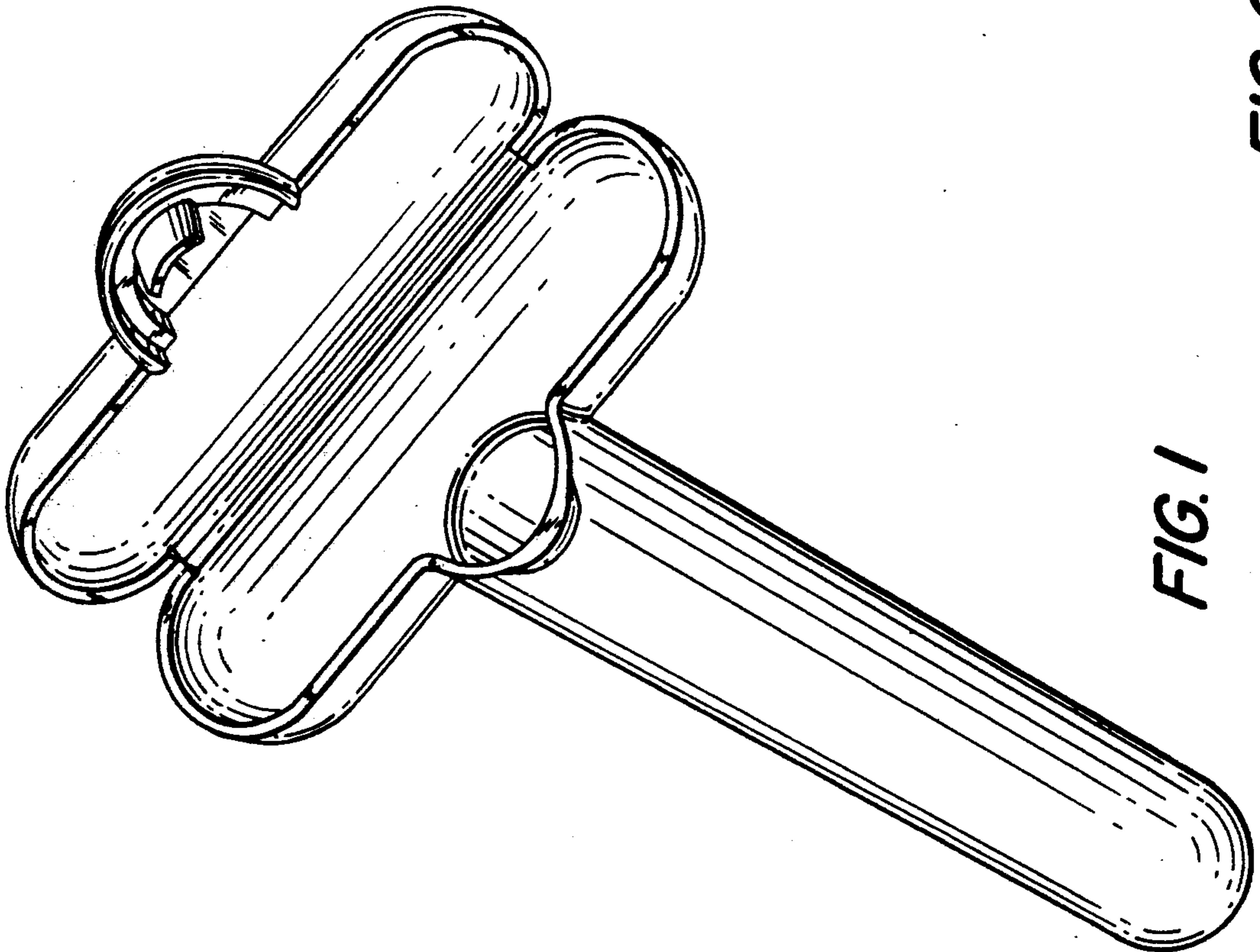




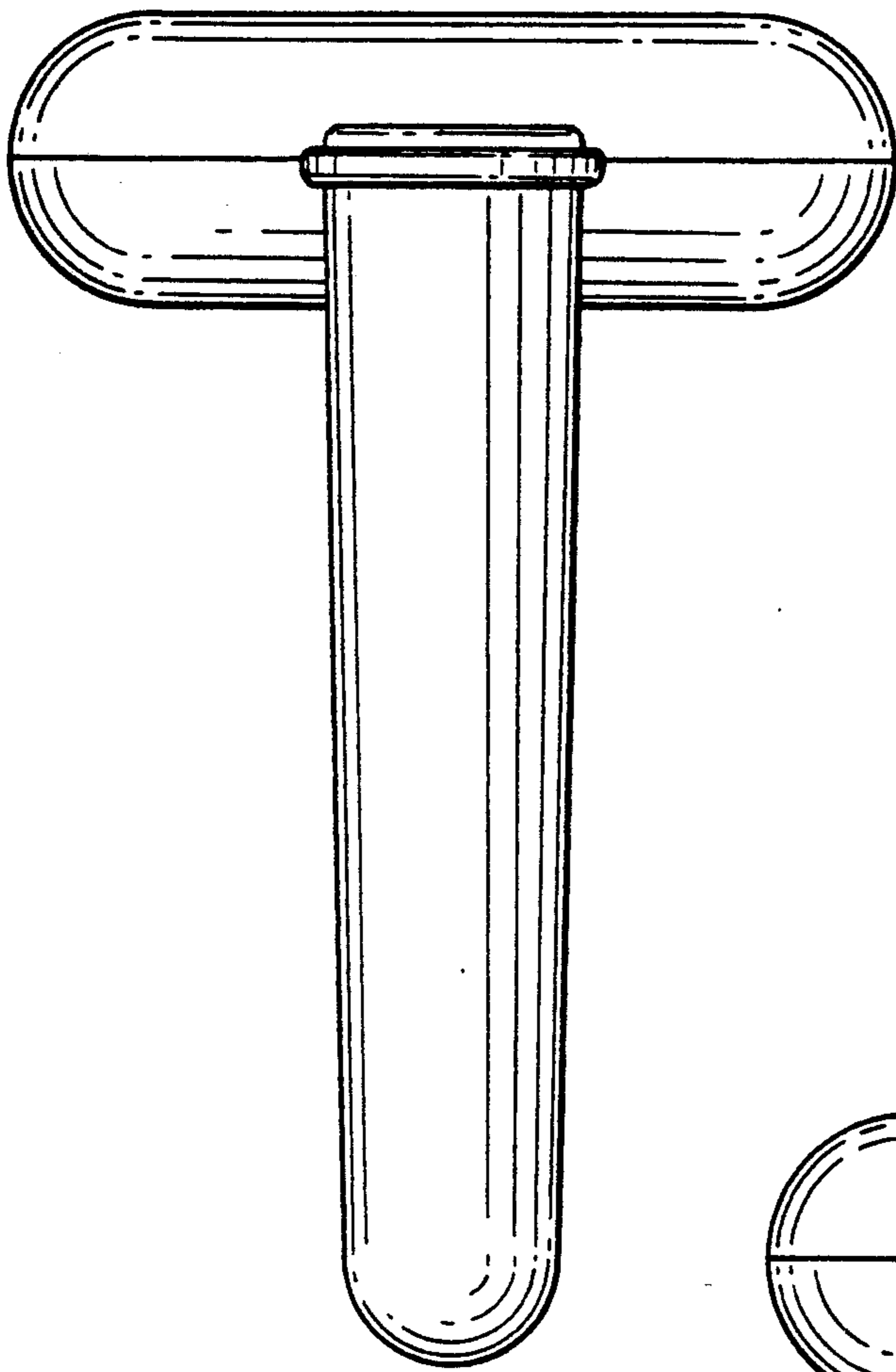
FIG. 1



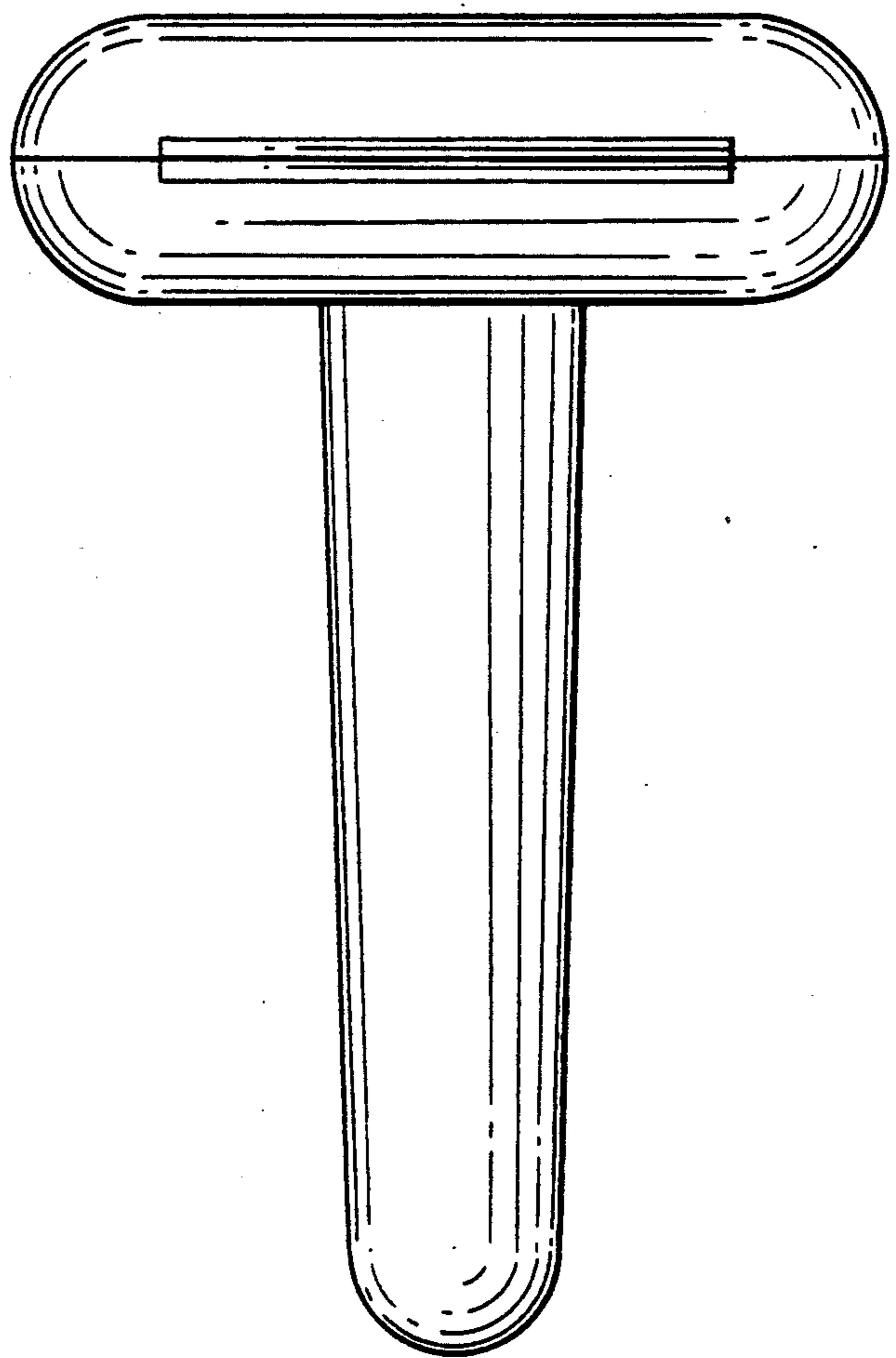
*FIG. 4*



*FIG. 5*



**FIG. 6**



**FIG. 7**