



US00D334067S

United States Patent [19]

[11] Patent Number: **Des. 334,067**

Helka

[45] Date of Patent: **** Mar. 16, 1993**

[54] **COMBINED FRAME AND SCREEN FOR A GARAGE DOOR**

4,673,019 6/1987 Silverthorne .
4,793,397 12/1988 Whiteman 160/201
4,846,241 7/1989 Chomka et al. 160/268.1

[76] Inventor: **David J. Helka**, 7154 Sigler, South Rockwood, Mich. 48179

Primary Examiner—A. Hugo Word
Assistant Examiner—Doris Clark
Attorney, Agent, or Firm—Terry M. Gernstein

[**] Term: **14 Years**

[57] **CLAIM**

[21] Appl. No.: **645,672**

The ornamental design for a combined frame and screen for a garage door, as shown and described.

[22] Filed: **Jan. 24, 1991**

[52] U.S. Cl. **D25/53**

[58] Field of Search D25/53, 47, 48; 160/201, 88-92, 97, 111, 205, 43, 116

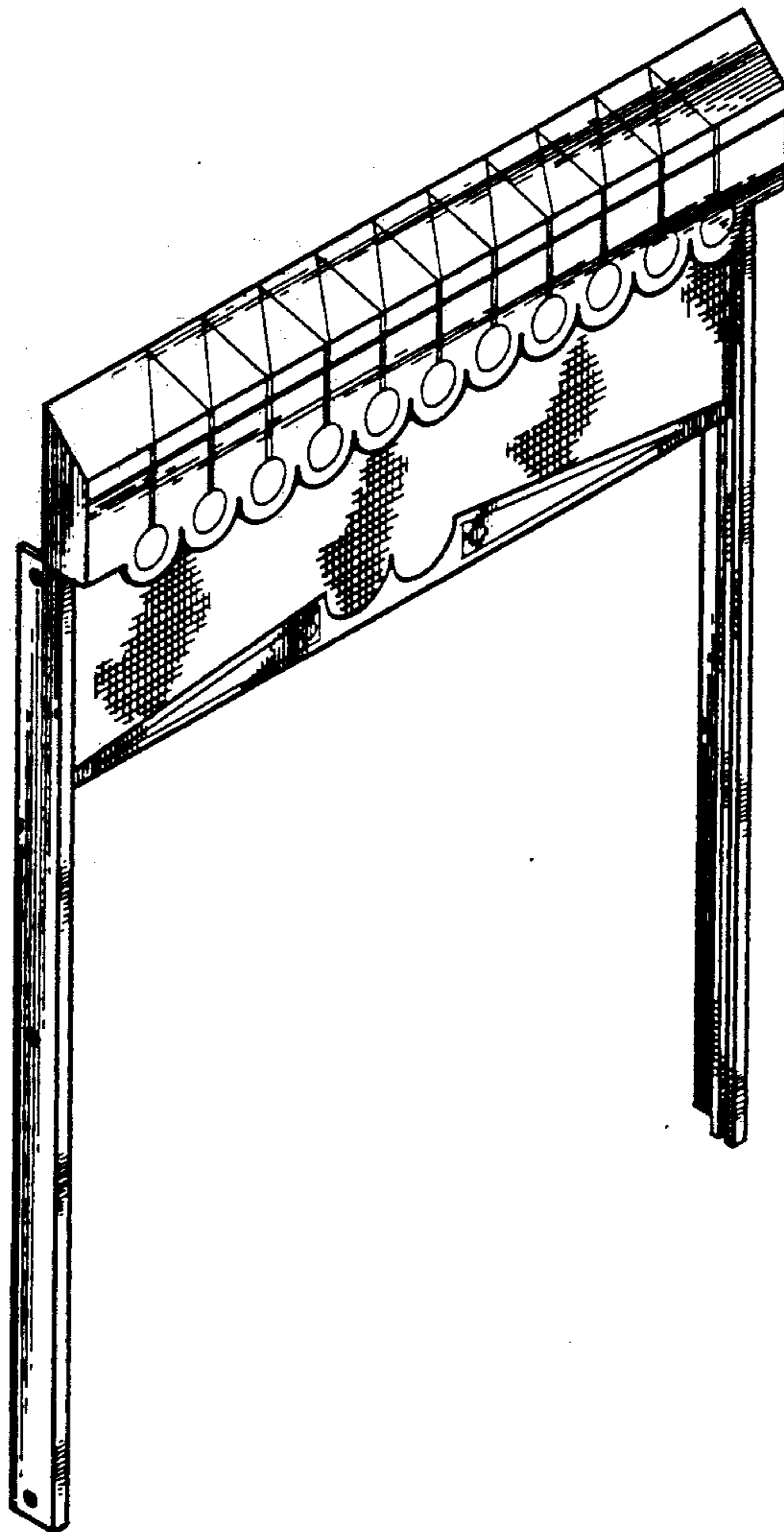
DESCRIPTION

[56] **References Cited**

U.S. PATENT DOCUMENTS

253,732	2/1882	MacDonald	D25/53
2,602,505	7/1952	Nelson	.	
3,021,896	2/1962	Buono et al.	160/201
3,331,425	7/1967	Groves et al.	160/237
4,378,043	3/1983	Sorenson	160/97
4,653,566	3/1987	Miale	160/201

FIG. 1 is rear perspective view of a combined frame and screen for a garage door showing my new design, the screen shown in raised position;
FIG. 2 is a side elevational view thereof;
FIG. 3 is a side elevational view thereof;
FIG. 4 is a front elevational view thereof, the screen shown in lowered position;
FIG. 5 is a rear elevational view thereof;
FIG. 6 is a top plan view thereof; and,
FIG. 7 is a bottom view thereof.



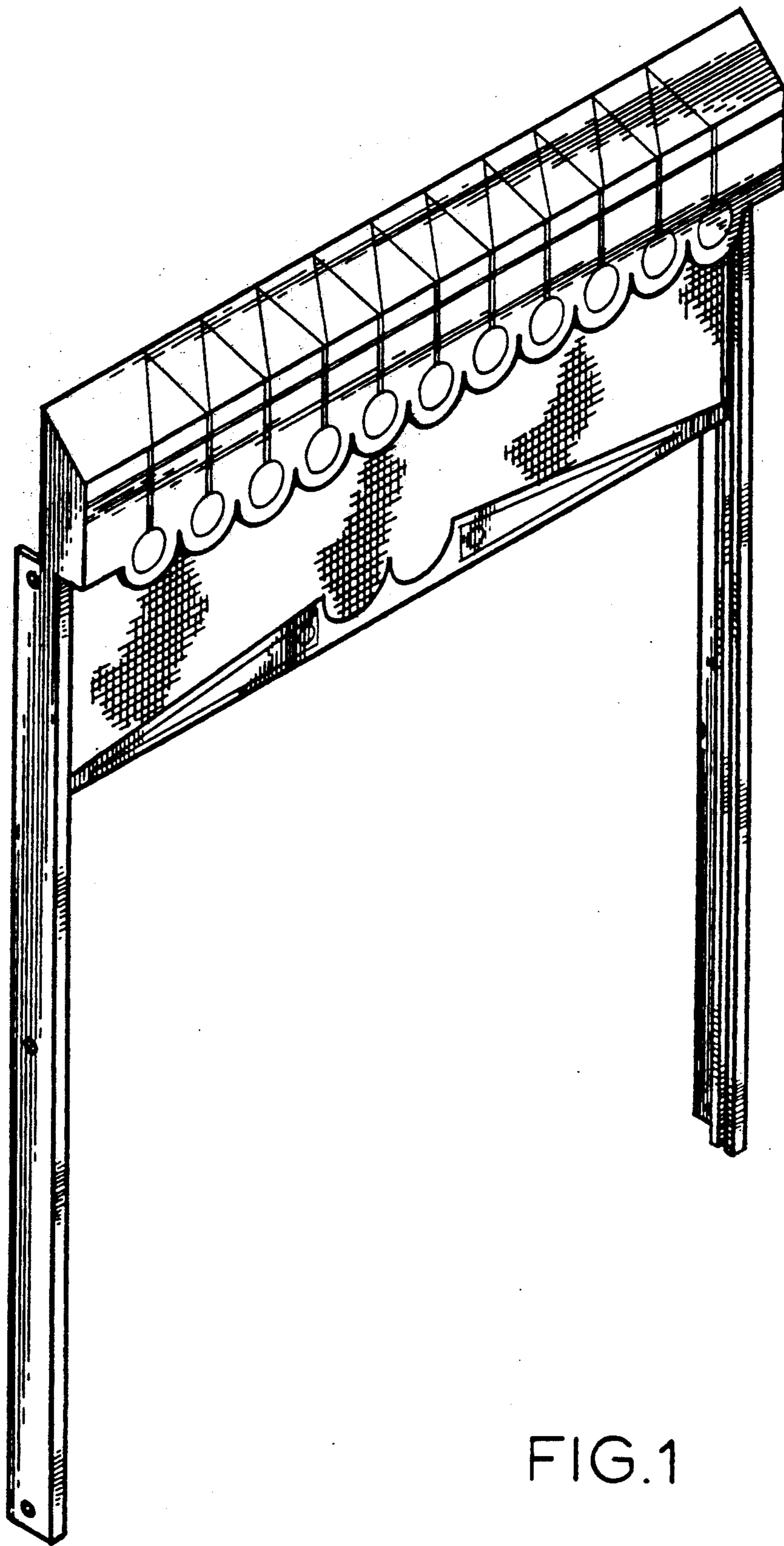


FIG.1




FIG. 2




FIG. 3




FIG. 4




FIG. 5




FIG. 6



FIG. 7