



US00D334029S

# United States Patent [19]

[11] Patent Number: Des. 334,029

Reising

[45] Date of Patent: \*\* Mar. 16, 1993

[54] COMBINED DISPLAY CABINET AND INFORMATION DISPENSING VENDING MACHINE

3,943,335 3/1976 Kinner et al. .... D99/28 X

[76] Inventor: Richard G. Reising, 10A Lilac Dr., Seymour, Conn. 06483

### OTHER PUBLICATIONS

J. C. Penny Fall & Winter Catalogue 1971 p. 1049 middle right.

[\*\*] Term: 14 Years

Primary Examiner—A. Hugo Word  
Assistant Examiner—Paula A. Mortimer  
Attorney, Agent, or Firm—Melvin I. Stoltz

[21] Appl. No.: 620,923

### [57] CLAIM

[22] Filed: Dec. 3, 1990

The ornamental design for a combined display cabinet and information dispensing vending machine, as shown and described.

[52] U.S. Cl. .... D20/1

[58] Field of Search ..... 221/84, 155; D20/1; D99/28; D14/199, 235, 130; D6/432, 448

### [56] References Cited

### DESCRIPTION

#### U.S. PATENT DOCUMENTS

D. 200,349	2/1965	Allard	.....	D20/5
D. 209,919	1/1968	Conde	.....	D20/5
D. 221,184	7/1977	Cathey	.....	D20/1
D. 225,600	12/1972	Hill	.....	D99/28
D. 251,649	4/1979	Devin et al.	.....	D6/448 X
D. 277,698	2/1985	Newman	.....	D6/432 X
D. 320,047	9/1991	Novak	.....	D20/1

FIG. 1 is a front elevational view of a combined display cabinet and information dispensing vending machine showing my new design;

FIG. 2 is a left side elevational view thereof;

FIG. 3 is a right side elevational view thereof;

FIG. 4 is a rear elevational view thereof;

FIG. 5 is a top plan view thereof; and,

FIG. 6 is a bottom plan view thereof.

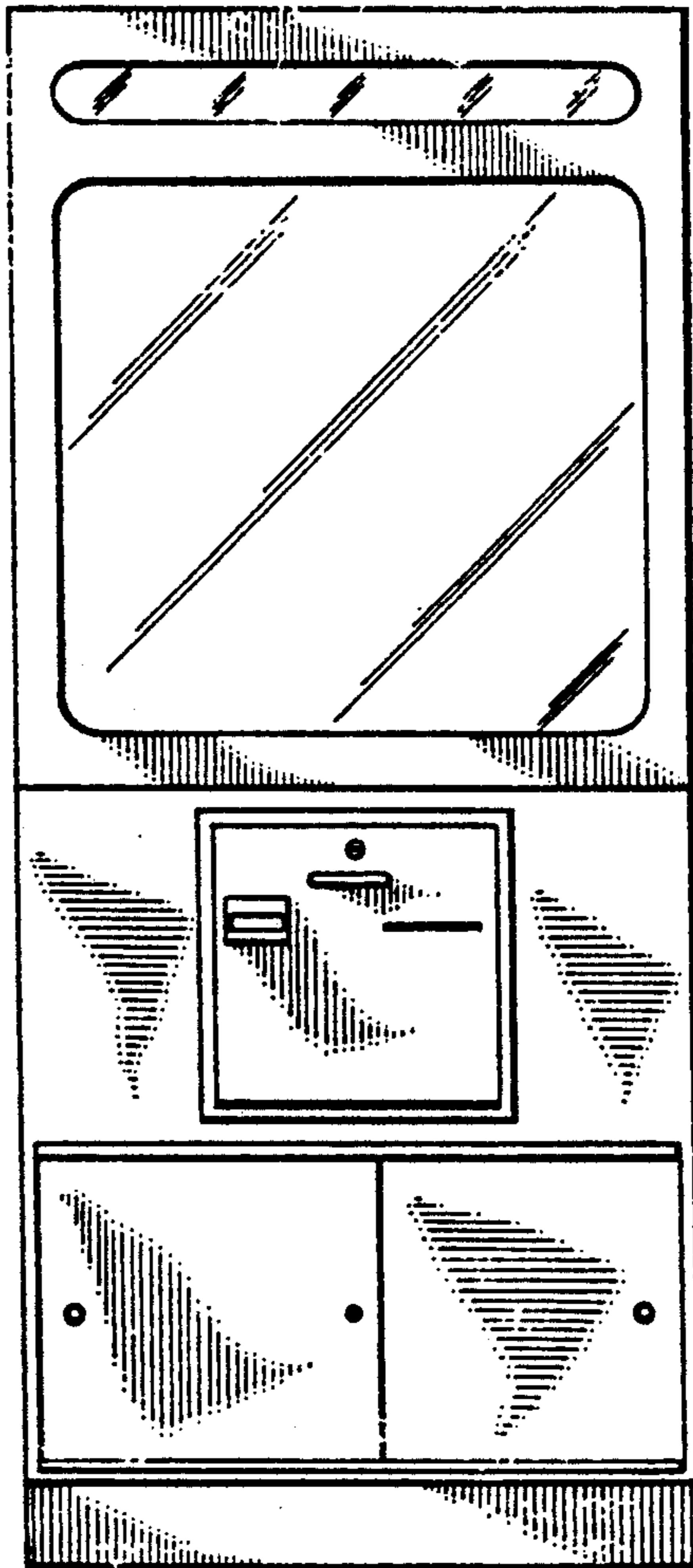


FIG. 2

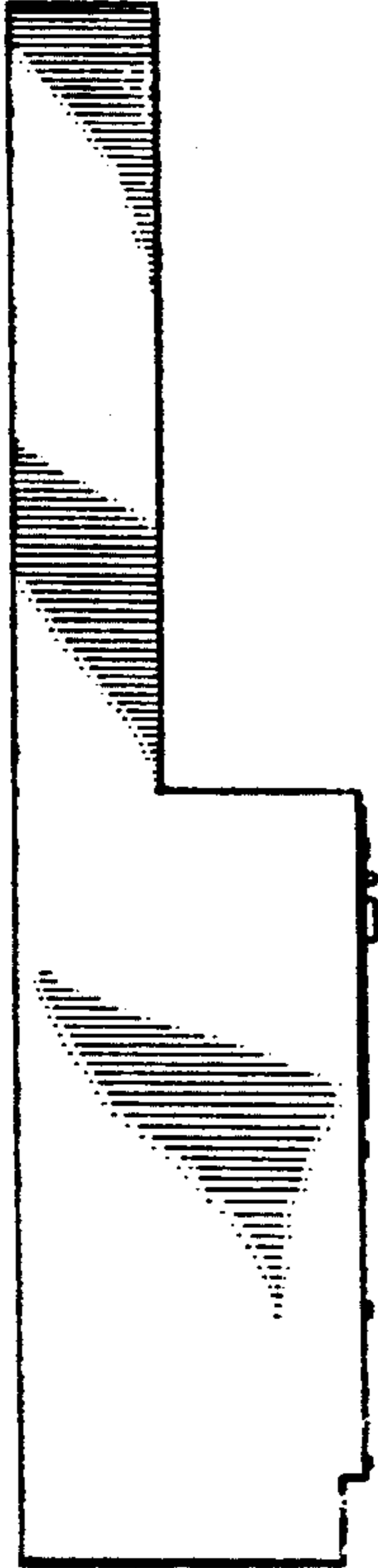


FIG. 1

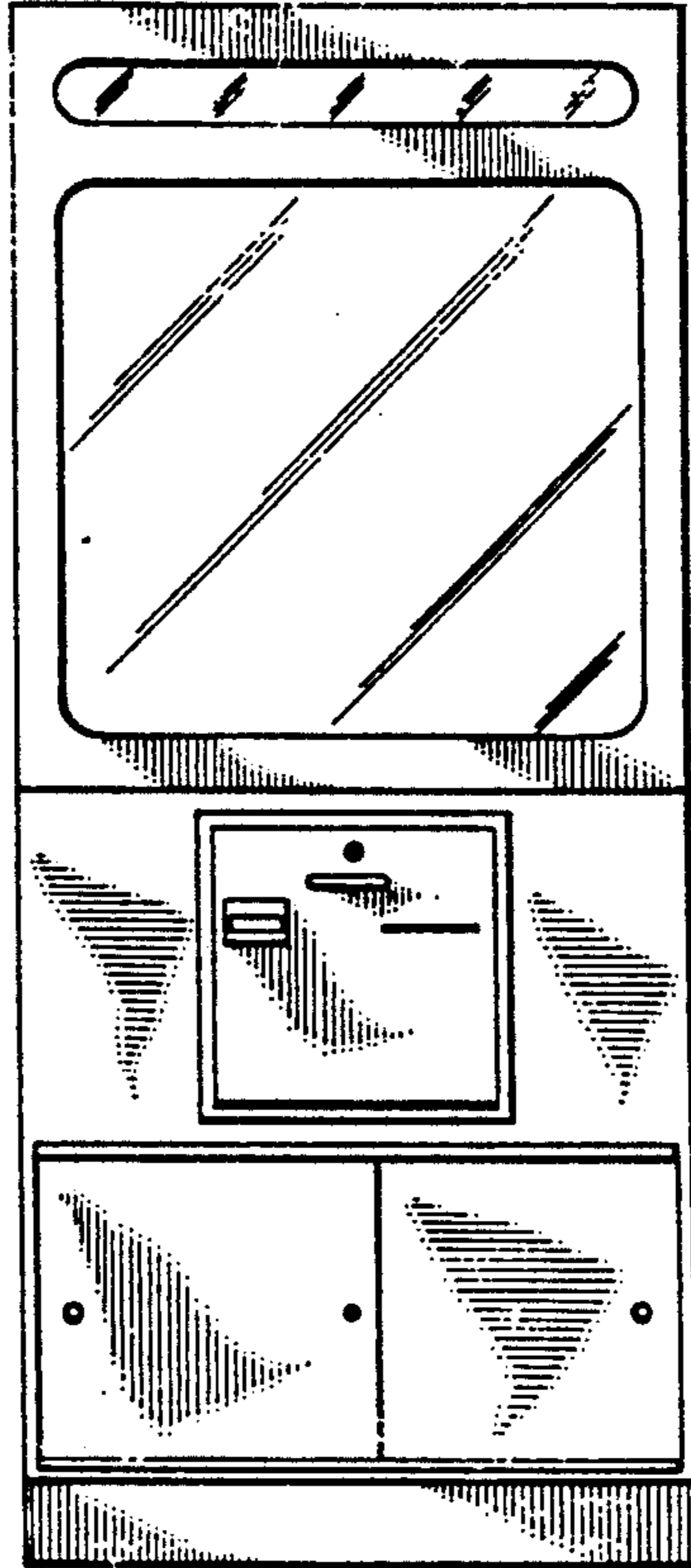


FIG. 3

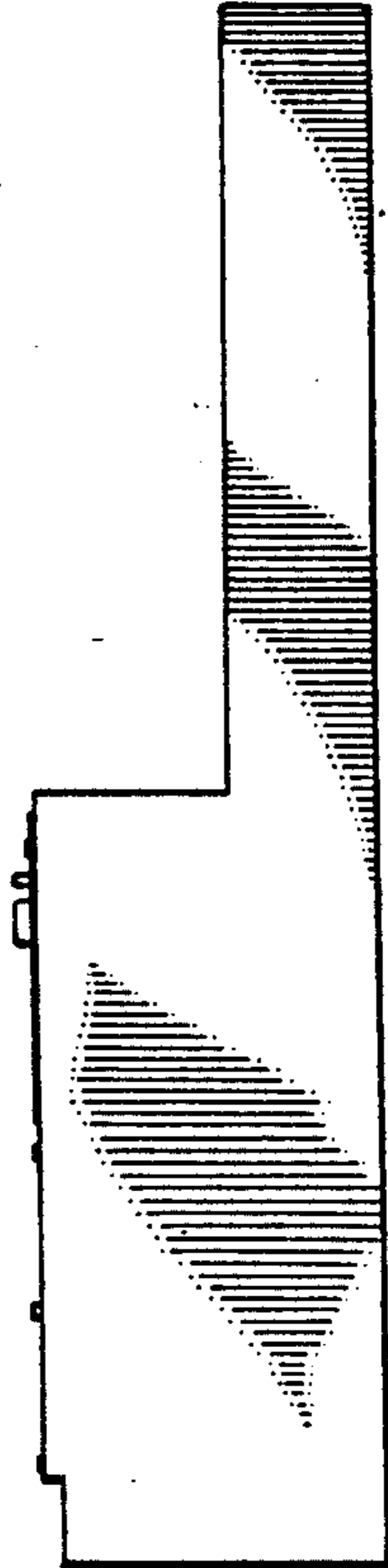


FIG. 4

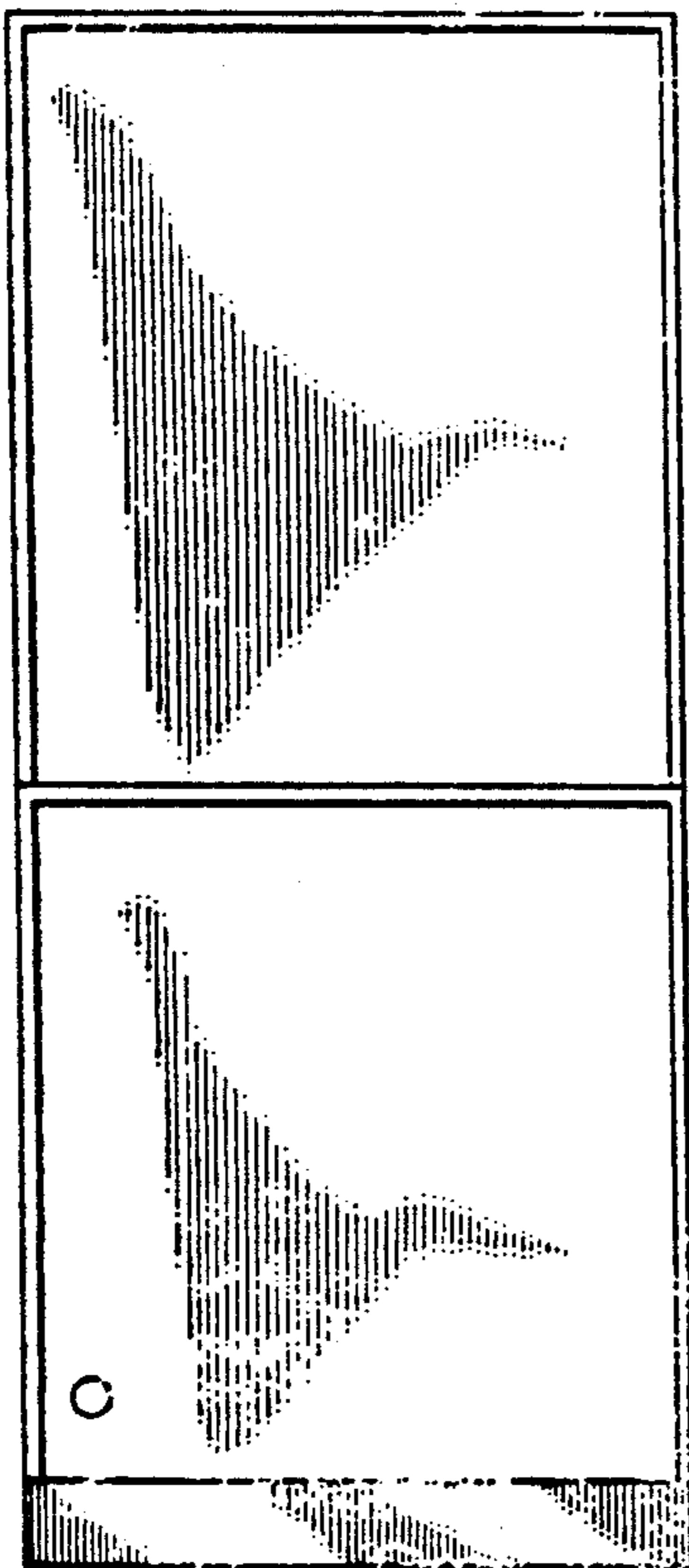


FIG. 5



FIG. 6

