



US00D334028S

United States Patent [19]

[11] Patent Number: **Des. 334,028**

Tam

[45] Date of Patent: **** Mar. 16, 1993**

[54] **MEMO DISPENSER**

[76] Inventor: **Sai Y. Tam, G.P.O. Box 11071, Hong Kong, Hong Kong**

[**] Term: **14 Years**

[21] Appl. No.: **568,312**

[22] Filed: **Aug. 15, 1990**

[52] U.S. Cl. **D19/86; D6/518**

[58] Field of Search **D6/515, 518; D9/339, D9/428; D19/65, 67, 68, 69, 75, 86, 92, 99, 100; 30/356; 221/33, 34, 45, 46**

716,732 12/1902 Mead 30/456 X
 1,904,777 4/1933 Brzezicki 221/34
 2,371,448 3/1945 Kendig D28/91 X
 2,514,612 7/1950 Snow 221/46
 2,592,255 4/1952 Drees 221/34 X

Primary Examiner—Nelson C. Holtje
Assistant Examiner—Martha Thompson
Attorney, Agent, or Firm—Knobbe, Martens, Olsen & Bear

[56] **References Cited**

U.S. PATENT DOCUMENTS

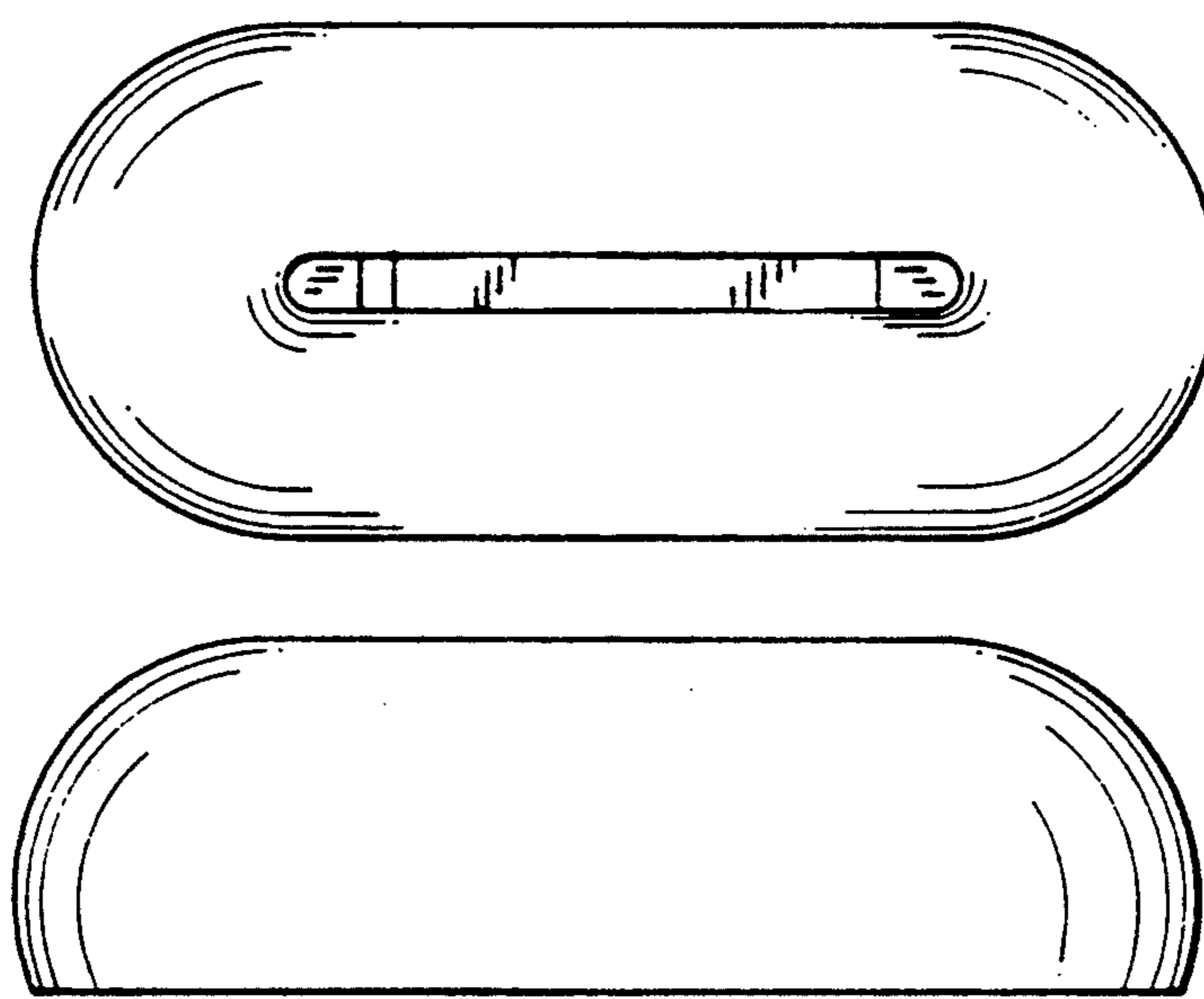
D. 42,749 6/1912 Gunder D28/91
 D. 162,766 4/1951 Wray D28/73 X
 D. 183,867 11/1958 Wagner D19/69
 D. 195,096 4/1963 Broeren et al. D6/518
 D. 310,243 8/1990 Evenson D6/518 X
 D. 310,617 9/1990 Pazzi D9/428 X
 D. 312,368 11/1990 Andriash D9/339 X

[57] **CLAIM**

The ornamental design for a memo dispenser, as shown and described.

DESCRIPTION

FIG. 1 is a top plan view of a memo dispenser showing my new design;
 FIG. 2 is a front elevational view, the rear view being a mirror image thereof;
 FIG. 3 is a bottom plan view thereof; and,
 FIG. 4 is a side elevational view, the opposite side being a mirror image thereof.



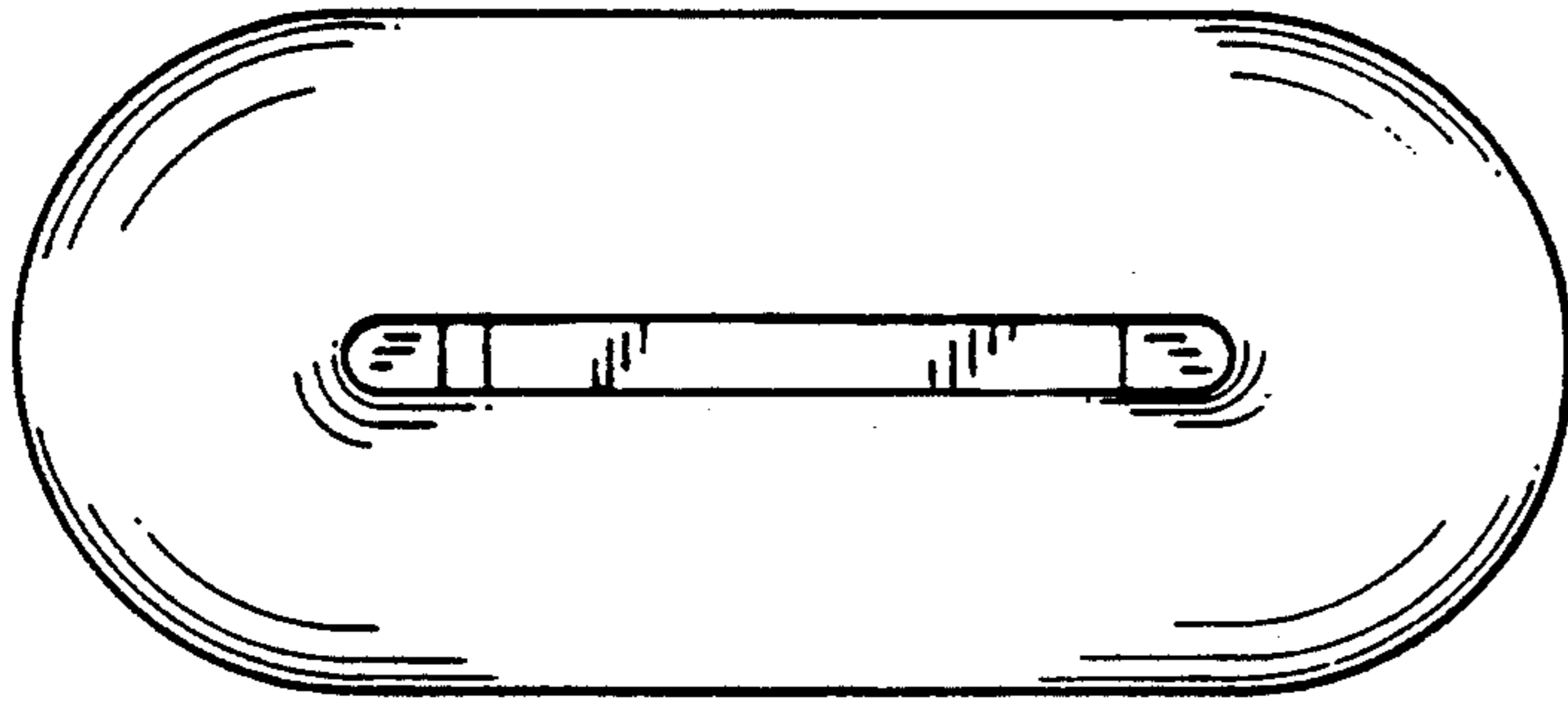


FIG. 1




FIG. 2

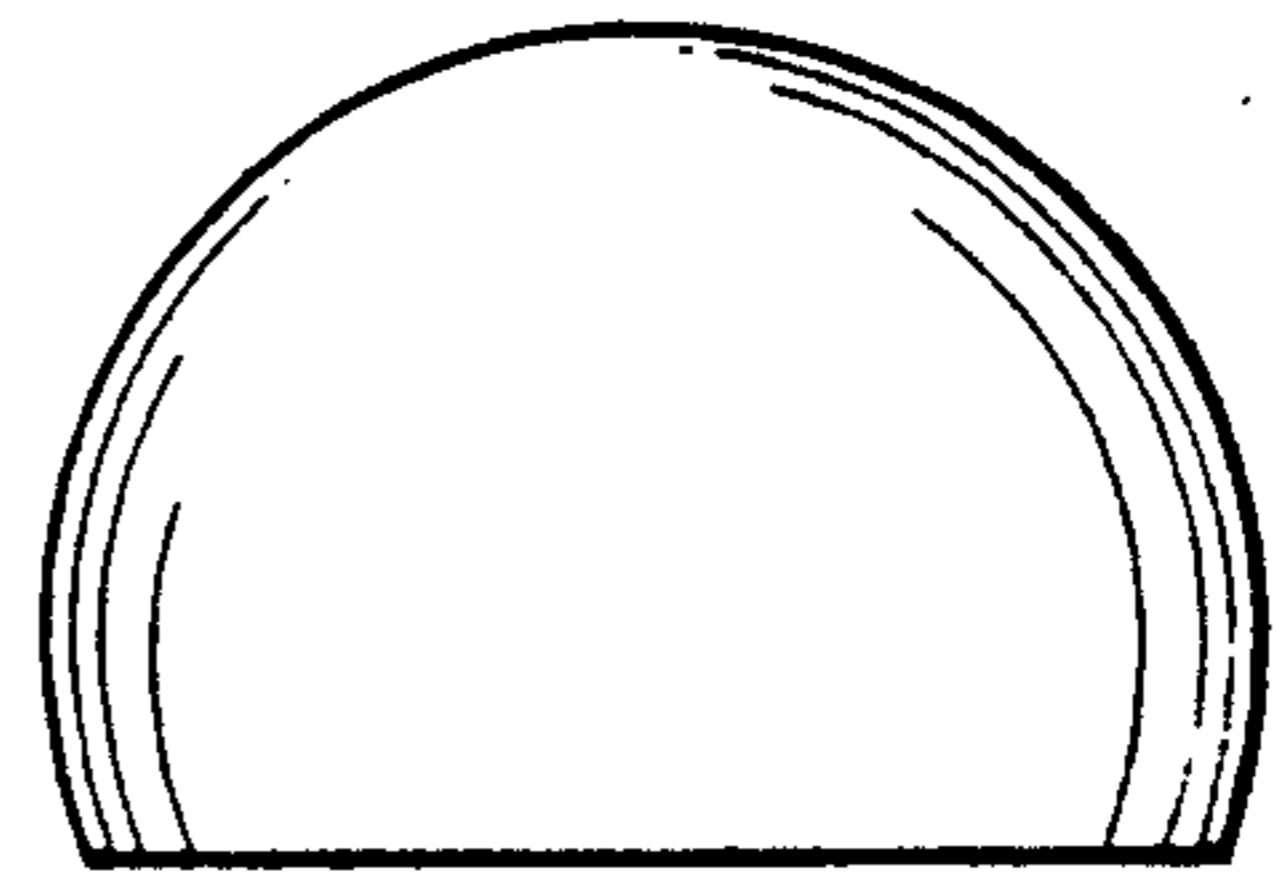


FIG. 4

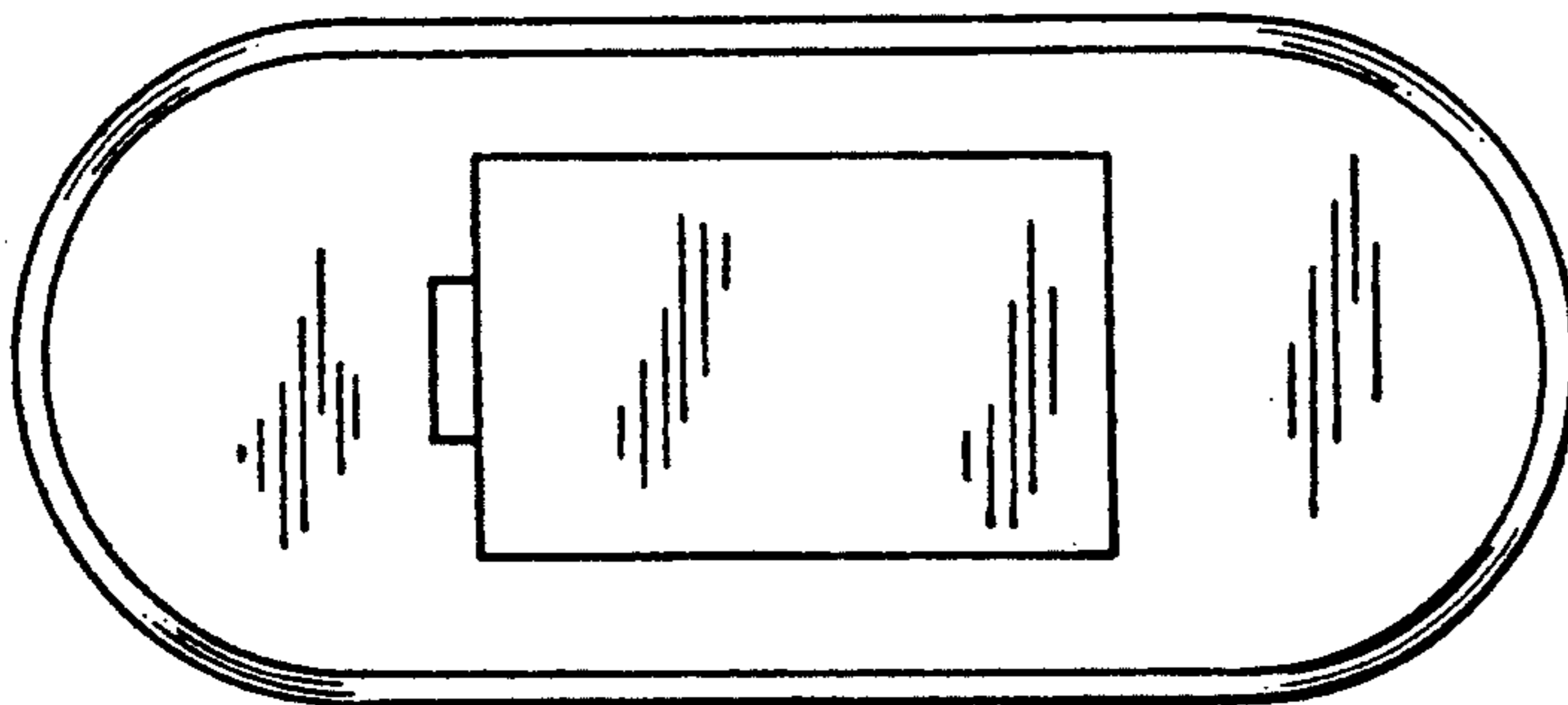


FIG. 3