



US00D334025S

United States Patent [19]

[11] Patent Number: **Des. 334,025**

Link

[45] Date of Patent: **** Mar. 16, 1993**

[54] PAPER CLIP

[76] Inventor: **Charles T. Link, 6227 Pattypeart Way, Carmichael, Calif. 95608**

[**] Term: **14 Years**

[21] Appl. No.: **605,180**

[22] Filed: **Oct. 26, 1990**

[52] U.S. Cl. **D19/65; D19/86; D19/90**

[58] Field of Search **D19/65, 75, 86, 90, D19/91, 99, 100; 24/67 R, 67.1, 67.3, 67.9, 67.11, 546, 550, 552, 556**

[56] **References Cited**

U.S. PATENT DOCUMENTS

703,485	7/1902	Shedlock	24/552
1,053,008	2/1913	Carbis .	
1,251,884	1/1918	Hann	24/552
1,271,043	7/1918	Lee	24/552
1,989,953	2/1935	Tibbals	24/552

2,239,584	4/1941	Zane	24/552
2,642,638	6/1953	Larrabee	24/67.9
3,083,425	4/1963	Minnerly, Jr.	24/67.9
3,125,789	3/1964	Parker	24/67.9
4,170,052	10/1979	Okerblom .	
5,063,640	11/1991	Link	24/67.3 X

Primary Examiner—Nelson C. Holtje
Assistant Examiner—Martha Thompson

[57] CLAIM

The ornamental design for an paper clip, as shown and described.

DESCRIPTION

FIG. 1 is a bottom, right front perspective view of a paper clip showing my new design;
FIG. 2 is a front elevational view, the rear view being identical thereto;
FIG. 3 is a top plan view;
FIG. 4 is a bottom plan view;
FIG. 5 is a left side elevational view; and,
FIG. 6 is a right side elevational view thereof.

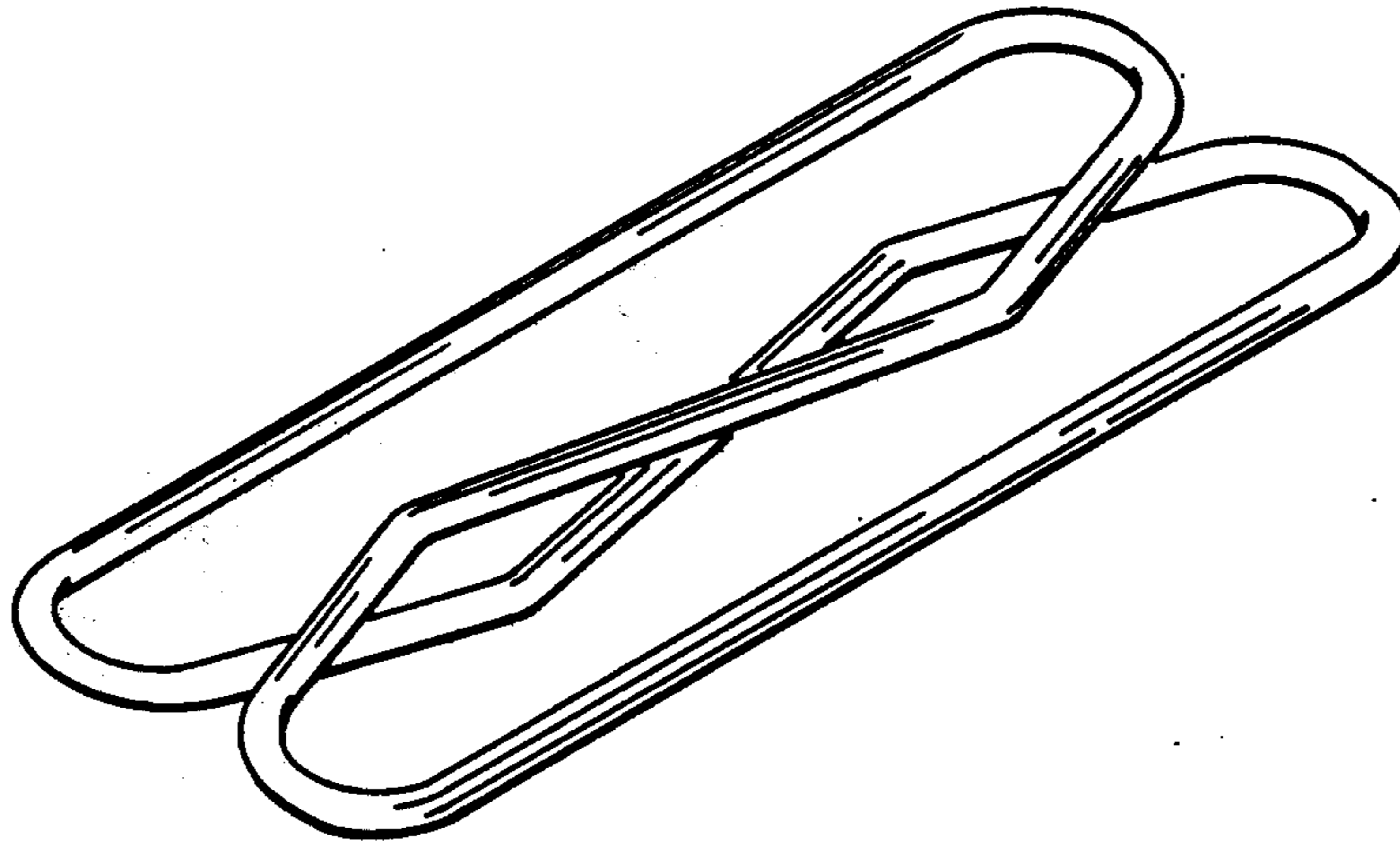


FIG.-1

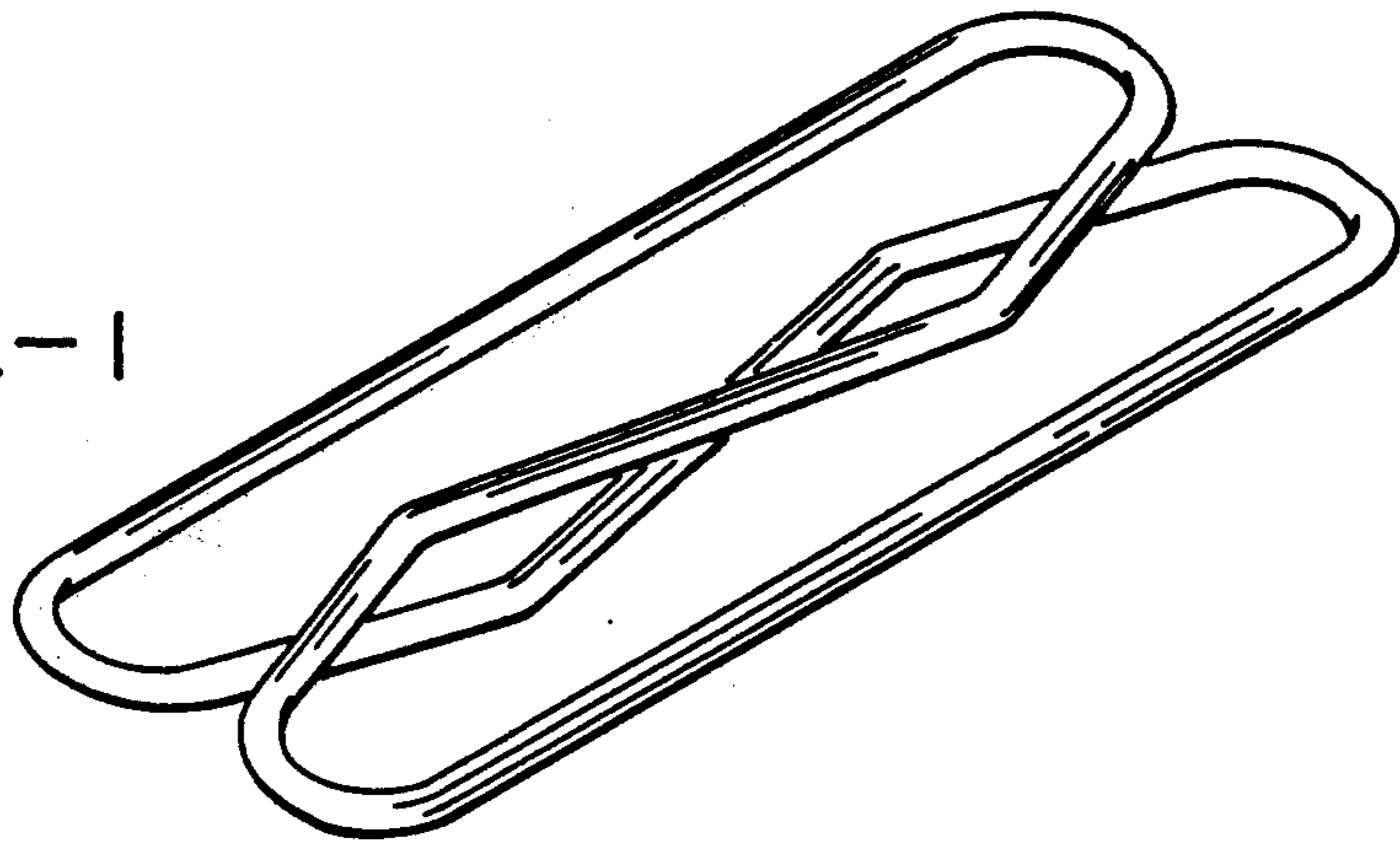


FIG.-3



FIG.-4




FIG.-5



FIG.-6



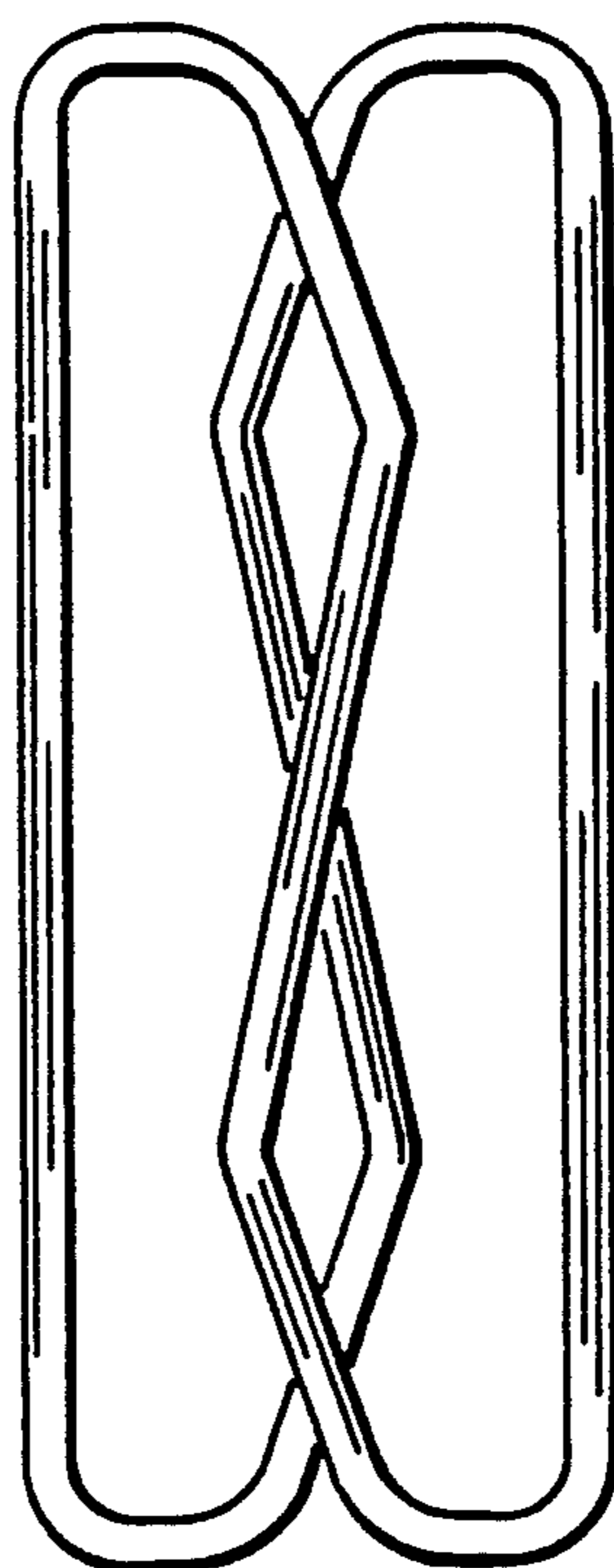


FIG.- 2