



US00D334023S

United States Patent [19]

[11] Patent Number: **Des. 334,023**

Giugiaro

[45] Date of Patent: **** Mar. 16, 1993**

[54] MARKING INSTRUMENT

[75] Inventor: **Giorgetto Giugiaro, Turin, Italy**

[73] Assignee: **The Gillette Company, Boston, Mass.**

[*] Notice: The portion of the term of this patent subsequent to Feb. 2, 2007 has been disclaimed.

[**] Term: **14 Years**

[21] Appl. No.: **670,213**

[22] Filed: **Mar. 15, 1991**

[30] Foreign Application Priority Data

Sep. 17, 1990 [AR] Argentina 056877

[52] U.S. Cl. **D19/49; D19/46;**
D19/51; D19/56

[58] Field of Search **D19/35, 36, 41-51,**
D19/54-58, 81-85; 401/99, 100, 104, 196, 198,
200, 209

[56] References Cited

U.S. PATENT DOCUMENTS

D. 26,395	12/1896	Kraus	D19/46
D. 137,660	4/1944	Severy	D19/49
D. 152,717	2/1949	Metzler	D19/49 X
D. 186,149	9/1959	Shier	D19/49
D. 204,527	4/1966	Bich	D19/49
D. 218,491	8/1970	Boxin et al.	D19/49
D. 218,492	8/1970	Bich	D19/42
D. 307,035	4/1980	Petterson	D19/56 X
D. 313,246	12/1990	Porsche	D19/56 X

Primary Examiner—Nelson C. Holtje
Assistant Examiner—Martha Thompson

[57] CLAIM

The ornamental design for a marking instrument, as shown and described.


DESCRIPTION

FIG. 1 is a front elevational view of a marking instrument showing my new design;

FIG. 2 is a left side elevational view, the right side being a mirror image thereof;

FIG. 3 is a top plan view; and,

FIG. 4 is a bottom plan view thereof.






Fig. 1



Fig. 3



Fig. 4




Fig. 2